

HONDA

PARTS CATALOG

VF750C '82 · '83
V45 Magna

AMERICAN HONDA MOTOR CO., INC.

© AMERICAN HONDA MOTOR CO., INC. 1991

14MB1C

TABLE OF CONTENTS		
HOW TO USE THIS CATALOG	1-A 2	II
SERIAL NUMBERS	1-A 3	IV
CONSTRUCTION OF VEHICLE IDENTIFICATION NUMBER (V.I.N)...	1-A 3	V
COLOR TABLES	1-A 4	VI
MANUALS	1-A 4	VII
SPECIFICATIONS	1-A 5	IX
BULK HOSE	1-A 7	XII
COMMONLY REQUIRED REPLACEMENT PARTS.....	1-A 8	XIV
CONTENTS BY PAGE NO. SEQUENCE.....	1-A 9	XVI
PART GROUPS		
ENGINE GROUP	1-B 1	2
FRAME GROUP	1-E 1	54
INDEX		
PART NUMBER INDEX	1-H 1	122
DESCRIPTION INDEX.....	1-I 1	134

GRID

A-1

HOW TO USE THIS CATALOG

This parts catalog is to be used when ordering replacement parts for the model (s) specified on the microfiche title strip.

CATALOG PAGE BREAKDOWN

MODEL(S)	MODEL		APPLICATION						AREA CODE	ENGINE SERIAL NUMBER		QTY REQ	PART NUMBER	HONDA CODE
	1	1	1	1	1	1	1	1		FROM	TO			
	8	8	8	8	8	8	8	8						
Ref. No.	BLOCK NO.	E-1	4	5	6	7	4	5	6	7				
	DESCRIPTION		4	5	6	7	4	5	6	7				



1. **Ref No.**—Reference number corresponding with the reference numbers on the illustrations. *

* All illustrations are representative only and do not necessarily correspond exactly to the actual part. "NI" signifies the part is not illustrated.

2. **DESCRIPTION**—Describes the part for the related part number.

Abbreviations:

ASSY	- Assembly	MPH	- Miles Per Hour
COMP	- Complete	L (100L)	- Link (100 Links)
R	- Right	A.C.	- Alternating Current
L	- Left	D.C.	- Direct Current
STD	- Standard	IN	- Inlet
MM	- Millimeter	EX.	- Exhaust
G	- Grain	FR.	- Front
T (22T)	- Tooth	RR.	- Rear
A	- Ampere	HEX	- Hexagonal
V	- Volt	A.M.	- Attaching Mark
W	- Watt	T.M.	- Transcript Mark
KPH	- Kilometer Per Hour	C.D.I.	- Capacitive Discharge Ignition

Decision for 'R' or 'L'.

'R' or 'L' in the description of a part stands for the Right hand side or the Left hand side which is decided by the forward direction of travel of the vehicle.

3. **Model Application**—Model application for the various models listed within the catalog. Single model applications will not require this section.

3a. **Model Year Guide**—A guide to the part application (prior to 1976 the guide reference is the model designation ie. K0, K1 etc.. For 1976 and above the guide reference is the last digit of the model year ie. 1976 = 6; 1977 = 7; 1985 = 5 etc..). Other unique designations may be used in catalogs listing different models.

4. **AREA CODE**—Area codes for parts that are unique to a particular area. Area codes are defined in the Serial Number application chart when applicable. This column will not be used in catalogs which do not include unique area codes.

5. **SERIAL NUMBER**—Applies to Engine or Frame serial numbers depending on the section.

The serial number of the vehicle (frame, engine, carburetor) should be checked prior to ordering parts for a specific unit. In cases where a part has been modified, the serial number of the vehicle bearing the modification is listed in the 'SERIAL NUMBER' column.

The modification parts are controlled by each pertinent serial number below:

Engine serial number - Engine group parts (Block numbers beginning with 'E').

Carburetor identification number - Carburetor component parts.

Frame serial numbers - Frame group parts (Block numbers beginning with 'F').

HOW TO USE THIS CATALOG

Serial number application chart and Serial number locations are provided.

Note: Some models may be controlled by one serial number only.

6. **QTY REQ**—Quantity required per unit as specified.

A. 'AR' in place of the quantity indicates AS REQUIRED.

B. '()' Parenthesis in the quantity required column indicates 'optional'. (only the open parenthesis will appear if the quantity required is over 9).

7. **PART NUMBER**—Part number corresponding to the reference numbers and application. Several part numbers may be listed under one (1) reference number. For your convenience the current supersede chain, as of print date, has been listed for you. Supersede chains are subject to change without notice.

MAKE-UP OF PART NUMBERS

All parts are classified into two groups consisting of 'GENERAL PARTS' and 'STANDARD PARTS'. All parts are numbered in accordance with system described below:

General Parts

Example:

Fork comp. Fr. Part No 51105-GR1-700ZA
 Function No 51
 Component No 105
 Parts Classification No -GR1-
 Classification No 700
 * Color Code ZA

Standard Parts

Example:

Screw, Pan 4 x 20 Part No 93500-04020-1A
 Function No 93
 Type No 500
 Dimensions -04020-
 ISO Standard Designation 1
 Chemical Surface Treatment A

* The color code at the end of a General Part's part number indicate the color. However, color codes such as ZA, ZB, ZC onward except ZZ, do not indicate the color directly but refer to the notes " * " in the Description Column of this Parts Catalog Microfiche. If the color description is not indicated in the description, refer to the color table.

8. **H/C**—The Honda Code is listed to the right of each Part Number.

A. **Additional Information**—The table of contents located at the right of each microfiche grid lists sectioned titles in alphabetical order. Some microfiche will require separate tables of contents for the Engine and frame sections which will be noted in a sub-heading.

NOTE:



1. The Block No. listed in the upper right hand corner of the Description heading refers to a complete illustration page and it's text, and should not be confused with the GRID NO. when using microfiche.

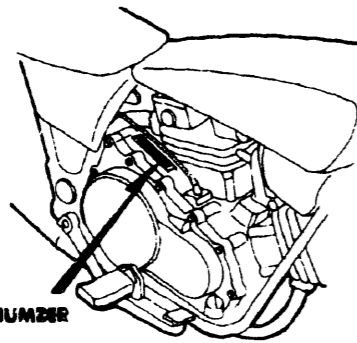
2. Rear view mirrors are standard equipment on all street legal models.

SERIAL NUMBERS

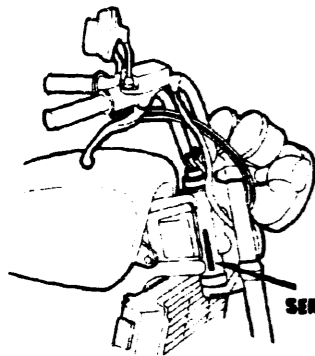
Models and applicable serial numbers

Models and applicable serial Nos. given in this parts catalog can be identified as follows.

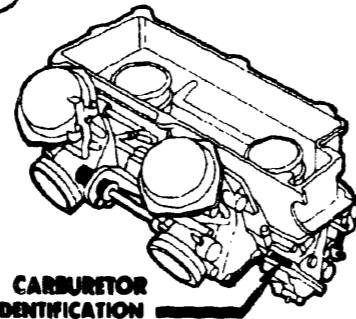
Model	Area Code	Applicable Engine Serial No.	Applicable Frame Serial No.	Applicable Carburetor Identification No.
VF750C '82	A	RC07E- 4000046 To 4029232	RC071* CM000933 To CM027062	VD51A 
VF750C '83	A	RC07E- 4100013 To 4124548	RC071* DM100011 To DM122819	VD51C 



ENGINE SERIAL NUMBER



FRAME SERIAL NUMBER



CARBURETOR IDENTIFICATION NUMBER

CONSTRUCTION OF VEHICLE IDENTIFICATION NUMBER (V.I.N)

	W.M.I.	V.D.S.	V.I.S.	
(Example)	J H 2	R C 0 4 0	* B M 2 0 0 0 1	W.M.I. ...World manufacturer identifier V.D.S. ...Vehicle descriptor section V.I.S. ...Vehicle indicator section
			Sequential Production number	
			Plant representation	
			C...SAITAMA Factory in JAPAN K...KUMAMOTO Factory in JAPAN M...HAMAMATSU Factory in JAPAN S...SUZUKA Factory in JAPAN A...OHIO Factory in U.S.A. B...AALST Factory in BELGIUM R...MANAUS Factory in BRAZIL D...GUADALAJARA Factory in MEXICO	
			Model year	
			(Example) B...1981 C...1982 D...1983X...1999	
			Check digit	
			This code is used to detect errors in the V.I.N. and consists of a single-digit number (0-9) or a letter "X". It has no direct bearing upon the V.D.S. and V.I.S.	
			Vehicle description code	
			(Example) RC040...CB750F NC030...CB400T Refer to; SERIAL NUMBERS	
			Make and Type of vehicle	
			JH2...HONDA, Motorcycle (Manufactured in JAPAN) 1HF...HONDA, Motorcycle (Manufactured in U.S.A.) YC?...HONDA, Motorcycle (Manufactured in BELGIUM) 9C2...HONDA, Motorcycle (Manufactured in BRAZIL) 3H1...HONDA, Motorcycle (Manufactured in MEXICO) JH3...HONDA, all terrain vehicle (Manufactured in JAPAN)	

Any change or modification of parts in directly related to the V.D.S. and V.I.S. A V.I.S. number will appear in the "Serial No." column of the Parts Catalog if a part is changed or modified.

COMMENT:

This example is generic and applies to 1981 and newer vehicles. 1980 models and prior are referred to as "FRAME NUMBERS" and the construction is designed by using the model designation or code followed by a sequential number.

COLOR TABLES

Color chart

- (WL) = Stripes and labels other than caution labels are included in parts whose part name end in (WL).
- (WOL) = Stripes and labels are not included in parts whose part name end in (WOL).


COLOR CODE TABLE (Color descriptions omitted from the main text of the catalog)

TYPE OF PARTS	COLOR CODE	COLOR DESCRIPTION
PAINTED PARTS	A	WHITE
	B	BLACK
	C	SCARLET
	E	ROYAL BLUE
	N	DARK BLUE
	Q	MARUEM BLUE
	R	IVORY YELLOW
	S	DARK SILVER
	T	METALLIC SILVER
	XW	CHROME
	Z	PRIMER
	ZZ	PRIMER
VINYL PARTS	A	BLACK
	B	BLUE
	D	LIGHT BLUE
	E	SCARLET
	G	DARK ROSE
	N	ELEPHANT GRAY & IVORY
	Q	WHITE
	V	IVORY


MANUALS

DESCRIPTION	MANUAL NUMBER	H/C
VF750C '82-'83 SERVICE MANUAL	61MB004	1844505
VF750C '83 OWNER'S MANUAL	31MB1010	1292267

MODEL ID PHOTO



VF750C'82 V45 MAGNA



VF750C'83 V45 MAGNA

SPECIFICATIONS


SECTION/SUBJECT	VF750C'82	VF750C'83
ENGINE		
Cylinder	Four Cylinders	Four Cylinders
Strokes	4-Stroke	4-Stroke
Cooling	Liquid Cooled	Liquid Cooled
Camshaft	OHV	OHV
Valves per cylinder	4	4
Displacement	748cc	748cc
Lubrication system	Wet Sump	Wet Sump
Carburetor	C.V.:VD51A,32mm	C.V.:VD51A,32mm
Main jet	Pri #128,Sec #128	Pri #128,Sec #128
Slow jet	#38	#38
TRANSMISSION		
Transmission type	Manual	Manual
Transmission speeds	6 Speed	6 Speed
Clutch	Manual	Manual
Shift pattern	1-N-2-3-4-5-OD	1-N-2-3-4-5-OD
CHASSIS		
Fuel tank capacity (Std)	3.7gal	3.7gal
Fuel tank capacity (Res)	1.1gal	1.1gal
Air filter type	Paper	Paper
Front Brake	Double Disc	Double Disc
Rear Brake	Internal expand shoe	Internal expand shoe
Front tire	110/90 X 18	110/90 X 18
Tire pressure	32PSI	32PSI
Rear tire	130/90 X 16	130/90 X 16
Tire pressure	40PSI	40PSI
SERVICE/TUNING		
Valve clearance:		
Intake	0.12mm (0.005')	0.12mm (0.005')
Exhaust	0.12mm (0.005')	0.12mm (0.005')
Ignition type	CDI	CDI
Spark plug gap	0.8-0.9mm (0.031-0.035')	0.8-0.9mm (0.031-0.035')
LUBRICATION		
Recommended fuel	86+ Octane	86+ Octane
Engine oil - Pro Honda:		
GN4 10W40	P/N: 08206-0001	P/N: 08206-0001
GN4 20W50	P/N: 08206-0002	P/N: 08206-0002
Engine oil capacity:		
After draining	3.1qts	3.1qts
After reassembly	3.2qts	3.2qts

(Continued)

MODEL ID PHOTO



VF750C'82 V45 MAGNA



VF750C'83 V45 MAGNA

SPECIFICATIONS

SECTION/SUBJECT	VF750C'82	VF750C'83
LUBRICATION (continued)		
Coolant type	P/N: CUO8730	P/N: CUO8730
Coolant ratio	50:50	50:50
Drive shaft and final gear case: Pro Honda shaft drive oil.....	P/N: 08208-0080	P/N: 08208-0080
Fork oil: Pro Honda	P/N: 08208-0010	P/N: 08208-0010
Viscosity	10W	10W
Capacity after draining	R/H-390cc: L/H-405cc	R/H-390cc: L/H-405cc
Brake fluid - Pro Honda DOT 4 ...	P/N: 08203-0004	P/N: 08203-0004

X

XI

BULK HOSE

BULK HOSE CROSS REFERENCE CHART

To convert a cut hose part number to the equivalent of roll hose simply match the two part numbers using the following chart, cutting the required length indicated by the cut hose part number.

FUEL HOSE		VACUUM HOSE	
CURRENT CATALOG LISTING	BULK HOSE PART NUMBER	CURRENT CATALOG LISTING	BULK HOSE PART NUMBER
95001-35 - - - - 2 - - - -	95001-35003-20M	95005-35 - - - - 2 - - - -	95005-35008
95001-35 - - - - 4 - - - -	95001-35003-40M	95005-35 - - - - 3 - - - -	
95001-45 - - - - 2 - - - -	95001-45003-20M	95005-35 - - - - 1 - - - -	
95001-45 - - - - 4 - - - -	95001-45008-40M	95005-45 - - - - 2 - - - -	95005-45008-10M
95001-55 - - - - 2 - - - -	95001-55008-20M	95005-45 - - - - 3 - - - -	
95001-55 - - - - 4 - - - -	93001-55008-40M	95005-50 - - - - 3 - - - -	95005-50003-30M
95001-75 - - - - 4 - - - -	95001-75008-40M	95005-55 - - - - 2 - - - -	95005-55003-20M
		95005-70 - - - - 3 - - - -	95005-70003-30M
		95005-75 - - - - 1 - - - -	95005-75003-10M
		95005-75 - - - - 2 - - - -	
		95005-80 - - - - 1 - - - -	95005-80008-10M
		95005-80 - - - - 2 - - - -	
		95005-80 - - - - 3 - - - -	
		95005-12 - - - - 2 - - - -	95005-12003-10M

ORDERING INFORMATION

FUEL HOSE

PART NUMBER	H/C	INSIDE DIAMETER	ROLL LENGTH
95001-35003-20M	2380533	3.5 mm	3M (9.9ft)
95001-35003-40M	2380541	3.5 mm	3M (9.9ft)
95001-45003-20M	2380558	4.5 mm	3M (9.9ft)
95001-45008-30M	2324986	4.5 mm	8M (26.4ft)
95001-55008-20M	2386134	5.3 mm	8M (26.4ft)
95001-55008-30M	2385896	5.3 mm	8M (26.4ft)
95001-75003-20M	2385094	7.5 mm	3M (9.9ft)
95001-75003-30M	2385904	7.5 mm	3M (9.9ft)

VACUUM HOSE

PART NUMBER	H/C	INSIDE DIAMETER	ROLL LENGTH
95005-35008-10M	2325058	3.5 mm	8M (26.4ft)
95005-45008-10M	2325082	4.5 mm	8M (26.4ft)
95005-50003-30M	2380608	5.0 mm	3M (9.9ft)
95005-55008-10M	2386886	5.5 mm	8M (26.4ft)
95005-65003-20M	2380624	6.5 mm	3M (9.9ft)
95005-75003-10M	2380640	7.3 mm	3M (9.9ft)
95005-80008-10M	2325108	8.0 mm	8M (26.4ft)
95005-12003-10M	2380657	12.0 mm	3M (9.9ft)
95005-14003-20M	2380665	14.0 mm	3M (9.9ft)

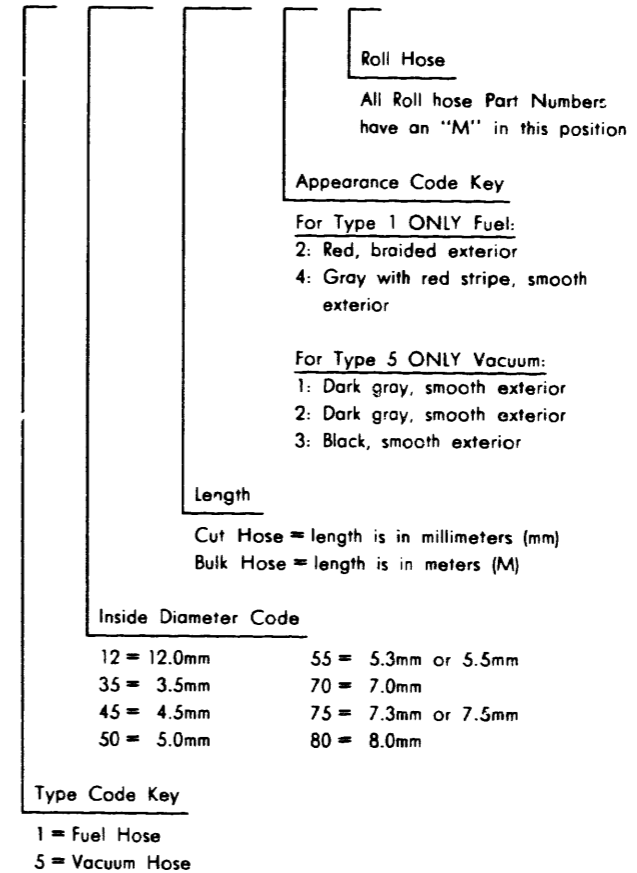
CAUTION: Damage to vacuum hose will result from contact with fuel. Do not use vacuum hose in place of fuel hose.

BULK HOSE

CONSTRUCTION OF FUEL AND VACUUM HOSE PART NUMBER

Part Number
(Example)

9 5 0 0 1 - 7 5 0 0 8 - 4 0 M



CAUTION: Damage to vacuum hose will result from contact with fuel. Do not use vacuum hose in place of fuel hose.

COMMONLY REQUIRED REPLACEMENT PARTS

VF750C'82 VF750C'83		V F 7 5 0 C	V F 7 5 0 C	S E R I A L N U M B E R		Q T Y	P A R T N U M B E R	H O N D A C O D E
REF NO	DESCRIPTION	2	3	FROM	TO	Q	PART NUMBER	HONDA CODE
	BATTERY (12V 14AH YUASA)	2	3	-----	-----	1	31500-MB1-672	3046406
	BULB, TURN SIGNAL (12V23/8W)	2	3	-----	-----	2	34905-425-671	0824326
	BULB, TURN SIGNAL (12V23W)	2	3	-----	-----	2	34905-268-671	0145318
	CABLE COMP., CHOKE	2	-	-----	-----	1	17950-MB1-000	1245133
	CABLE COMP., CHOKE	-	3	-----	M122119	1	17950-MB1-700	1296360
	CABLE COMP., CHOKE	-	3	M122120	-----	1	17950-MB1-701	1511369
	CABLE, SPEEDOMETER INNER	2	3	-----	-----	1	44831-KM1-000	2401396
	CYLINDER ASSY., FR. BRAKE MASTER	2	3	-----	-----	1	45500-MB1-673	1782069
	DISK, CLUTCH FRICTION	2	3	-----	-----	6	22201-MB0-003	1242551
	FILTER, OIL	2	3	-----	-----	1	15410-MJO-004	3481355
	FLOAT SET	2	3	-----	-----	4	16013-MB0-671	1241751
	FUSE B (15A)	2	3	-----	-----	5	98200-21500	0252387
	FUSE F (30A)	2	3	-----	-----	2	98200-53000	0412676
	GASKET KIT A	2	3	-----	-----	1	061A1-MB0-770	1442227
	GASKET KIT B	2	3	-----	-----	1	061B1-MB0-772	1554104
	GASKET SET	2	3	-----	-----	4	16010-MB0-871	3516416
	GASKET, EX. PIPE	2	3	-----	-----	4	18291-216-000	0028241
	GASKET, HEAD COVER	2	3	-----	-----	3	12391-MB0-010	2094035
	GRIP, L. HANDLEBAR	2	3	-----	-----	1	53166-MB1-000	1249796
	GRIP, R. HANDLEBAR	2	3	-----	-----	1	53165-MB1-000	1249788
	HANDLEBAR	2	3	-----	-----	1	53100-MB1-000	1249754
	HEADLIGHT ASSY. (12V60/55W)	2	3	-----	-----	1	33100-MF5-751	2008894
	HEADLIGHT UNIT	2	3	-----	-----	1	33120-MF5-751	2008902
	KEY SET	2	-	-----	-----	1	35010-MB1-020	2110302
	KEY SET	-	3	-----	-----	1	35010-MB1-702	1832286
	LENS, TURN SIGNAL	2	3	-----	-----	4	33402-MB1-003	1260397
	MIRROR, L.	2	-	-----	-----	1	88120-MB1-003	1250737
	MIRROR, L.	-	3	-----	-----	1	88120-MB1-702	2094779
	MIRROR, R.	2	-	-----	-----	1	88110-MB1-003	1250711
	MIRROR, R.	-	3	-----	-----	1	88110-MB1-702	2094761

(Continued)

COMMONLY REQUIRED REPLACEMENT PARTS

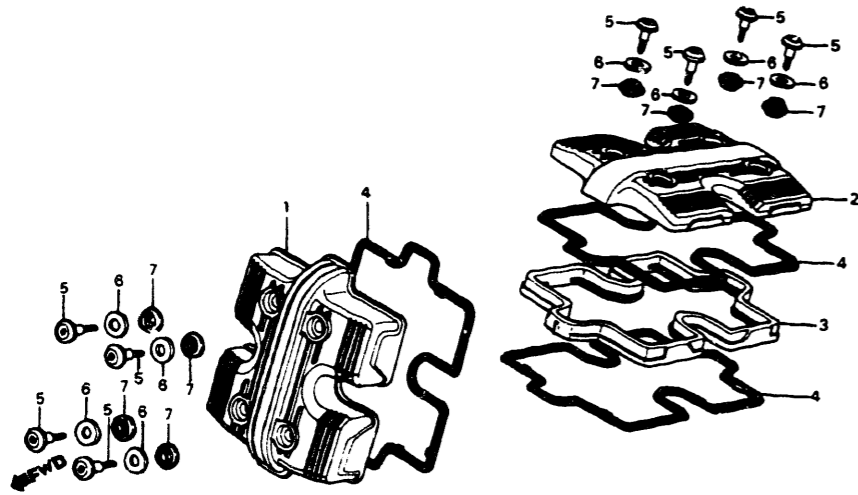
(Continued)

VF750C'82 VF750C'83		V F 7 5 0 C	V F 7 5 0 C	S E R I A L N U M B E R		Q T Y	P A R T N U M B E R	H O N D A C O D E
REF NO	DESCRIPTION	2	3	FROM	TO	Q	PART NUMBER	HONDA CODE
	PLUG, SPARK (DPR7EA-9 NGK)	2	3	-----	-----	(2)	98069-57916	1103076
	PLUG, SPARK (DPR8EA-9 NGK)	2	3	-----	-----	2	98069-58916	1103084
	PLUG, SPARK (DPR9EA-9 NGK)	2	3	-----	-----	(2)	98069-59916	1103092
	PLUG, SPARK (X22EPR-U9 ND)	2	3	-----	-----	(2)	98069-57926	1096817
	PLUG, SPARK (X24EPR-U9 ND)	2	3	-----	-----	2	98069-58926	1096825
	PLUG, SPARK (X27EPR-U9 MD)	2	3	-----	-----	(2)	98069-59926	1096833
	SHOE COMP., RR. BRAKE	2	3	-----	-----	2	43120-415-000	0669408
	TIRE ASSY., FR. (110/90-18 61H DUNLOP)	2	3	-----	-----	1	44710-MG8-673	2014090
	TIRE ASSY., FR. (BS) (110/90-18 31H)	2	3	-----	-----	1	44710-MB1-671	1248061
	TIRE ASSY., RR. (130/60-16 67H DUNLOP)	-	3	-----	-----	1	42710-MB1-700	1291731
	TIRE ASSY., RR. (BS)	2	3	-----	-----	1	42710-MB1-671	1247923
	TIRE ASSY., RR. (DUNLOP)	2	-	-----	-----	1	42710-MB1-672	1247931
	WEIGHT, BALANCE (20G)	2	3	-----	-----	N	42705-MB0-000	1247881
	WEIGHT, BALANCE (30G)	2	3	-----	-----	N	42706-MB0-000	1247899

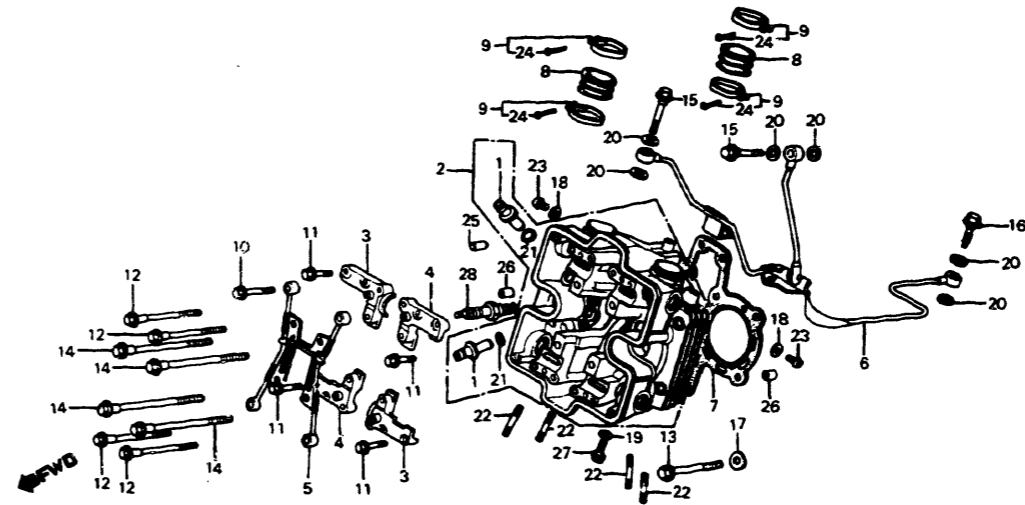
CONTENTS BY PAGE NO. SEQUENCE

PAGE TITLE	PAGE	GRID	PAGE TITLE	PAGE	GRID
CYLINDER HEAD COVER	2	1-B 1	CLUTCH MASTER CYLINDER	62	1-E 5
CYLINDER HEAD (FRONT)	3	1-B 1	HANDLEBAR	64	1-E 6
CYLINDER HEAD (REAR)	6	1-B 3	TOP BRIDGE	64	1-E 6
CAMSHAFT	8	1-B 4	STEERING STEM	66	1-E 7
VALVE	8	1 B 4	HORN	66	1-E 7
CAM CHAIN	10	1-B 5	FENDER, FR.	68	1-E 8
TENSIONER	10	1-B 5	SHOCK ABSORBER, FR.	69	1-E 8
CRANKCASE COVER, R.	12	1-B 6	BRAKE CALIPER, FR.	73	1-E 10
CLUTCH	14	1-B 7	WHEEL, FR.	76	1-E 12
PULSER	16	1-B 8	BRAKE PANEL, RR.	78	1-F 1
STARTING CLUTCH	16	1-B 8	WHEEL, RR.	79	1-F 1
ALTERNATOR	18	1-B 9	FINAL DRIVEN GEAR	80	1-F 2
CRANKCASE COVER, L.	20	1-B 10	FUEL TANK	83	1-F 3
WATER PUMP	20	1-B 10	SEAT	86	1-F 5
STARTER MOTOR	22	1-B 11	SIDE COVER	87	1-F 5
OIL FILTER	23	1-B 11	RECTIFIER	87	1-F 5
OIL PAN	23	1-B 11	BATTERY	90	1-F 7
OIL PUMP	23	1-B 11	FUEL PUMP	90	1-F 7
CYLINDER BLOCK	26	1-C 1	AIR CLEANER	92	1-F 8
CRANKSHAFT	28	1-C 2	MUFFLER	95	1-F 9
PISTON	28	1-C 2	BRAKE PEDAL	98	1-F 11
TRANSMISSION	36	1-C 6	GEARSHIFT PEDAL	98	1-F 11
GEARSHIFT DRUM	38	1-C 7	FOOTPEGS	100	1-F 12
WATER PIPE	40	1-C 8	MAIN STAND	102	1-G 1
THERMOSTAT	40	1-C 8	SIDE STAND	102	1-G 1
CROSS SHAFT	43	1-C 9	SWINGARM	103	1-G 1
CARBURETOR (ASSY. LINK)	46	1-C 11	SHOCK ABSORBER	106	1-G 3
CARBURETOR (COMP. PARTS)	48	1-C 12	FENDER, RR.	107	1-G 3
GASKET KIT A	50	1-D 1	SPARK UNIT	107	1-G 3
GASKET KIT B	51	1-D 1	TURN SIGNAL	109	1-G 4
HEADLIGHT	54	1-E 1	TAILLIGHT	112	1-G 6
INSTRUMENTS	56	1-E 2	WIRE HARNESS	114	1-G 7
SWITCHES	58	1-E 3	IGNITION COIL	114	1-G 7
CABLES	58	1-E 3	RADIATOR	116	1-G 8
BRAKE MASTER CYLINDER, FR.	60	1-E 4	FRAME BODY	118	1-G 9
CONTROL LEVERS	60	1-E 4	TOOLS	120	1-G 10

CYLINDER HEAD COVER



CYLINDER HEAD (FRONT)



CONTENTS

TITLE	GRID
AIR CLEANER	1-F8
ALTERNATOR	1-B9
BATTERY	1-F7
BRAKE CALIPER, FR.	1-E10
BRAKE MASTER CYLINDER, FR.	1-E4
BRAKE PANEL, RR.	1-F1
BRAKE PEDAL	1-F11
CABLES	1-E3
CAM CHAIN	1-B5
CAMSHAFT	1-B4
CARBURETOR (ASSY. LINK)	1-C11
CARBURETOR (COMP. PARTS)	1-C12
CLUTCH	1-B7
CLUTCH MASTER CYLINDER	1-E5
CONTROL LEVERS	1-E4
CRANKCASE COVER, L.	1-B10
CRANKCASE COVER, R.	1-B6
CRANKSHAFT	1-C2
CROSS SHAFT	1-C9
CYLINDER BLOCK	1-C1
CYLINDER HEAD (FRONT)	1-B1
CYLINDER HEAD (REAR)	1-B3
CYLINDER HEAD COVER	1-B1
FENDER, FR.	1-E8
FENDER, RR.	1-G3
FINAL DRIVEN GEAR	1-F2
FOOTPEGS	1-F12
FRAME BODY	1-G9
FUEL PUMP	1-F7
FUEL TANK	1-F3
GASKET KIT A	1-D1
GASKET KIT B	1-D1
GEARSHIFT DRUM	1-C7
GEARSHIFT PEDAL	1-F11
HANDLEBAR	1-E6
HEADLIGHT	1-E1
HORN	1-E7
IGNITION COIL	1-G7
INSTRUMENTS	1-E2
MAIN STAND	1-G1
MUFFLER	1-F9
OIL FILTER	1-B11
OIL PAN	1-B11
OIL PUMP	1-B11
PISTON	1-C2
PULSER	1-B8
RADIATOR	1-G8
RECTIFIER	1-F5
SEAT	1-F5
SHOCK ABSORBER	1-G3
SHOCK ABSORBER, FR.	1-E8
SIDE COVER	1-F5
SIDE STAND	1-G1
SPARK UNIT	1-G3
STARTER MOTOR	1-B11
STARTING CLUTCH	1-B8
STEERING STEM	1-E7
SWINGARM	1-G1
SWITCHES	1-E3
TAILLIGHT	1-G6
TENSIONER	1-B5
THERMOSTAT	1-C8
TOOLS	1-G10
TOP BRIDGE	1-E6
TRANSMISSION	1-C6
TURN SIGNAL	1-G4
VALVE	1-B4
WATER PIPE	1-C8
WATER PUMP	1-B10
WHEEL, FR.	1-E12
WHEEL, RR.	1-F1
WIRE HARNESS	1-G7

VF750C '82 VF750C '83	V F 7 5 0 C	V F 7 5 0 C	Q T Y	R E Q	G38-BM80-1	BLOCK NO. E-1	PART NUMBER	HONDA CODE
1	2	3	1				12311-MB0-000	1240985
2	2	3	1				12321-MB0-000	1240993
3	2	3	1				12341-MB0-000	1241009
4	2	3	3				12391-MB0-000	1241017
	2	3	3				12391-MB0-010	2094035
5	2	3	8				90017-MB0-000	1243427
6	2	3	8				90541-MB0-000	1243690
7	2	3	8				90542-MB0-000	1243708

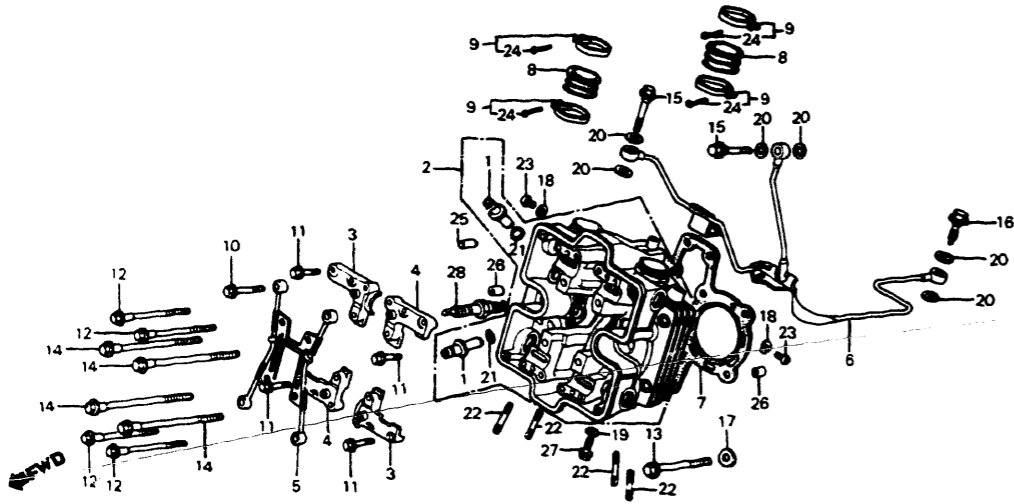
VF750C '82 VF750C '83	V F 7 5 0 C	V F 7 5 0 C	Q T Y	R E Q	G38-BM80-2	BLOCK NO. E-2	PART NUMBER	HONDA CODE
1	2	-	8				12204-MB0-305	1240910
		-	8				12204-MB0-405	1390087
2	2	-	1				12210-MB0-000	1240928
	2	-	1				12210-MB0-405	1424688
	-	3	1				12210-MB0-305	2107373
		-	1				12210-MB0-770	1288893
3	2	-	2			4021484	12211-MB0-000	1240936
	2	-	2				12211-MB0-010	1285337
	-	3	2			4123897	12211-MB0-770	1288968
	-	3	2				12211-MB0-771	1455831
		-	2				12211-MB0-772	1853480
		-	2				12211-MB0-773	2001485
4	2	-	2			4021484	12212-MB0-000	1240944
	2	-	2				12212-MB0-010	1285345
	2	-	2				12212-MB0-770	1288984
		-	2			4123897	12212-MB0-770	1288984
	2	3	2				12212-MB0-771	1455849
	2	3	2				12212-MB0-773	2016830
5	2	3	1				12230-MB0-000	1240951
	2	3	1				12230-MB0-010	2016863

2
VF750C '82 ENGINE NO. : 4000046 TO 4029232
VF750C '83 ENGINE NO. : 4100013 TO 4124548
1-B 1

3

GRID NO.
1-B 1

CYLINDER HEAD (FRONT)



VF750C '82 VF750C '83		V F 7 5 0 C	V F 7 5 0 C	G38-BM80-2		BLOCK NO. E-2	
REF NO	DESCRIPTION	2	3	SERIAL NUMBER FROM	TO	QTY REQ	HONDA CODE
6	PIPE B, OIL PATH	2	-	1	12240-MB0-000	1	1240969
	PIPE B, OIL PATH	-	3	1	12240-MB0-770	1	1289081
	PIPE B, OIL PATH	-	3	1	12240-MB0-870	1	1780881
	PIPE B, OIL PATH	-	3	1	12240-MB0-871	1	3354651
7	GASKET, CYLINDER HEAD	2	3	1	12251-MB0-003	1	1240977
8	INSULATOR, CARBURETOR	2	-	2	16211-MB0-000	2	1242106
	INSULATOR B, CARBURETOR	-	3	2	16212-MB0-770	2	1290089
9	BAND, INSULATOR	2	-	4	16219-MB0-000	4	1242114
	BAND, INSULATOR	2	3	4	16219-MB0-770	4	1312701
10	BOLT, FLANGE, 6X52	2	3	4	90001-MB0-000	4	1243336
11	BOLT, FLANGE, 6X43	2	-	4	90003-MB0-000	4	1243344
	BOLT, FLANGE, 6X54	-	3	4	90003-MB0-770	4	1292077
12	BOLT, UBS, 8X151	2	3	4	90006-MB0-000	4	1243351
13	BOLT, UBS, 9X93	2	-	4	90011-MB0-000	4	1243369
	BOLT, UBS, 9X91	-	3	4	90011-MB0-770	4	1292085
14	BOLT, UBS, 9X177	2	3	4	90012-MB0-003	4	1243385
15	BOLT, OIL	2	-	2	90025-MB0-000	2	1243443
	BOLT, OIL	-	3	2	90025-MB0-771	2	1316975
16	BOLT COMP., OIL CONTROL	2	-	1	90045-MB0-000	1	1243476
	BOLT COMP., OIL CONTROL	-	3	1	90045-MB0-770	1	1292093

4

1-B 2

VF750C '82 ENGINE NO.: 4000046 TO 4029232
VF750C '83 ENGINE NO.: 4100013 TO 4124548

VF750C '82 VF750C '83		V F 7 5 0 C	V F 7 5 0 C	BLOCK NO. E-2				
REF NO	DESCRIPTION	2	3	SERIAL NUMBER FROM	TO	QTY REQ	PART NUMBER	HONDA CODE
17	WASHER, SEALING, 9MM	2	-	4	90441-MB0-000	4	1243609	
18	WASHER, THRUST, 5MM	2	3	2	90452-323-000	2	0255224	
19	WASHER, SEALING, 6MM	2	3	1	90461-357-000	1	0350215	
20	WASHER, OIL BOLT	2	3	6	90545-300-000	6	0189902	
21	O-RING, 10X1.6	2	-	8	91301-200-000	8	0022673	
22	BOLT, STUD, 6X45	2	3	4	92700-06045	4	0156943	
	BOLT, STUD, 6X45	2	3	4	92900-06032-0B	4	2601912	
	BOLT, STUD, 6X45	2	3	4	92900-06032-0E	4	2532687	
23	SCREW, PAN, 5X8	2	3	2	93500-05008-0G	2	0331363	
24	SCREW, PAN, 5X25	2	3	4	93500-05025-0G	4	0477471	
25	PIN A, DOWEL, 8X14	2	3	4	94301-08140	4	0069310	
26	PIN, DOWEL, 12X20	2	3	6	94301-12200	6	0165324	
27	BOLT, FLANGE, 6X12	2	3	1	95700-06012-00	1	0487025	
	BOLT, FLANGE, 6X12	2	3	1	95701-06012-00	1	2105799	
28	PLUG, SPARK (DPR7EA-9 NGK)	2	3	(2)	98069-57916	(2)	1103076	
	PLUG, SPARK (X22EPR-U9 ND)	2	3	(2)	98069-57926	(2)	1096817	
	PLUG, SPARK (DPR8EA-9 NGK)	2	3	2	98069-58916	2	1103084	
	PLUG, SPARK (X24EPR-U9 ND)	2	3	2	98069-58926	2	1096825	
	PLUG, SPARK (DPR9EA-9 NGK)	2	3	(2)	98069-59916	(2)	1103092	
	PLUG, SPARK (X27EPR-U9 ND)	2	3	(2)	98069-59926	(2)	1096833	

5

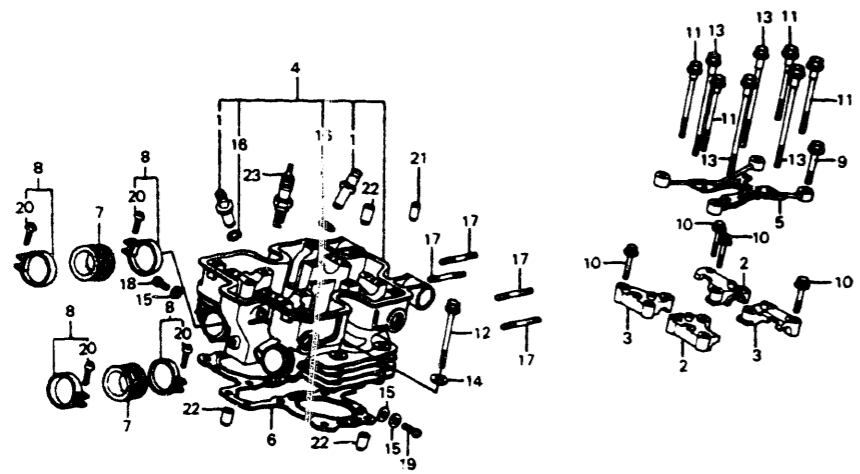
CONTENTS

TITLE	GRID
AIR CLEANER	1-F9
ALTERNATOR	1-B9
BATTERY	1-F7
BRAKE CALIPER, FR	1-E10
BRAKE MASTER CYLINDER, FR	1-E4
BRAKE PANEL, RR	1-F1
BRAKE PEDAL	1-F11
CABLES	1-E3
CAM CHAIN	1-B5
CAMSHAFT	1-B4
CARBURETOR (ASSY. LINK)	1-C11
CARBURETOR (COMP. PARTS)	1-C12
CLUTCH	1-B7
CLUTCH MASTER CYLINDER	1-E5
CONTROL LEVERS	1-E4
CRANKCASE COVER, L	1-B10
CRANKCASE COVER, R	1-B6
CRANKSHAFT	1-C2
CROSS SHAFT	1-C9
CYLINDER BLOCK	1-C1
CYLINDER HEAD (FRONT)	1-B1
CYLINDER HEAD (REAR)	1-B3
CYLINDER HEAD COVER	1-B1
FENDER, FR	1-E8
FENDER, RR	1-G3
FINAL DRIVEN GEAR	1-F2
FOOTPEGS	1-F12
FRAME BODY	1-G9
FUEL PUMP	1-F7
FUEL TANK	1-F3
GASKET KIT A	1-D1
GASKET KIT B	1-D1
GEARSHIFT DRUM	1-C7
GEARSHIFT PEDAL	1-F11
HANDLEBAR	1-E6
HEADLIGHT	1-E1
HORN	1-E7
IGNITION COIL	1-G7
INSTRUMENTS	1-E2
MAIN STAND	1-G1
MUFFLER	1-F9
OIL FILTER	1-B11
OIL PAN	1-B11
OIL PUMP	1-B11
PISTON	1-C2
PULSER	1-B8
RADIATOR	1-G8
RECTIFIER	1-F5
SEAT	1-F5
SHOCK ABSORBER	1-G3
SHOCK ABSORBER, FR	1-E8
SIDE COVER	1-F5
SIDE STAND	1-G1
SPARK UNIT	1-G3
STARTER MOTOR	1-B11
STARTING CLUTCH	1-B8
STEERING STEM	1-E7
SWINGARM	1-G1
SWITCHES	1-E3
TAILLIGHT	1-G6
TENSIONER	1-B5
THERMOSTAT	1-C8
TOOLS	1-G10
TOP BRIDGE	1-E6
TRANSMISSION	1-C6
TURN SIGNAL	1-G4
VALVE	1-B4
WATER PIPE	1-C8
WATER PUMP	1-B10
WHEEL, FR	1-E12
WHEEL, RR	1-F1
WIRE HARNESS	1-G7

GRID NO.

1-B 2

CYLINDER HEAD (REAR)



VF750C '82 VF750C '83		V F 7 5 0 C	V F 7 5 0 C	G38-BMB1-33		BLOCK NO. E-2-1		
REF NO	DESCRIPTION	2	3	SERIAL NUMBER FROM	TO	QTY REQ	PART NUMBER	HONDA CODE
1	GUIDE VALVE (OS.)	2	-	-	-	8	12204-MB0-305	1240910
	GUIDE VALVE (OS.)	-	3	-	-	8	12204-MB0-405	1390087
2	HOLDER A, CAMSHAFT	2	-	4021484	-	2	12211-MB0-000	1240936
	HOLDER A, CAMSHAFT	2	-	-	-	2	12211-MB0-010	1285337
	HOLDER A, CAMSHAFT	-	3	4123897	-	2	12211-MB0-770	1288968
	HOLDER A, CAMSHAFT	-	3	-	-	2	12211-MB0-771	1455831
	HOLDER A, CAMSHAFT	-	3	-	-	2	12211-MB0-772	1853480
	HOLDER A, CAMSHAFT	-	3	-	-	2	12211-MB0-773	2001485
3	HOLDER B, CAMSHAFT	2	-	4021484	-	2	12212-MB0-000	1240944
	HOLDER B, CAMSHAFT	2	-	-	-	2	12212-MB0-010	1285345
	HOLDER B, CAMSHAFT	2	-	-	-	2	12212-MB0-770	1288984
	HOLDER B, CAMSHAFT	-	3	4123897	-	2	12212-MB0-770	1288984
	HOLDER B, CAMSHAFT	2	3	-	-	2	12212-MB0-771	1455849
	HOLDER B, CAMSHAFT	2	3	-	-	2	12212-MB0-773	2016830
4	HEAD COMP. RR CYLINDER	2	-	-	-	1	12220-MB0-000	1244060
	HEAD COMP. RR CYLINDER	2	-	-	-	1	12220-MB0-405	1393735
	HEAD COMP. RR CYLINDER	-	3	-	-	1	12220-MB0-770	1289073
5	PIPE A, OIL PATH	2	3	-	-	1	12230-MB0-000	1240951
	PIPE A, OIL PATH	2	3	-	-	1	12230-MB0-010	2016863
6	GASKET, CYLINDER HEAD	2	3	-	-	1	12251-MB0-003	1240977

VF750C '82 VF750C '83		V F 7 5 0 C	V F 7 5 0 C	BLOCK NO. E-2-1				
REF NO	DESCRIPTION	2	3	SERIAL NUMBER FROM	TO	QTY REQ	PART NUMBER	HONDA CODE
7	INSULATOR, CARBURETOR	2	-	-	-	2	16211-MB0-000	1242106
	INSULATOR B, CARBURETOR	-	3	-	-	2	16212-MB0-770	1290089
8	BAND, INSULATOR	2	-	-	-	4	16219-MB0-000	1242114
	BAND, INSULATOR	2	3	-	-	4	16219-MB0-770	1312701
9	BOLT, FLANGE, 6X52	2	3	-	-	4	90001-MB0-000	1243336
10	BOLT, FLANGE, 6X43	2	-	-	-	4	90003-MB0-000	1243344
	BOLT, FLANGE, 6X54	-	3	-	-	4	90003-MB0-770	1292077
11	BOLT, UBS, 8X151	2	3	-	-	4	90006-MB0-000	1243351
12	BOLT, UBS, 9X93	2	-	-	-	4	90011-MB0-000	1243369
	BOLT, UBS, 9X91	-	3	-	-	4	90011-MB0-770	1292085
13	BOLT, UBS, 9X177	2	3	-	-	4	90012-MB0-003	1243385
14	WASHER, SEALING, 9MM	2	-	-	-	4	90441-MB0-000	1243609
15	WASHER, THRUST, 5MM	2	3	-	-	3	90452-323-000	0255224
16	O-RING, 10X1.6	2	-	-	-	8	91301-200-000	0022673
17	BOLT, STUD, 6X45	2	3	-	-	4	92700-06045	0156943
	BOLT, STUD, 6X45	2	3	-	-	4	92900-06032-0B	2601912
	BOLT, STUD, 6X45	2	3	-	-	4	92900-06032-0E	2532687
18	SCREW, PAN, 5X8	2	3	-	-	1	93500-05008-0G	0331363
19	SCREW, PAN, 5X10	2	3	-	-	1	93500-05010-0G	0583195
20	SCREW, PAN, 5X25	2	3	-	-	4	93500-05025-0G	0477471
21	PIN A, DOWEL, 8X14	2	3	-	-	4	94301-08140	0069310
22	PIN, DOWEL, 12X20	2	3	-	-	6	94301-12200	0165324
23	PLUG, SPARK (DPR7EA-9 NGK)	2	3	-	-	(2)	98069-57916	1103076
	PLUG, SPARK (X22EPR-U9 ND)	2	3	-	-	(2)	98069-57926	1096817
	PLUG, SPARK (DPR8EA-9 NGK)	2	3	-	-	2	98069-58916	1103084
	PLUG, SPARK (X24EPR-U9 ND)	2	3	-	-	2	98069-58926	1096825
	PLUG, SPARK (DPR9EA-9 NGK)	2	3	-	-	(2)	98069-59916	1103092
	PLUG, SPARK (X27EPR-U9 ND)	2	3	-	-	(2)	98069-59926	1096633

CONTENTS

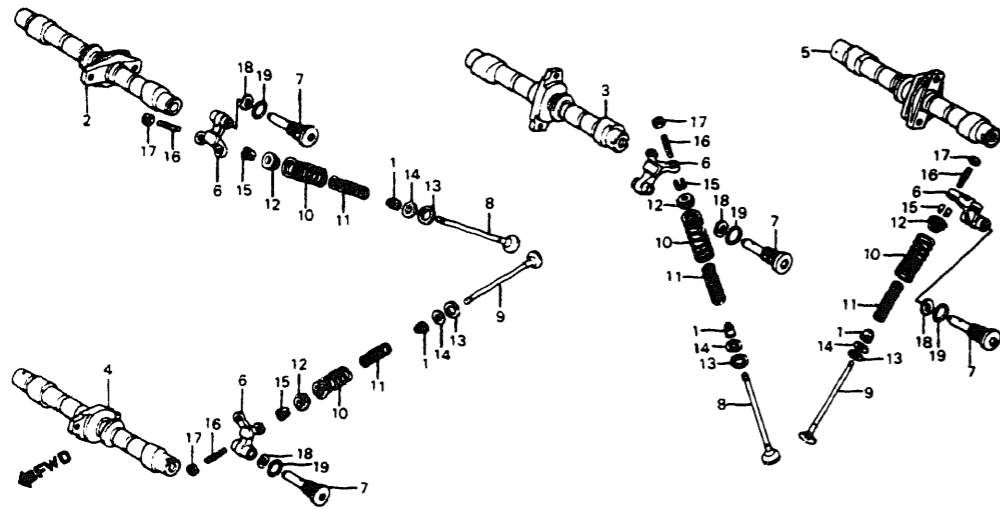
TITLE	GRID
AIR CLEANER	1-F8
ALTERNATOR	1-B9
BATTERY	1-F7
BRAKE CALIPER, FR	1-E10
BRAKE MASTER CYLINDER, FR	1-E4
BRAKE PANEL, RR	1-F1
BRAKE PEDAL	1-F11
CABLES	1-E3
CAM CHAIN	1-B5
CAMSHAFT	1-B4
CARBURETOR (ASSY LINK)	1-C11
CARBURETOR (COMP PARTS)	1-C12
CLUTCH	1-B7
CLUTCH MASTER CYLINDER	1-E5
CONTROL LEVERS	1-E4
CRANKCASE COVER, L	1-B10
CRANKCASE COVER, R	1-B6
CRANKSHAFT	1-C2
CROSS SHAFT	1-C9
CYLINDER BLOCK	1-C1
CYLINDER HEAD (FRONT)	1-B1
CYLINDER HEAD (REAR)	1-B3
CYLINDER HEAD COVER	1-B1
FENDER, FR	1-E8
FENDER, RR	1-G3
FINAL DRIVEN GEAR	1-F2
FOOTPEGS	1-F12
FRAME BODY	1-G8
FUEL PUMP	1-F7
FUEL TANK	1-F3
GASKET KIT A	1-D1
GASKET KIT B	1-D1
GEARSHIFT DRUM	1-C7
GEARSHIFT PEDAL	1-F11
HANDLEBAR	1-E6
HEADLIGHT	1-E1
HORN	1-E7
IGNITION COIL	1-G7
INSTRUMENTS	1-E2
MAIN STAND	1-G1
MUFFLER	1-F9
OIL FILTER	1-B11
OIL PAN	1-B11
OIL PUMP	1-B11
PISTON	1-C2
PULSER	1-B8
RADIATOR	1-G8
RECTIFIER	1-F5
SEAT	1-F5
SHOCK ABSORBER	1-G3
SHOCK ABSORBER, FR	1-E8
SIDE COVER	1-F5
SIDE STAND	1-G1
SPARK UNIT	1-G3
STARTER MOTOR	1-B11
STARTING CLUTCH	1-B8
STEERING STEM	1-E7
SWINGARM	1-G1
SWITCHES	1-E3
TAILLIGHT	1-G6
TENSIONER	1-B5
THERMOSTAT	1-C8
TOOLS	1-G10
TOP BRIDGE	1-E6
TRANSMISSION	1-C6
TURN SIGNAL	1-G4
VALVE	1-B4
WATER PIPE	1-C8
WATER PUMP	1-B10
WHEEL, FR	1-E12
WHEEL, RR	1-F1
WIRE HARNESS	1-G7

GRID NO.

1-B 3

VF750C '82 ENGINE NO. : 4000046 TO 4029232
VF750C '83 ENGINE NO. : 4100013 TO 4124548

CAMSHAFT • VALVE



VF750C '82 VF750C '83		V F 7 5 0 C	V F 7 5 0 C	G38-BM80-4		BLOCK NO. E-3	
REF NO	DESCRIPTION	2	3	SERIAL NUMBER FROM	TO	QTY REQ	HONDA CODE
1	SEAL, VALVE STEM	2	3			16	12209-422-005 0688887
2	CAMSHAFT COMP., FR. IN.	2	-	4021484		1	14111-MB0-000 1241363
	CAMSHAFT COMP., FR. IN.	2	-			1	14119-MB0-315 2055135
	CAMSHAFT COMP., FR. IN.	-	3	4125037		1	14111-MB0-770 1289123
	CAMSHAFT COMP., FR. IN.	-	3			1	14111-MB0-771 1696632
	CAMSHAFT COMP., FR. IN.	-	3			1	14111-MB0-774 2024578
	CAMSHAFT COMP., FR. IN.	-	3			1	14111-MB0-775 2024586
3	CAMSHAFT COMP., RR. IN.	2	-	4021484		1	14121-MB0-000 1241371
	CAMSHAFT COMP., RR. IN.	2	-			1	14129-MB0-315 2050359
	CAMSHAFT COMP., RR. IN.	-	3	4125037		1	14121-MB0-770 1289156
	CAMSHAFT COMP., RR. IN.	-	3			1	14121-MB0-771 1537091
	CAMSHAFT COMP., RR. IN.	-	3			1	14121-MB0-774 2050904
	CAMSHAFT COMP., RR. IN.	-	3			1	14121-MB0-775 2050912
4	CAMSHAFT COMP., FR. EX.	2	-	4021484		1	14131-MB0-000 1241389
	CAMSHAFT COMP., FR. EX.	2	-			1	14139-MB0-315 2055143
	CAMSHAFT COMP., FR. EX.	-	3	4125037		1	14131-MB0-770 1289180
	CAMSHAFT COMP., FR. EX.	-	3			1	14131-MB0-771 1548502
	CAMSHAFT COMP., FR. EX.	-	3			1	14131-MB0-774 2025567
	CAMSHAFT COMP., FR. EX.	-	3			1	14131-MB0-775 2025575
5	CAMSHAFT COMP., RR. EX.	2	-	4021484		1	14141-MB0-000 1241397

VF750C '82 VF750C '83		V F 7 5 0 C	V F 7 5 0 C	BLOCK NO. E-3				
REF NO	DESCRIPTION	2	3	SERIAL NUMBER FROM	TO	QTY REQ	PART NUMBER	HONDA CODE
5	CAMSHAFT COMP., RR. EX.	2	-			1	14149-MB0-315 2055150	
	CAMSHAFT COMP., RR. EX.	-	3	4125037		1	14141-MB0-770 1289214	
	CAMSHAFT COMP., RR. EX.	-	3			1	14141-MB0-771 1670777	
	CAMSHAFT COMP., RR. EX.	-	3			1	14141-MB0-774 2044543	
	CAMSHAFT COMP., RR. EX.	-	3			1	14141-MB0-775 2044550	
6	ARM, VALVE ROCKER	2	3			8	14611-MB0-000 1241595	
7	SHAFT, VALVE ROCKER ARM	2	3			8	14631-KEB-000 1289271	
	SHAFT, VALVE ROCKER ARM	2	-			8	14631-MB0-000 1241603	
8	VALVE, IN.	2	3			8	14711-MB0-000 1241611	
9	VALVE, EX.	2	3			8	14721-MB0-000 1241629	
10	SPRING, VALVE OUTER (CHUHATSU)	2	3			16	14751-422-004 0688978	
	SPRING, VALVE OUTER (NIPPON HATSUJU)	2	3			16	14751-422-005 0743112	
11	SPRING, VALVE INNER (CHUHATSU)	2	3			16	14761-422-004 0688994	
	SPRING, VALVE INNER (NIPPON HATSUJU)	2	3			16	14761-422-005 0743120	
12	RETAINER, VALVE SPRING	2	3			16	14771-329-000 0280149	
13	SEAT, VALVE SPRING	2	3			16	14775-422-000 0689018	
14	SEAT, VALVE SPRING	2	-			16	14776-422-000 0689026	
	SEAT, VALVE SPRING INNER	-	3			16	14776-MB0-770 1289420	
15	COTTER, VALVE	2	3			32	14781-107-003 0822478	
16	SCREW, TAPPET ADJUSTING	2	3			16	90012-414-000 1117803	
17	NUT, TAPPET ADJUSTING	2	3			16	90206-590-000 0347815	
18	WASHER, WAVE, 12MM	2	3			8	90402-428-000 0684878	
19	O-RING, 21.5X2	2	3			8	91310-KEB-003 1425602	
	O-RING, 21.6X2	2	-			8	91310-MB0-003 1251560	

CONTENTS

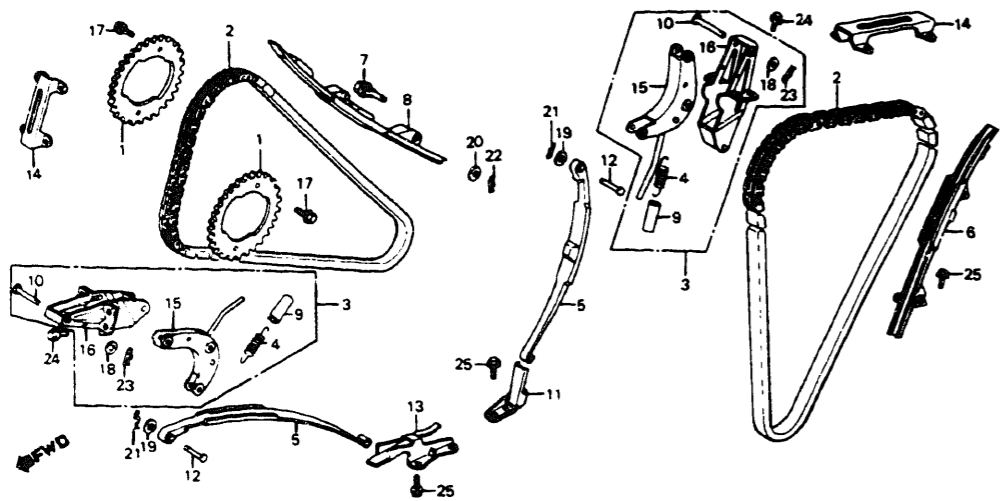
TITLE	GRID
AIR CLEANER	1-F8
ALTERNATOR	1-B9
BATTERY	1-F7
BRAKE CALIPER, FR.	1-E10
BRAKE MASTER CYLINDER, FR.	1-E4
BRAKE PANEL, RR	1-F1
BRAKE PEDAL	1-F11
CABLES	1-E3
CAM CHAIN	1-B5
CAMSHAFT	1-B4
CARBURETOR (ASSY. LINK)	1-C11
CARBURETOR (COMP. PARTS)	1-C12
CLUTCH	1-B7
CLUTCH MASTER CYLINDER	1-E5
CONTROL LEVERS	1-E4
CRANKCASE COVER, L	1-B10
CRANKCASE COVER, R	1-B6
CRANKSHAFT	1-C2
CROSS SHAFT	1-C9
CYLINDER BLOCK	1-C1
CYLINDER HEAD (FRONT)	1-B1
CYLINDER HEAD (REAR)	1-B3
CYLINDER HEAD COVER	1-B1
FENDER, FR.	1-E8
FENDER, RR	1-G3
FINAL DRIVEN GEAR	1-F2
FOOTPEGS	1-F12
FRAME BODY	1-G8
FUEL PUMP	1-F7
FUEL TANK	1-F3
GASKET KIT A	1-D1
GASKET KIT B	1-D1
GEARSHIFT DRUM	1-C7
GEARSHIFT PEDAL	1-F11
HANDLEBAR	1-E6
HEADLIGHT	1-E1
HORN	1-E7
IGNITION COIL	1-G7
INSTRUMENTS	1-E2
MAIN STAND	1-G1
MUFFLER	1-F9
OIL FILTER	1-B11
OIL PAN	1-B11
OIL PUMP	1-B11
PISTON	1-C2
PULSER	1-B8
RADIATOR	1-G8
RECTIFIER	1-F5
SEAT	1-F5
SHOCK ABSORBER	1-G3
SHOCK ABSORBER, FR	1-E8
SIDE COVER	1-F5
SIDE STAND	1-G1
SPARK UNIT	1-G3
STARTER MOTOR	1-B11
STARTING CLUTCH	1-B8
STEERING STEM	1-E7
SWINGARM	1-G1
SWITCHES	1-E3
TAILLIGHT	1-G6
TENSIONER	1-B5
THERMOSTAT	1-C8
TOOLS	1-G10
TOP BRIDGE	1-E6
TRANSMISSION	1-C6
TURN SIGNAL	1-G4
VALVE	1-B4
WATER PIPE	1-C8
WATER PUMP	1-B10
WHEEL, FR.	1-E12
WHEEL, RR	1-F1
WIRE HARNESS	1-G7

GRID NO.

1-B 4

VF750C '82 ENGINE NO. : 4000046 TO 4029232
VF750C '83 ENGINE NO. : 4100013 TO 4124548

CAM CHAIN • TENSIONER



VF750C '82 VF750C '83		V F 7 5 0 C	V F 7 5 0 C	G38-BM80-5		BLOCK NO. E-4	
REF NO	DESCRIPTION	8 2	8 3	SERIAL NUMBER FROM TO	PART NUMBER	HONDA CODE	QTY REQ
1	SPROCKET, CAM	2	3	-----	4 14321-MB0-000	1241405	4
2	CHAIN, CAM	2	3	-----	2 14401-MB0-003	1241413	2
3	BRACKET ASSY., CAM CHAIN TENSIONER	2	-	-----	2 14510-MB0-000	1241421	2
		-	3	-----	2 14510-MB0-000	1241421	2
	BRACKET ASSY., CAM CHAIN TENSIONER	2	3	-----	2 14510-MB0-870	1708049	2
	BRACKET ASSY., CAM CHAIN TENSIONER	2	3	-----	2 14510-MB0-871	1961861	2
	BRACKET ASSY., CAM CHAIN TENSIONER	2	3	-----	2 14510-MB0-872	2246999	2
	BRACKET ASSY., CAM CHAIN TENSIONER	2	3	-----	2 14510-MB0-873	2737831	2
	BRACKET ASSY., CAM CHAIN TENSIONER	2	3	-----	2 14510-MB0-874	2585347	2
	BRACKET ASSY., CAM CHAIN TENSIONER	2	3	-----	2 14510-MK3-000	2017184	2
	BRACKET ASSY., CAM CHAIN TENSIONER	2	3	-----	2 14510-MN0-000	2524320	2
4	SPRING, TENSIONER	2	3	-----	2 14514-MB0-000	1241447	2

VF750C '82 VF750C '83		V F 7 5 0 C	V F 7 5 0 C	BLOCK NO. E-4			
REF NO	DESCRIPTION	8 2	8 3	SERIAL NUMBER FROM TO	QTY REQ	PART NUMBER	HONDA CODE
5	TENSIONER, CAM CHAIN	2	3	-----	2	14515-MB0-000	1241454
	TENSIONER, CAM CHAIN	2	3	-----	2	14515-MB0-010	2247005
6	GUIDE COMP. A, CAM CHAIN	2	3	-----	1	14520-MB0-000	1241488
7	BOLT, CAM CHAIN GUIDE A	2	3	-----	1	14521-MB0-000	1241496
8	GUIDE A, CAM CHAIN	2	3	-----	1	14522-MB0-003	1241504
9	TUBE, TENSIONER SPRING	2	-	-----	2	14525-MB0-000	1241512
	TUBE, TENSIONER SPRING	-	3	-----	2	14525-MB0-000	1241512
	TUBE, TENSIONER SPRING	2	3	-----	2	14525-MB0-010	1707785
10	PIN, 8X43.2	2	3	-----	2	14526-MB0-000	1241520
11	HOLDER ASSY. A, CAM CHAIN TENSIONER	2	3	-----	1	14530-MB0-000	1241538
12	PIN A, TENSIONER ARM	2	3	-----	2	14533-MB0-000	1241546
13	HOLDER ASSY. B, CAM CHAIN TENSIONER	2	3	-----	1	14540-MB0-000	1241553
14	GUIDE B, CAM CHAIN	2	3	-----	2	14541-MB0-000	1241561
15	ARM COMP., CAM CHAIN TENSIONER	2	3	-----	2	14550-MB0-000	1241579
16	BRACKET COMP., CAM CHAIN TENSIONER HOLDER	2	3	-----	2	14560-MB0-000	1241587
17	BOLT, UBS, 7X15	2	3	-----	8	90026-MB0-000	1243450
	BOLT, UBS, 7X15	2	3	-----	8	90026-ME9-000	1370915
18	WASHER, 8MM	2	3	-----	2	90405-463-000	0886168
19	WASHER, 6MM	2	3	-----	2	90485-286-000	0155077
20	WASHER, 7MM	2	3	-----	1	90486-MB0-000	1243658
21	PIN, SPECIAL LOCK, 6MM	2	3	-----	2	90704-MB0-000	1243740
22	PIN, LOCK, 6MM	2	3	-----	1	94251-06000	0058487
23	PIN, LOCK, 8MM	2	3	-----	2	94251-08000	0115527
24	BOLT, FLANGE, 6X16	2	3	-----	8	95700-06016-00	0496653
	BOLT, FLANGE, 6X16	2	3	-----	8	95701-06016-00	2410892
25	BOLT, FLANGE, 6X14	2	3	-----	8	96000-06014-00	0782854
	BOLT, FLANGE, 6X40	2	3	-----	8	96001-06014-00	2154672

CONTENTS

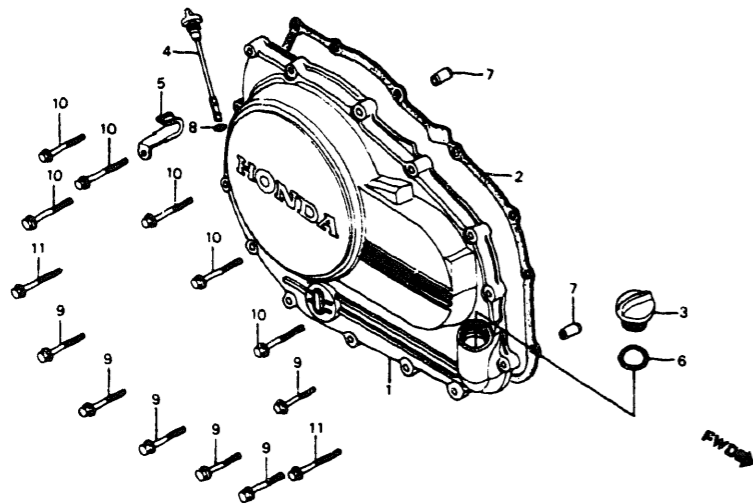
TITLE	GRID
AIR CLEANER	1-F8
ALTERNATOR	1-B9
BATTERY	1-F7
BRAKE CALIPER, FR	1-E10
BRAKE MASTER CYLINDER, FR	1-E4
BRAKE PANEL, RR	1-F1
BRAKE PEDAL	1-F11
CABLES	1-E3
CAM CHAIN	1-B5
CAMSHAFT	1-B4
CARBURETOR (ASSY LINK)	1-C11
CARBURETOR (COMP PARTS)	1-C12
CLUTCH	1-B7
CLUTCH MASTER CYLINDER	1-E5
CONTROL LEVERS	1-E4
CRANKCASE COVER, L	1-B10
CRANKCASE COVER, R	1-B6
CRANKSHAFT	1-C2
CROSS SHAFT	1-C9
CYLINDER BLOCK	1-C1
CYLINDER HEAD (FRONT)	1-B1
CYLINDER HEAD (REAR)	1-B3
CYLINDER HEAD COVER	1-B1
FENDER, FR	1-E8
FENDER, RR	1-G3
FINAL DRIVEN GEAR	1-F2
FOOTPEGS	1-F12
FRAME BODY	1-G8
FUEL PUMP	1-F7
FUEL TANK	1-F3
GASKET KIT A	1-D1
GASKET KIT B	1-D1
GEARSHIFT DRUM	1-C7
GEARSHIFT PEDAL	1-F11
HANDLEBAR	1-E6
HEADLIGHT	1-E1
HORN	1-E7
IGNITION COIL	1-G7
INSTRUMENTS	1-E2
MAIN STAND	1-G1
MUFFLER	1-F9
OIL FILTER	1-B11
OIL PAN	1-B11
OIL PUMP	1-B11
PISTON	1-C7
PULSER	1-B8
RADIATOR	1-B8
RECTIFIER	1-F5
SEAT	1-F5
SHOCK ABSORBER	1-G3
SHOCK ABSORBER, FR	1-E8
SIDE COVER	1-F5
SIDE STAND	1-G1
SPARK UNIT	1-G3
STARTER MOTOR	1-B11
STARTING CLUTCH	1-B8
STEERING STEM	1-E7
SWINGARM	1-G1
SWITCHES	1-E3
TAILLIGHT	1-G6
TENSIONER	1-B5
THERMOSTAT	1-C8
TOOLS	1-G10
TOP BRIDGE	1-E6
TRANSMISSION	1-C6
TURN SIGNAL	1-G4
VALVE	1-B4
WATER PIPE	1-C8
WATER PUMP	1-B10
WHEEL, FR	1-E12
WHEEL, RR	1-F1
WIRE HARNESS	1-G7

GRID NO.

1-B 5

VF750C '82 ENGINE NO. : 4000046 TO 4029232
VF750C '83 ENGINE NO. : 4100013 TO 4124548

RIGHT CRANKCASE COVER



VF750C '82 VF750C '83		V F 7 5 0 C	V F 7 5 0 C	G38-BM80-6A		BLOCK NO. E-5	
REF NO	DESCRIPTION	8 2	8 3	Q T Y R E Q	PART NUMBER	HONDA CODE	
1	COVER ASSY., R. CRANKCASE	2	-	1	11330-MB0-000	1240803	
	COVER ASSY., R. CRANKCASE	2	-	1	11330-MB0-700	1416353	
	COVER ASSY., R. CRANKCASE	-	3	1	11330-MB0-770	1288828	
2	GASKET, R COVER	2	3	1	11394-MB0-000	1240860	
3	CAP, OIL FILLER	2	3	1	15611-MB0-000	1241728	
4	GAUGE, OIL LEVEL	-	3	1	15650-MB0-770	1289453	
5	CLAMP, PULSER WIRE	2	3	1	30301-MB0-000	1243070	
6	O-RING, 21.5MM	2	3	1	91301-250-000	0035287	
	O-RING, 21.5X3.2	2	3	1	91307-425-003	1216126	
7	PIN A, DOWEL, 8X14	2	3	2	94301-08140	0069310	
8	O-RING, 8 4X2.4	-	3	1	94608-10000	0250563	
9	BOLT, FLANGE, 6X28	2	-	6	96000-06028-00	0799072	
	BOLT, FLANGE, 6X28	2	-	6	96001-06028-00	2106003	
	BOLT, FLANGE, 6X28	-	3	6	96000-06028-07	0807339	
	BOLT, FLANGE, 6X28	-	3	6	96001-06028-07	2106011	
10	BOLT, FLANGE, 6X32	2	-	6	96000-06032-00	0807347	
	BOLT, FLANGE, 6X32	2	-	6	96001-06032-00	2106029	
	BOLT, FLANGE, 6X32	-	3	6	96000-06032-07	1292242	
	BOLT, FLANGE, 6X32	-	3	6	96001-06032-07	2458750	
11	BOLT, FLANGE, 6X35	2	-	2	96000-06035-00	0799080	

VF750C '82 VF750C '83		V F 7 5 0 C	V F 7 5 0 C	BLOCK NO. E-5		
REF NO	DESCRIPTION	8 2	8 3	Q T Y R E Q	PART NUMBER	HONDA CODE
11	BOLT, FLANGE, 6X35	2	-	2	96001-06035-00	2112209
	BOLT, FLANGE, 6X35	-	3	2	96000-06035-07	0807362
	BOLT, FLANGE, 6X35	-	3	2	96001-06035-07	2533891

CONTENTS

TITLE	GRID
AIR CLEANER	1-F8
ALTERNATOR	1-B9
BATTERY	1-F7
BRAKE CALIPER, FR.	1-E10
BRAKE MASTER CYLINDER, FR.	1-E4
BRAKE PANEL, RR	1-F1
BRAKE PEDAL	1-F11
CABLES	1-E3
CAM CHAIN	1-B5
CAMSHAFT	1-B4
CARBURETOR (ASSY LINK)	1-C11
CARBURETOR (COMP PARTS)	1-C12
CLUTCH	1-B7
CLUTCH MASTER CYLINDER	1-E5
CONTROL LEVERS	1-E4
CRANKCASE COVER, L	1-B10
CRANKCASE COVER, R	1-B6
CRANKSHAFT	1-C2
CROSS SHAFT	1-C9
CYLINDER BLOCK	1-C1
CYLINDER HEAD (FRONT)	1-B1
CYLINDER HEAD (REAR)	1-B3
CYLINDER HEAD COVER	1-B1
FENDER, FR	1-E8
FENDER, RR	1-G3
FINAL DRIVEN GEAR	1-F2
FOOTPEGS	1-F12
FRAME BODY	1-G8
FUEL PUMP	1-F7
FUEL TANK	1-F3
GASKET KIT A	1-D1
GASKET KIT B	1-D1
GEARSHIFT DRUM	1-C7
GEARSHIFT PEDAL	1-F11
HANDLEBAR	1-E6
HEADLIGHT	1-E1
HORN	1-E7
IGNITION COIL	1-G7
INSTRUMENTS	1-E2
MAIN STAND	1-G1
MUFFLER	1-F9
OIL FILTER	1-B11
OIL PAN	1-B11
OIL PUMP	1-B11
PISTON	1-C2
PULSER	1-B8
RADIATOR	1-G8
RECTIFIER	1-F5
SEAT	1-F5
SHOCK ABSORBER	1-G3
SHOCK ABSORBER, FR	1-E8
SIDE COVER	1-F5
SIDE STAND	1-G1
SPARK UNIT	1-G3
STARTER MOTOR	1-B11
STARTING CLUTCH	1-B8
STEERING STEM	1-E7
SWINGARM	1-G1
SWITCHES	1-E3
TAILLIGHT	1-G6
TENSIONER	1-B5
THERMOSTAT	1-C8
TOOLS	1-G10
TOP BRIDGE	1-E6
TRANSMISSION	1-C6
TURN SIGNAL	1-G4
VALVE	1-B4
WATER PIPE	1-C8
WATER PUMP	1-B10
WHEEL, FR	1-E12
WHEEL, RR	1-F1
WIRE HARNESS	1-G7

GRID NO.

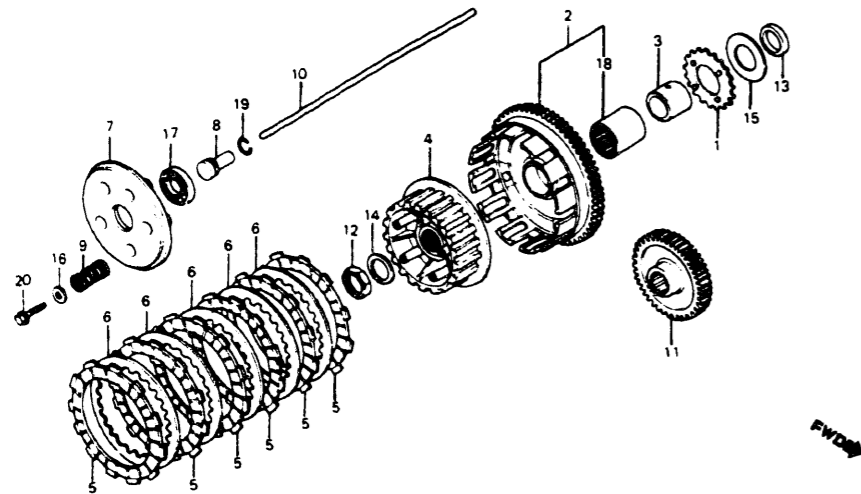
1-B 6

VF750C '82 ENGINE NO.: 4000046 TO 4029232
VF750C '83 ENGINE NO.: 4100013 TO 4124548

1-B 6

13

CLUTCH



VF750C '82 VF750C '83		V F 7 5 0 C	V F 7 5 0 C	G38-BM80-7		BLOCK NO. E-6	
REF NO	DESCRIPTION	2	3	SERIAL NUMBER FROM	TO	QTY REQ	HONDA CODE
1	SPROCKET, OIL PUMP DRIVE	2	3	-----	-----	1	15131-MB0-000 1241645
2	OUTER COMP., CLUTCH (66T)	2	-	-----	-----	1	22100-MB0-003 1242528
	OUTER COMP., CLUTCH (66T)	2	3	-----	-----	1	22100-MB0-770 1291004
	OUTER COMP., CLUTCH (66T)	2	3	-----	-----	1	22100-MB0-771 2081354
	OUTER COMP., CLUTCH (66T)	2	3	-----	-----	1	22100-MB0-772 2081362
	OUTER COMP., CLUTCH (66T)	2	3	-----	-----	1	22100-MK3-730 3187853
3	GUIDE, CLUTCH OUTER	2	3	-----	-----	1	22116-MB0-000 1242536
4	CENTER, CLUTCH	2	-	-----	-----	1	22120-MB0-003 1242544
	CENTER, CLUTCH	-	3	-----	-----	1	22120-MB1-770 1442144
5	DISK, CLUTCH FRICTION	2	3	-----	-----	6	22201-MB0-003 1242551
6	PLATE B, CLUTCH	2	3	-----	-----	5	22321-283-000 0075705
7	PLATE, CLUTCH PRESSURE	2	3	-----	-----	1	22350-MB0-003 1242569
8	PIECE, CLUTCH JOINT	2	3	-----	-----	1	22366-MB0-000 1242577
9	SPRING, CLUTCH	2	3	-----	-----	5	22401-MB0-000 1242585
10	ROD, CLUTCH LIFTER	2	3	-----	-----	1	22850-MB0-000 1242593
11	GEAR, PRIMARY DRIVE (38T)	2	-	-----	-----	1	23103-MB0-000 1242650
	GEAR, PRIMARY DRIVE (38T)	2	3	-----	-----	1	23103-MB0-770 1291251
	GEAR, PRIMARY DRIVE (38T)	2	3	-----	-----	1	23103-MB0-771 2778942
12	NUT, LOCK, 22MM	2	3	-----	-----	1	90051-422-000 0689828
	NUT, LOCK, 22MM	2	3	-----	-----	1	90201-MB0-770 1375450

14

1-B 7

VF750C '82 VF750C '83		V F 7 5 0 C	V F 7 5 0 C	BLOCK NO. E-6	
REF NO	DESCRIPTION	2	3	SERIAL NUMBER FROM	TO
13	COLLAR, 25.2X7	2	3	-----	-----
14	WASHER, SPRING, 22MM	2	3	-----	-----
	WASHER, SPRING, 22MM	2	3	-----	-----
15	WASHER, THRUST, 25MM	2	3	-----	-----
16	WASHER, 6X19	2	3	-----	-----
17	BEARING, RADIAL BALL, 16003	2	3	-----	-----
18	BEARING, NEEDLE, 35X42X30	2	3	-----	-----
	BEARING, NEEDLE, 35X42X30	2	3	-----	-----
19	CLIP, PISTON PIN 15MM	2	3	-----	-----
20	BOLT, FLANGE, 6X20	2	3	-----	-----

15

CONTENTS

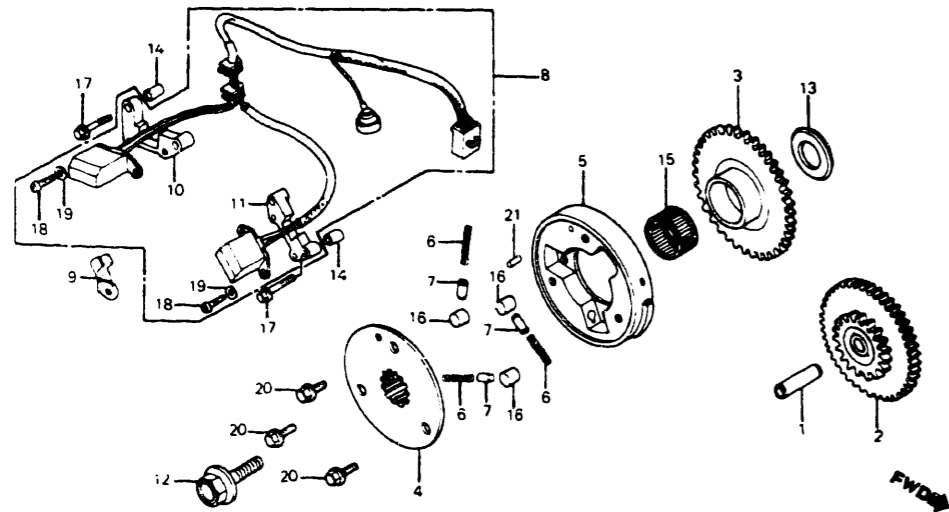
TITLE	GRID
AIR CLEANER	1-F8
ALTERNATOR	1-B9
BATTERY	1-F7
BRAKE CALIPER, FR	1-E10
BRAKE MASTER CYLINDER, FR	1-E4
BRAKE PANEL, RR	1-F1
BRAKE PEDAL	1-F11
CABLES	1-E3
CAM CHAIN	1-B5
CAMSHAFT	1-B4
CARBURETOR (ASSY LINK)	1-C11
CARBURETOR (COMP PARTS)	1-C12
CLUTCH	1-B7
CLUTCH MASTER CYLINDER	1-E5
CONTROL LEVERS	1-E4
CRANKCASE COVER, L	1-B10
CRANKCASE COVER, R	1-B6
CRANKSHAFT	1-C2
CROSS SHAFT	1-C9
CYLINDER BLOCK	1-C1
CYLINDER HEAD (FRONT)	1-B1
CYLINDER HEAD (REAR)	1-B3
CYLINDER HEAD COVER	1-B1
FENDER, FR	1-E8
FENDER, RR	1-G3
FINAL DRIVEN GEAR	1-F2
FOOTPEGS	1-F12
FRAME BODY	1-G9
FUEL PUMP	1-F7
FUEL TANK	1-F3
GASKET KIT A	1-D1
GASKET KIT B	1-D1
GEARSHIFT DRUM	1-C7
GEARSHIFT PEDAL	1-F11
HANDLEBAR	1-E6
HEADLIGHT	1-E1
HORN	1-E7
IGNITION COIL	1-G7
INSTRUMENTS	1-E2
MAIN STAND	1-G1
MUFFLER	1-F9
OIL FILTER	1-B11
OIL PAN	1-B11
OIL PUMP	1-B11
PISTON	1-C2
PULSER	1-B8
RADIATOR	1-G8
RECTIFIER	1-F5
SEAT	1-F5
SHOCK ABSORBER	1-G3
SHOCK ABSORBER, FR	1-E8
SIDE COVER	1-F5
SIDE STAND	1-G1
SPARK UNIT	1-G3
STARTER MOTOR	1-B11
STARTING CLUTCH	1-B8
STEERING STEM	1-E7
SWINGARM	1-G1
SWITCHES	1-E3
TAILLIGHT	1-G6
TENSIONER	1-B5
THERMOSTAT	1-C8
TOOLS	1-G10
TOP BRIDGE	1-E6
TRANSMISSION	1-C6
TURN SIGNAL	1-G4
VALVE	1-B4
WATER PIPE	1-C8
WATER PUMP	1-B10
WHEEL, FR	1-E12
WHEEL, RR	1-F1
WIRE HARNESS	1-G7

GRID NO.

1-B 7

VF750C '82 ENGINE NO.: 4000046 TO 4029232
VF750C '83 ENGINE NO.: 4100013 TO 4124548

PULSER • STARTING CLUTCH



VF750C '82 VF750C '83		V F 7 5 0 C	V F 7 5 0 C	BLOCK NO. E-7			
REF NO	DESCRIPTION	2	3	SERIAL NUMBER FROM TO	QTY REQ	PART NUMBER	HONDA CODE
14	PIN, DOWEL, 8X8	2	3	-----	4	90702-MB0-000	1243724
15	BEARING, NEEDLE, 30X35X17	2	3	-----	1	91022-MB0-003	1243781
	BEARING, NEEDLE, 30X35X17	2	3	-----	1	91022-MB0-004	1243799
16	ROLLER, 15X13	2	3	-----	3	91101-516-000	0192732
17	BOLT-WASHER, 6X25	2	3	-----	4	93401-06025-00	2866879
	BOLT-WASHER, 6X25	2	3	-----	4	93491-06025-00	0843441
18	SCREW, PAN, 4X10	2	3	-----	4	93500-04010-0H	0262964
19	WASHER, SPRING, 4MM	2	3	-----	4	94111-04800	0346114
20	BOLT, FLANGE, 8X14	2	3	-----	3	95700-08014-0B	0417949
21	ROLLER, 6X15	2	3	-----	1	96220-60150	1244011

CONTENTS

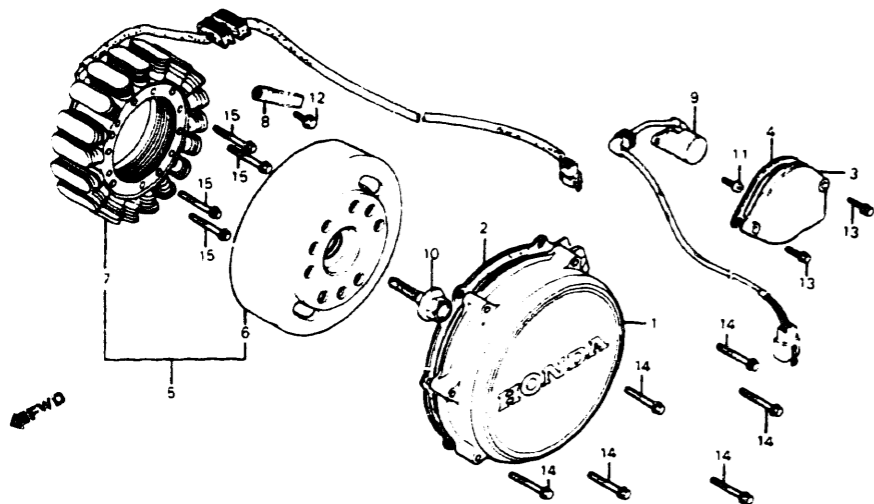
TITLE	GRID
AIR CLEANER	1-F8
ALTERNATOR	1-B8
BATTERY	1-F7
BRAKE CALIPER, FR	1-E10
BRAKE MASTER CYLINDER, FR	1-E4
BRAKE PANEL, RR	1-F1
BRAKE PEDAL	1-F11
CABLES	1-E3
CAM CHAIN	1-B5
CRANKSHAFT	1-B4
CARBURETOR (ASSY LINK)	1-C11
CARBURETOR (COMP PARTS)	1-C12
CLUTCH	1-B7
CLUTCH MASTER CYLINDER	1-E5
CONTROL LEVERS	1-E4
CRANKCASE COVER, L	1-B10
CRANKCASE COVER, R	1-B6
CRANKSHAFT	1-C2
CROSS SHAFT	1-C9
CYLINDER BLOCK	1-C1
CYLINDER HEAD (FRONT)	1-B1
CYLINDER HEAD (REAR)	1-B3
CYLINDER HEAD COVER	1-B1
FENDER, FR	1-E8
FENDER, RR	1-G3
FINAL DRIVEN GEAR	1-F2
FOOTPEGS	1-F12
FRAME BODY	1-G9
FUEL PUMP	1-F7
FUEL TANK	1-F3
GASKET KIT A	1-D1
GASKET KIT B	1-D1
GEARSHIFT DRUM	1-F11
GEARSHIFT PEDAL	1-E6
HANDLEBAR	1-E1
HEADLIGHT	1-E7
HORN	1-G7
IGNITION COIL	1-E2
INSTRUMENTS	1-G1
MAIN STAND	1-F9
MUFFLER	1-B11
OIL FILTER	1-B11
OIL PAN	1-B11
OIL PUMP	1-C2
PISTON	1-B8
PULSER	1-G8
RADIATOR	1-F5
RECTIFIER	1-F5
SEAT	1-G3
SHOCK ABSORBER	1-E8
SHOCK ABSORBER, FR	1-F5
SIDE COVER	1-G1
SIDE STAND	1-G3
SPARK UNIT	1-B11
STARTER MOTOR	1-B8
STARTING CLUTCH	1-E7
STEERING STEM	1-G1
SWINGARM	1-E3
SWITCHES	1-G6
TAILLIGHT	1-B5
TENSIONER	1-C8
THERMOSTAT	1-G10
TOOLS	1-E6
TOP BRIDGE	1-C6
TRANSMISSION	1-G4
TURN SIGNAL	1-B4
VALVE	1-C8
WATER PIPE	1-B10
WATER PUMP	1-F1
WHEEL, FR	1-E12
WHEEL, RR	1-F1
WIRE HARNESS	1-G7

VF750C '82 VF750C '83		V F 7 5 0 C	V F 7 5 0 C	BLOCK NO. E-7			
REF NO	DESCRIPTION	2	3	SERIAL NUMBER FROM TO	QTY REQ	PART NUMBER	HONDA CODE
1	PIN, PISTON	2	3	-----	1	13111-GK8-000	1709104
	PIN, PISTON 10X33	2	3	-----	1	13111-122-000	0360024
2	GEAR, STARTER REDUCTION (21T/82T)	2	3	-----	1	28101-MB0-000	1243013
3	GEAR COMP., STARTER CLUTCH	2	3	-----	1	28110-MB0-000	1243021
	GEAR COMP., STARTER CLUTCH	2	3	-----	1	28110-MB0-010	2019503
4	FLANGE, STARTER CLUTCH	2	3	-----	1	28115-MB0-000	1243039
5	OUTER COMP., STARTER CLUTCH	2	-	-----	1	28120-MB0-000	1243047
	OUTER COMP., STARTER CLUTCH	2	3	-----	1	28120-MB0-770	1291301
6	SPRING, STARTER CLUTCH ROLLER	2	3	-----	3	28125-516-030	0192708
7	CAP, STARTER CLUTCH ROLLER SPRING	2	3	-----	3	28126-415-000	1243054
8	GENERATOR ASSY., PULSE (TOYO)	2	3	-----	1	30300-MB0-154	1243062
	GENERATOR ASSY., PULSE (TOYO)	2	3	-----	1	30300-MB0-174	1974831
9	CLIP, PULSER WIRE	-	3	4123898	1	30301-MB4-010	1708312
10	STAY A, PULSE GENERATOR (TOYO)	2	3	-----	1	30310-MB0-154	1243088
11	STAY B, PULSE GENERATOR (TOYO)	2	3	-----	1	30320-MB0-154	1243096
12	BOLT, FLANGE, 12X40	2	3	-----	1	90023-HA7-670	2104685
	BOLT, FLANGE, 12X40	2	3	-----	1	90023-428-000	0684803
13	WASHER, THRUST	2	3	-----	1	90510-107-720	1243682

VF750C '82 ENGINE NO.: 4000046 TO 4029232
VF750C '83 ENGINE NO.: 4100013 TO 4124548

GRID NO.
1-B 8

ALTERNATOR



VF750C 82 VF750C 83		V F 7 5 0 C	V F 7 5 0 C	G38-BMB1-34		BLOCK NO. E-8	
REF NO	DESCRIPTION	8 2	8 3	SERIAL NUMBER FROM	SERIAL NUMBER TO	QTY REQ	HONDA CODE
1	COVER, ALTERNATOR	2	3	-----	-----	1	11631-MB0-000 1240878
	COVER, ALTERNATOR	2	3	-----	-----	1	11631-MB0-505 3419470
2	GASKET, ALTERNATOR COVER	2	3	-----	-----	1	11636-MB0-000 1240886
3	COVER, INDICATOR SWITCH	2	3	-----	-----	1	11641-MB0-000 1240894
	COVER, INDICATOR SWITCH	-	3	-----	-----	1	11641-MB0-770 1316520
4	GASKET, INDICATOR SWITCH COVER	2	3	-----	-----	1	11642-MB0-000 1240902
5	ALTERNATOR ASSY.	2	-	4025944	-----	1	31100-MB1-004 1246073
	ALTERNATOR ASSY.	2	3	-----	-----	1	31100-MB1-014 1724335
6	ROTOR COMP	2	3	-----	-----	1	31110-MB1-004 1246081
7	STATOR COMP	2	-	4025944	-----	1	31120-MB1-004 1246099
	STATOR COMP	2	3	-----	-----	1	31120-MB1-024 1963271
8	CLAMP, ALTERNATOR WIRE	2	3	-----	-----	1	31130-MB0-000 1243138
9	SWITCH ASSY, CHANGE	2	3	-----	-----	1	35759-MB1-000 1246941
10	BOLT, FLANGE, 12X40	2	3	-----	-----	1	90023-HA7-670 2104685
	BOLT, FLANGE, 12X40	2	3	-----	-----	1	90023-428-000 0684803
11	SCREW, PAN, 6X12	2	3	-----	-----	2	93500-06012-0A 0182360
12	BOLT, FLANGE, 6X12	2	3	-----	-----	1	96000-06012-00 0823666
	BOLT, FLANGE, 6X12	2	3	-----	-----	1	96001-06012-00 2105930
13	BOLT, FLANGE, 6X20	2	-	-----	-----	2	96000-06020-00 0913806
	BOLT, FLANGE, 6X20	2	-	-----	-----	2	96001-06020-00 2529154

18

1-B 9

VF750C 82 ENGINE NO. : 4000046 TO 4029232
VF750C 83 ENGINE NO. : 4100013 TO 4124548

VF750C 82 VF750C 83		V F 7 5 0 C	V F 7 5 0 C	BLOCK NO. E-8	
REF NO	DESCRIPTION	8 2	8 3	SERIAL NUMBER FROM	SERIAL NUMBER TO
13	BOLT, FLANGE, 6X20	-	3	-----	-----
	BOLT, FLANGE, 6X20	-	3	-----	-----
14	BOLT, FLANGE, 6X35	2	3	-----	-----
	BOLT, FLANGE, 6X35	2	3	-----	-----
15	BOLT, FLANGE, 6X40	2	3	-----	-----
	BOLT, FLANGE, 6X40	2	3	-----	-----

19

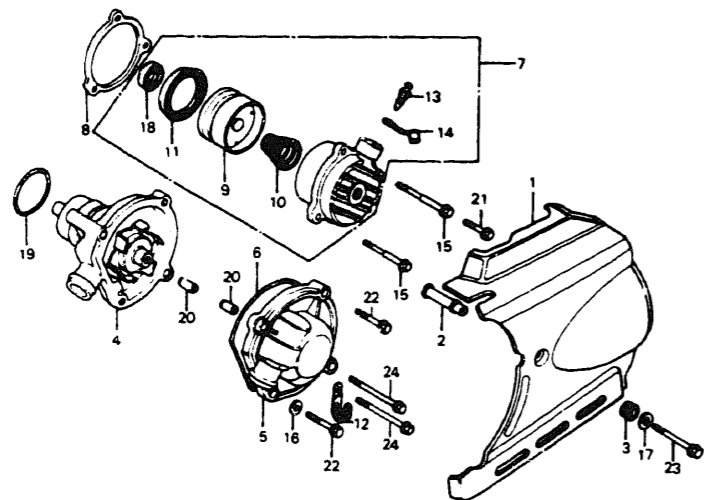
CONTENTS

TITLE	GRID
AIR CLEANER	1-F8
ALTERNATOR	1-B9
BATTERY	1-F7
BRAKE CALIPER, FR	1-E10
BRAKE MASTER CYLINDER, FR	1-E4
BRAKE PANEL, RR	1-F1
BRAKE PEDAL	1-F11
CABLES	1-E3
CAM CHAIN	1-B5
CAMSHAFT	1-B4
CARBURETOR (ASSY LINK)	1-C11
CARBURETOR (COMP PARTS)	1-C12
CLUTCH	1-B7
CLUTCH MASTER CYLINDER	1-E5
CONTROL LEVERS	1-E4
CRANKCASE COVER, L	1-B10
CRANKCASE COVER, R	1-B6
CRANKSHAFT	1-C2
CROSS SHAFT	1-C5
CYLINDER BLOCK	1-C1
CYLINDER HEAD (FRONT)	1-B1
CYLINDER HEAD (REAR)	1-B3
CYLINDER HEAD COVER	1-B1
FENDER, FR	1-E8
FENDER, RR	1-G3
FINAL DRIVEN GEAR	1-F2
FOOTPEGS	1-F12
FRAME BODY	1-G9
FUEL PUMP	1-F7
FUEL TANK	1-F3
GASKET KIT A	1-D1
GASKET KIT B	1-D1
GEARSHIFT DRUM	1-C7
GEARSHIFT PEDAL	1-F11
HANDLEBAR	1-E6
HEADLIGHT	1-E1
HORN	1-E7
IGNITION COIL	1-G7
INSTRUMENTS	1-E2
MAIN STAND	1-G1
MUFFLER	1-F9
OIL FILTER	1-B11
OIL PAN	1-B11
OIL PUMP	1-B11
PISTON	1-C2
PULSER	1-B8
RADIATOR	1-G8
RECTIFIER	1-F5
SEAT	1-F5
SHOCK ABSORBER	1-G3
SHOCK ABSORBER, FR	1-E8
SIDE COVER	1-F5
SIDE STAND	1-G1
SPARK UNIT	1-G3
STARTER MOTOR	1-B11
STARTING CLUTCH	1-B8
STEERING STEM	1-E7
SWINGARM	1-G1
SWITCHES	1-E3
TAILLIGHT	1-G8
TENSIONER	1-B5
THERMOSTAT	1-C8
TOOLS	1-G10
TOP BRIDGE	1-E6
TRANSMISSION	1-C6
TURN SIGNAL	1-G4
VALVE	1-B4
WATER PIPE	1-C8
WATER PUMP	1-B10
WHEEL, FR	1-E12
WHEEL, RR	1-F1
WIRE HARNESS	1-G7

GRID NO.

1-B 9

LEFT CRANKCASE COVER • WATER PUMP



VF750C '82 VF750C '83		V F 7 5 0 C	V F 7 5 0 C	G38-BM80-10		BLOCK NO. E-9	
REF NO	DESCRIPTION	8 2	8 3	SERIAL NUMBER FROM TO	QTY REQ	PART NUMBER	HONDA CODE
1	COVER, RR	2	3	-----	1	11341-MB0-000	1240811
	COVER, RR	2	3	-----	1	11341-MB0-770	1288836
2	COLLAR, RR COVER	2	3	-----	1	11343-MB0-000	1240837
3	GROMMET A, FR COVER	2	3	-----	1	11344-MB0-000	1240845
4	PUMP COMP, WATER	2	-	-----	1	19200-MB0-000	1242122
	PUMP COMP, WATER	2	3	-----	1	19200-MB0-770	1290659
5	COVER COMP, WATER PUMP	2	-	-----	1	19220-MB0-000	1242130
	COVER COMP, WATER PUMP	-	3	-----	1	19220-MB0-770	1316587
6	GASKET, WATER PUMP COVER	2	3	-----	1	19226-MB0-000	1242148
7	CYLINDER ASSY, CLUTCH SLAVE	2	-	-----	1	22860-MB0-003	1260298
	CYLINDER ASSY, CLUTCH SLAVE	-	3	-----	1	22860-MB0-770	1291160
8	INSULATOR, CLUTCH SLAVE CYLINDER	2	-	-----	1	22862-MB0-000	1242619
	INSULATOR, CLUTCH SLAVE CYLINDER	-	3	-----	1	22862-MB0-770	1291202
9	PISTON, SLAVE CYLINDER	2	3	-----	1	22863-MB0-003	1242627
10	SPRING, SLAVE CYLINDER	2	3	-----	1	22864-MB0-003	1242635
11	CUP, PISTON	2	3	-----	1	22865-MB0-003	1242643
12	CLAMP, STARTER CABLE	2	3	-----	1	31211-MB0-000	1260322
13	SCREW, BLEEDER	2	3	-----	1	43352-568-003	0505735

20

VF750C '82 ENGINE NO. : 4000046 TO 4029232
VF750C '83 ENGINE NO. : 4100013 TO 4124548

1-B 10

VF750C '82 VF750C '83		V F 7 5 0 C	V F 7 5 0 C	BLOCK NO. E-9			
REF NO	DESCRIPTION	8 2	8 3	SERIAL NUMBER FROM TO	QTY REQ	PART NUMBER	HONDA CODE
14	CAP, BLEEDER	2	3	-----	1	43353-461-771	0954230
15	BOLT, FLANGE, 6X55	2	3	-----	2	90051-MB0-000	1243492
16	WASHER, 11MM	2	3	-----	1	90425-300-000	0189795
17	WASHER, RR. COVER GROMMET	2	3	-----	1	90439-MB0-000	1243591
18	OIL SEAL, 8X18X5	2	3	-----	1	91209-MB0-003	1243872
19	O-RING, 32.95X2.62	2	-	-----	1	91302-MB0-003	1260819
	O-RING, 32.95X2.62	-	3	4125007	1	91302-MB0-003	1260819
	O-RING, 32.95X2.62	2	3	-----	1	91302-MB0-013	1435114
20	PIN A, DOWEL, 8X14	2	3	-----	2	94301-08140	0069310
21	BOLT, FLANGE, 6X22	2	3	-----	1	96000-06022-00	0811034
	BOLT, FLANGE, 6X22	2	3	-----	1	96001-06022-00	2112191
22	BOLT, FLANGE, 6X28	2	-	-----	2	96000-06028-00	0799072
	BOLT, FLANGE, 6X28	2	-	-----	2	96001-06028-00	2106003
	BOLT, FLANGE, 6X28	-	3	-----	2	96000-06028-07	0807339
	BOLT, FLANGE, 6X28	-	3	-----	2	96001-06028-07	2106011
23	BOLT, FLANGE, 6X60	2	3	-----	1	96000-06060-07	1244003
	BOLT, FLANGE, 6X60	2	3	-----	1	96001-06060-07	2831659
24	BOLT, FLANGE, 6X70	2	-	-----	2	96000-06070-00	0807438
	BOLT, FLANGE, 6X70	2	-	-----	2	96001-06070-00	2112233
	BOLT, FLANGE, 6X70	-	3	-----	2	96000-06070-07	1292259
	BOLT, FLANGE, 6X70	-	3	-----	2	96001-06070-07	2479673

21

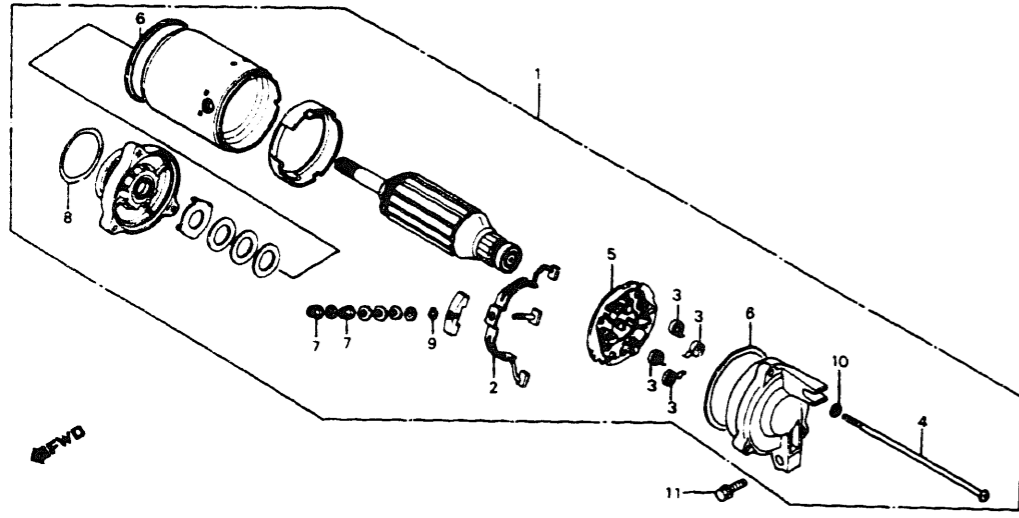
CONTENTS

TITLE	GRID
AIR CLEANER	1-F8
ALTERNATOR	1-B9
BATTERY	1-F7
BRAKE CALIPER, FR	1-E10
BRAKE MASTER CYLINDER, FR	1-E4
BRAKE PANEL, RR	1-F1
BRAKE PEDAL	1-F11
CABLES	1-E3
CAM CHAIN	1-B5
CAMSHAFT	1-B4
CARBURETOR (ASSY. LINK)	1-C11
CARBURETOR (COMP. PARTS)	1-C12
CLUTCH	1-B7
CLUTCH MASTER CYLINDER	1-E5
CONTROL LEVERS	1-E4
CRANKCASE COVER, L	1-B10
CRANKCASE COVER, R	1-B6
CRANKSHAFT	1-C2
CROSS SHAFT	1-C9
CYLINDER BLOCK	1-C1
CYLINDER HEAD (FRONT)	1-B1
CYLINDER HEAD (REAR)	1-B3
CYLINDER HEAD COVER	1-B1
FENDER, FR	1-E8
FENDER, RR	1-G3
FINAL DRIVEN GEAR	1-F2
FOOTPEGS	1-F12
FRAME BODY	1-G9
FUEL PUMP	1-F7
FUEL TANK	1-F3
GASKET KIT A	1-D1
GASKET KIT B	1-D1
GEARSHIFT DRUM	1-C7
GEARSHIFT PEDAL	1-F11
HANDLEBAR	1-E6
HEADLIGHT	1-E1
HORN	1-E7
IGNITION COIL	1-G7
INSTRUMENTS	1-E2
MAIN STAND	1-G1
MUFFLER	1-F9
OIL FILTER	1-B11
OIL PAN	1-B11
OIL PUMP	1-B11
PISTON	1-C2
PULSER	1-B8
RADIATOR	1-G8
RECTIFIER	1-F5
SEAT	1-F5
SHOCK ABSORBER	1-G3
SHOCK ABSORBER, FR	1-E8
SIDE COVER	1-F5
SIDE STAND	1-G1
SPARK UNIT	1-G3
STARTER MOTOR	1-B11
STARTING CLUTCH	1-B8
STEERING STEM	1-E7
SWINGARM	1-G1
SWITCHES	1-E3
TAILLIGHT	1-G6
TENSIONER	1-B5
THERMOSTAT	1-C8
TOOLS	1-G10
TOP BRIDGE	1-E6
TRANSMISSION	1-C6
TURN SIGNAL	1-G4
VALVE	1-B4
WATER PIPE	1-C8
WATER PUMP	1-B10
WHEEL, FR	1-E12
WHEEL, RR	1-F1
WIRE HARNESS	1-G7

GRID NO.

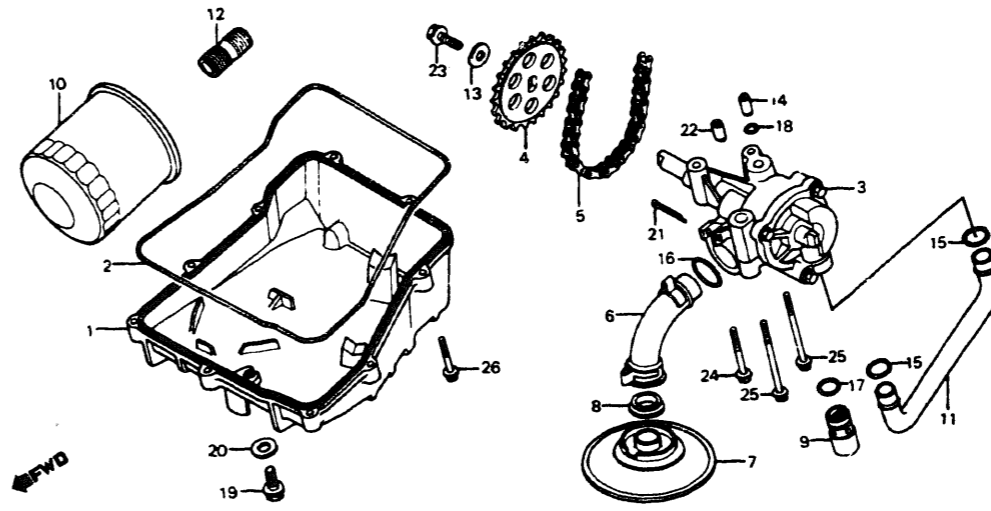
1-B 10

STARTER MOTOR



REF NO	DESCRIPTION	VF750C		SERIAL NUMBER FROM TO	QTY REQ	PART NUMBER	HONDA CODE
		82	83				
1	MOTOR ASSY. STARTER	2	3	-----	1	31200-MB0-008	1243146
2	TERMINAL SET. BRUSH	2	3	-----	1	31201-KG7-000	1718576
	TERMINAL SET. BRUSH	2	3	-----	1	31201-MA6-000	1243153
3	SPRING. BRUSH	2	3	-----	4	31204-MA6-000	1243161
4	SCREW. PAN. 5X115	2	3	-----	3	31205-MB0-000	1260314
5	HOLDER SET. BRUSH	2	3	-----	1	31206-KG7-000	1718592
	HOLDER SET. BRUSH	2	3	-----	1	31206-MA6-000	1243179
6	RING. SEAL	2	3	-----	2	31207-179-711	1063858
7	NUT-WASHER. 6MM	2	3	-----	2	90071-MB0-000	1243534
8	O-RING	2	3	-----	1	91309-MA6-000	1243922
9	O-RING	2	3	-----	1	91320-MB0-000	1292184
10	WASHER. LOCK. 5MM	2	3	-----	3	94111-05000	0058966
11	BOLT. FLANGE. 6X25	2	3	-----	2	96000-06025-00	0782862
	BOLT. FLANGE. 6X25	2	3	-----	2	96001-06025-00	2105989

OIL FILTER • OIL PAN • OIL PUMP



REF NO	DESCRIPTION	VF750C		SERIAL NUMBER FROM TO	QTY REQ	PART NUMBER	HONDA CODE
		82	83				
1	PAN, OIL	2	3	-----	1	11210-MB0-000	1240787
	PAN, OIL	2	3	-----	1	11210-MB0-010	2088789
	PAN, OIL	2	3	-----	1	11210-MK3-000	2016657
2	GASKET, OIL PAN	2	3	-----	1	11315-MB0-000	1240795
	GASKET, OIL PAN	2	3	-----	1	11315-MB0-000	1240795
	GASKET, OIL PAN	2	3	-----	1	4123897	11315-MB0-000
3	PUMP ASSY., OIL	2	3	-----	1	11315-MB0-010	1441724
	PUMP ASSY., OIL	2	3	-----	1	15100-MB0-000	1241637
	PUMP ASSY., OIL	2	3	-----	1	15100-MB0-010	2017317
4	SPROCKET, OIL PUMP DRIVEN	2	3	-----	1	15134-MB0-000	1241652
	SPROCKET, OIL PUMP DRIVEN	2	3	-----	1	15134-MB0-010	1780964
5	CHAIN, OIL PUMP	2	3	-----	1	15136-MB0-003	1241660
6	PIPE, OIL STRAINER	2	3	-----	1	15151-MB0-000	1241678
7	STRAINER, OIL	2	3	-----	1	15153-MB0-000	1241686
8	GASKET, OIL STRAINER	2	3	-----	1	15154-425-000	0716191
9	VALVE ASSY., RELIEF	2	3	-----	1	15220-MB0-000	1241694
	VALVE ASSY., RELIEF	2	3	-----	1	4115820	15220-MB0-000
	VALVE ASSY., RELIEF	2	3	-----	1	15220-MB0-010	1416064
10	FILTER, OIL	2	3	-----	1	15410-MB0-003	1241702
	FILTER, OIL	2	3	-----	1	15410-MB3-003	1811058
	FILTER, OIL	2	3	-----	1	15410-MJ0-003	1689611

CONTENTS

TITLE	GRID
AIR CLEANER	1-F8
ALTERNATOR	1-B8
BATTERY	1-F7
BRAKE CALIPER, FR	1-E10
BRAKE MASTER CYLINDER, FR	1-E4
BRAKE PANEL, RR	1-F1
BRAKE PEDAL	1-F11
CABLES	1-E3
CAM CHAIN	1-B5
CAMSHAFT	1-E4
CARBURETOR (ASSY. LINK)	1-C11
CARBURETOR (COMP. PARTS)	1-C12
CLUTCH	1-B7
CLUTCH MASTER CYLINDER	1-E5
CONTROL LEVERS	1-E4
CRANKCASE COVER, L	1-B10
CRANKCASE COVER, R	1-B8
CRANKSHAFT	1-C2
CROSS SHAFT	1-C9
CYLINDER BLOCK	1-C1
CYLINDER HEAD (FRONT)	1-B1
CYLINDER HEAD (REAR)	1-B3
CYLINDER HEAD COVER	1-B1
FENDER, FR	1-E8
FENDER, RR	1-G3
FINAL DRIVEN GEAR	1-F2
FOOTPEGS	1-F12
FRAME BODY	1-G9
FUEL PUMP	1-F7
FUEL TANK	1-F3
GASKET KIT A	1-D1
GASKET KIT B	1-D1
GEARSHIFT DRUM	1-C7
GEARSHIFT PEDAL	1-F11
HANDLEBAR	1-EF
HEADLIGHT	1-E1
HORN	1-E7
IGNITION COIL	1-G7
INSTRUMENTS	1-E2
MAIN STAND	1-G1
MUFFLER	1-F9
OIL FILTER	1-B11
OIL PAN	1-B11
OIL PUMP	1-B11
PISTON	1-C2
PULSER	1-B8
RADIATOR	1-G8
RECTIFIER	1-F5
SEAT	1-F5
SHOCK ABSORBER	1-G3
SHOCK ABSORBER, FR	1-E8
SIDE COVER	1-F5
SIDE STAND	1-G1
SPARK UNIT	1-G3
STARTER MOTOR	1-B11
STARTING CLUTCH	1-B8
STEERING STEM	1-E7
SWINGARM	1-G1
SWITCHES	1-E3
TAILLIGHT	1-G6
TENSIONER	1-B5
THERMOSTAT	1-C8
TOOLS	1-G10
TOP BRIDGE	1-E6
TRANSMISSION	1-C6
TURN SIGNAL	1-G4
VALVE	1-B4
WATER PIPE	1-C8
WATER PUMP	1-B10
WHEEL, FR	1-F12
WHEEL, RR	1-F1
WIRE HARNESS	1-G7

GRID NO.

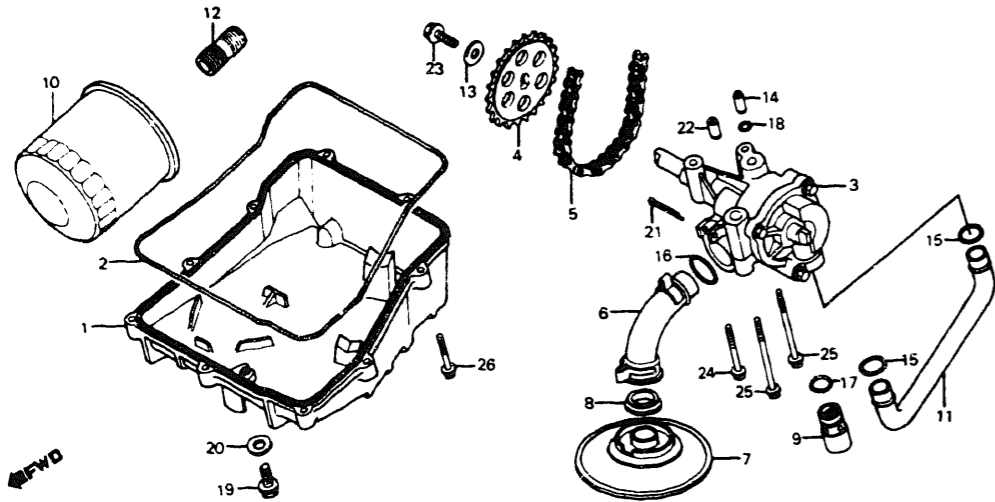
1-B 11

22
VF750C '82 ENGINE NO. 4000046 TO 4029232
VF750C '83 ENGINE NO. 4100013 TO 4124548

1-B 11

23

OIL FILTER • OIL PAN • OIL PUMP



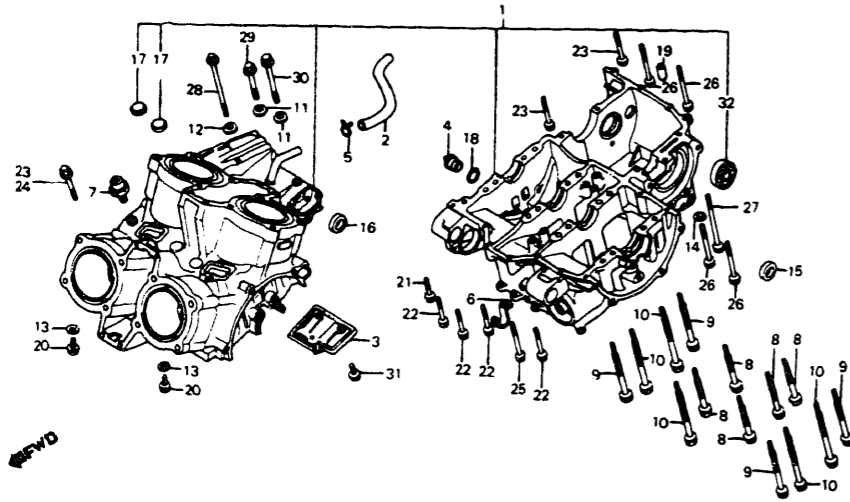
VF750C '82 VF750C '83		V F 7 5 0 C	V F 7 5 0 C	G38-BM80-12		BLOCK NO. E-11	
REF NO	DESCRIPTION	2	3	SERIAL NUMBER FROM TO	QTY REQ	PART NUMBER	HONDA CODE
10	FILTER, OIL	2	3	-----	1	15410-MJ0-004	3481355
11	PIPE, OIL	2	3	-----	1	15511-MB0-000	1241710
12	BOSS, OIL FILTER	2	3	-----	1	90019-MB0-000	1243435
13	WASHER, SHIFT DRUM STOPPER	2	3	-----	1	90487-MB0-000	1243666
14	PIN, KNOCK, 8X14	2	3	-----	1	90701-MB0-000	1243716
15	O-RING, 14.6X3.7 (ARAI)	2	3	-----	2	91309-MB0-003	1260843
16	O-RING, 18.5X2.4 (ARAI)	2	3	-----	1	91311-MB0-003	1260850
17	O-RING, 14.7X2.2	2	3	-----	1	91313-MB0-003	1260868
18	O-RING, 7.8X2.2	2	3	-----	1	91313-MG7-004	3353620
	O-RING, 7.8X2.2	2	3	-----	1	91308-283-000	0076497
19	BOLT, DRAIN PLUG, 12MM	2	3	-----	1	91313-393-003	0446922
20	GASKET, DRAIN PLUG	2	3	-----	1	92800-12000	0053975
21	PIN, COTTER, 2.0X25	2	3	-----	1	94109-12000	0171868
	PIN, COTTER, 2.0X32	2	3	-----	1	94201-20250	0058370
	PIN, COTTER, 2.0X35	2	3	-----	1	94201-20320	0145607
22	PIN A, DOWEL, 8X14	2	3	-----	1	94201-20350	0058388
23	BOLT, FLANGE, 6X14	2	3	-----	1	94301-08140	0069310
	BOLT, FLANGE, 6X14	2	3	-----	1	95700-06014-08	0840587
	BOLT, FLANGE, 6X14	2	3	-----	1	95701-06014-08	2374742
24	BOLT, FLANGE, 6X45	2	3	-----	1	95700-06045-00	0687830

VF750C '82 VF750C '83		V F 7 5 0 C	V F 7 5 0 C	BLOCK NO. E-11	
REF NO	DESCRIPTION	2	3	SERIAL NUMBER FROM TO	QTY REQ
24	BOLT, FLANGE, 6X45	2	3	-----	1
	BOLT, FLANGE, 6X45	2	3	-----	1
25	BOLT, FLANGE, 6X70	2	3	-----	2
	BOLT, FLANGE, 6X70	2	3	-----	2
26	BOLT, FLANGE, 6X28	2	3	-----	9
	BOLT, FLANGE, 6X28	2	3	-----	9

CONTENTS	
TITLE	GRID
AIR CLEANER	1-F8
ALTERNATOR	1-B9
BATTERY	1-F7
BRAKE CALLIPER, FR.	1-E10
BRAKE MASTER CYLINDER, FR.	1-E4
BRAKE PANEL, RR.	1-F1
BRAKE PEDAL	1-F11
CABLES	1-E3
CAM CHAIN	1-B5
CAMSHAFT	1-B4
CARBURETOR (ASSY LINK)	1-C11
CARBURETOR (COMP. PARTS)	1-C12
CLUTCH	1-B7
CLUTCH MASTER CYLINDER	1-E5
CONTROL LEVERS	1-E4
CRANKCASE COVER, L	1-B10
CRANKCASE COVER, R	1-B6
CRANKSHAFT	1-C9
CROSS SHAFT	1-C1
CYLINDER BLOCK	1-B1
CYLINDER HEAD (FRONT)	1-B3
CYLINDER HEAD (REAR)	1-B1
CYLINDER HEAD COVER	1-B1
FENDER, FR.	1-E8
FENDER, RR.	1-G3
FINAL DRIVEN GEAR	1-F2
FOOTPEGS	1-F12
FRAME BODY	1-G9
FUEL PUMP	1-F7
FUEL TANK	1-F3
GASKET KIT A	1-D1
GASKET KIT B	1-D1
GEARSHIFT DRUM	1-C7
GEARSHIFT PEDAL	1-F11
HANDLEBAR	1-E6
HEADLIGHT	1-E1
HORN	1-E7
IGNITION COIL	1-G7
INSTRUMENTS	1-E2
MAIN STAND	1-G1
MUFFLER	1-F9
OIL FILTER	1-B11
OIL PAN	1-B11
OIL PUMP	1-B11
PISTON	1-C2
PULSER	1-B8
RADIATOR	1-G8
RECTIFIER	1-F5
SEAT	1-F5
SHOCK ABSORBER	1-G3
SHOCK ABSORBER, FR.	1-E8
SIDE COVER	1-F5
SIDE STAND	1-G1
SPARK UNIT	1-G3
STARTER MOTOR	1-B11
STARTING CLUTCH	1-B8
STEERING STEM	1-E7
SWINGARM	1-G1
SWITCHES	1-E3
TAILLIGHT	1-G6
TENSIONER	1-B5
THERMOSTAT	1-C8
TOOLS	1-G10
TOP BRIDGE	1-E6
TRANSMISSION	1-C6
TURN SIGNAL	1-G4
VALVE	1-B4
WATER PIPE	1-C8
WATER PUMP	1-B10
WHEEL, FR.	1-E12
WHEEL, RR.	1-F1
WIRE HARNESS	1-G7

24
VF750C '82 ENGINE NO. : 4000046 TO 4029232
VF750C '83 ENGINE NO. : 4100013 TO 4124548

CYLINDER BLOCK



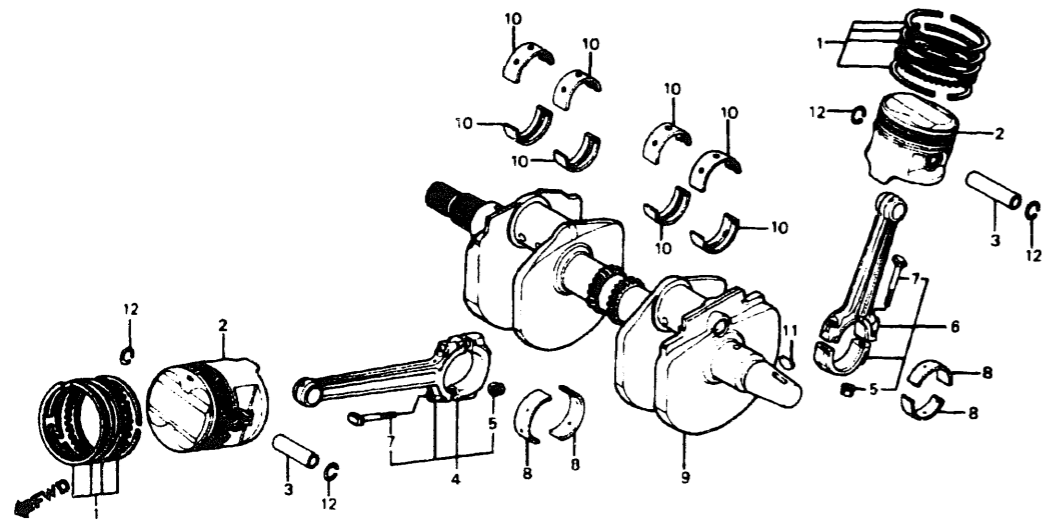
VF750C '82 VF750C '83		VF750C VF750C		G38-BMBO-13		BLOCK NO. E-12	
REF NO	DESCRIPTION	2	3	QTY REQ	PART NUMBER	HONDA CODE	
1	BLOCK SET, CYLINDER	2	-	1	11000-MBO-000	1240746	
	BLOCK SET, CYLINDER	-	3	1	11000-MBO-770	1442151	
2	TUBE A, BREATHER	2	3	1	11105-MBO-000	1240753	
3	PLATE, OIL SEPARATE	2	3	1	11140-MBO-000	1240761	
4	CAP, MAIN GALLERY	2	3	1	11207-MBO-000	1240779	
5	CLIP, BREATHER TUBE	2	3	1	17554-MBO-000	1260264	
6	CLIP, COIL WIRE	2	3	1	32906-061-000	0185082	
7	SWITCH ASSY, OIL PRESSURE	2	3	1	35500-MB9-004	1087204	
	SWITCH ASSY, OIL PRESSURE	2	3	1	35500-MJ0-004	1734599	
	SWITCH ASSY, OIL PRESSURE	2	3	1	35500-MJ4-004	1851955	
8	BOLT, UBS, 9X78	2	3	5	35500-MJ4-014	1876721	
9	BOLT, UBS, 9X98	2	3	5	90014-MBO-000	1243393	
10	BOLT, UBS, 9X108	2	3	4	90015-MBO-000	1243401	
11	WASHER, SEALING, 8MM	2	3	5	90016-MBO-000	1243419	
		2	3	2	90442-MBO-000	1243617	
12	WASHER A, SEALING, 6MM	2	-	1	90443-035-000	0070987	
	WASHER, SEALING, 6MM	-	3	1	90441-706-000	0163600	
13	WASHER, SEALING, 6MM	2	3	2	90461-357-000	0350215	
14	WASHER, RR, BRAKE ARM	2	3	1	90525-001-000	0094839	
15	OIL SEAL, 12.5X25X8	2	3	1	91204-425-003	1067024	

VF750C '82 VF750C '83		VF750C VF750C		BLOCK NO. E-12		
REF NO	DESCRIPTION	2	3	QTY REQ	PART NUMBER	HONDA CODE
16	OIL SEAL, 14X24X6	2	3	1	91210-MBO-003	1260793
	OIL SEAL, 14X24X6	2	3	1	91210-MBO-013	2248359
17	PLUG, SEAL, 32MM	2	-	2	91255-727-004	1260801
18	O-RING, 18X2.8	2	3	1	91314-MBO-003	1260876
19	PIN A, DOWEL, 8X14	2	3	1	94301-08140	0069310
20	BOLT, FLANGE, 6X12	2	3	2	95700-06012-00	0487025
	BOLT, FLANGE, 6X12	2	3	2	95701-06012-00	2105799
21	BOLT, FLANGE, 6X28	2	3	2	95700-06028-00	0483933
	BOLT, FLANGE, 6X28	2	3	2	95701-06028-00	2105849
22	BOLT, FLANGE, 6X32	2	3	4	95700-08032-00	0484477
	BOLT, FLANGE, 6X32	2	3	4	95701-08032-00	2105856
23	BOLT, FLANGE, 6X45	2	-	3	95700-06045-00	0687830
	BOLT, FLANGE, 6X45	-	3	2	95700-08045-00	0687830
	BOLT, FLANGE, 6X45	2	-	3	95701-06045-00	2529089
	BOLT, FLANGE, 6X45	-	3	2	95701-06045-00	2529089
	BOLT, FLANGE, 6X45	2	-	3	95701-06045-07	2410967
	BOLT, FLANGE, 6X45	-	3	2	95701-06045-07	2410967
24	BOLT, FLANGE, 6X45	-	3	1	95700-06045-07	0799023
25	BOLT, FLANGE, 6X50	2	3	1	95700-06050-00	0483974
	BOLT, FLANGE, 6X50	2	3	1	95701-06050-00	2410975
26	BOLT, FLANGE, 6X60	2	3	4	95700-08060-00	0687848
	BOLT, FLANGE, 6X60	2	3	4	95701-06060-00	2791119
27	BOLT, FLANGE, 6X90	2	3	1	95700-06090-00	0484014
	BOLT, FLANGE, 6X90	2	3	1	95701-06090-00	2533842
28	BOLT, FLANGE, 6X100	2	3	1	95700-08100-00	0484022
	BOLT, FLANGE, 6X100	2	3	1	95701-08100-00	2519742
29	BOLT, FLANGE, 8X50	2	3	1	95700-08050-00	0687871
	BOLT, FLANGE, 8X50	2	3	1	95701-08050-00	2935740
30	BOLT, FLANGE, 8X80	2	3	1	95700-08080-00	0484048
31	BOLT, FLANGE, 6X12	2	3	3	96000-06012-00	0823666
	BOLT, FLANGE, 6X12	2	3	3	96001-06012-00	2105930
32	BEARING, RADIAL BALL, 6304	2	3	1	96100-63040-00	0341644

CONTENTS

TITLE	GRID
AIR CLEANER	1-F8
ALTERNATOR	1-B9
BATTERY	1-F7
BRAKE CALIPER, FR.	1-E10
BRAKE MASTER CYLINDER, FR.	1-E4
BRAKE PANEL, RR.	1-F1
BRAKE PEDAL	1-F11
CABLES	1-E3
CAM CHAIN	1-B5
CAMSHAFT	1-B4
CARBURETOR (ASSY. LINK)	1-C11
CARBURETOR (COMP. PARTS)	1-C12
CLUTCH	1-B7
CLUTCH MASTER CYLINDER	1-E5
CONTROL LEVERS	1-E4
CRANKCASE COVER, L.	1-B10
CRANKCASE COVER, R.	1-B6
CRANKSHAFT	1-C2
CROSS SHAFT	1-C9
CYLINDER BLOCK	1-C1
CYLINDER HEAD (FRONT)	1-B1
CYLINDER HEAD (REAR)	1-B3
CYLINDER HEAD COVER	1-B1
FENDER, FR.	1-E8
FENDER, RR.	1-G3
FINAL DRIVEN GEAR	1-F2
FOOTPEGS	1-F12
FRAME BODY	1-G8
FUEL PUMP	1-F7
FUEL TANK	1-F3
GASKET KIT A	1-D1
GASKET KIT B	1-D1
GEARSHIFT DRUM	1-C7
GEARSHIFT PEDAL	1-F11
HANDLEBAR	1-E6
HEADLIGHT	1-E1
HORN	1-E7
IGNITION COIL	1-G7
INSTRUMENTS	1-E2
MAIN STAND	1-G1
MUFFLER	1-F9
OIL FILTER	1-B11
OIL PAN	1-B11
PISTON	1-C2
PULSER	1-B8
RADIATOR	1-G8
RECTIFIER	1-F5
SEAT	1-F5
SHOCK ABSORBER	1-G3
SHOCK ABSORBER, FR.	1-E9
SIDE COVER	1-F5
SIDE STAND	1-G1
SPARK UNIT	1-G3
STARTER MOTOR	1-B11
STARTING CLUTCH	1-B8
STEERING STEM	1-E7
SWINGARM	1-G1
SWITCHES	1-E3
TAILLIGHT	1-G6
TENSIONER	1-B5
THERMOSTAT	1-C8
TOOLS	1-G10
TOP BRIDGE	1-E6
TRANSMISSION	1-C6
TURN SIGNAL	1-G4
VALVE	1-B4
WATER PIPE	1-C8
WATER PUMP	1-B10
WHEEL, FR.	1-F12
WHEEL, RR.	1-F1
WIRE HARNESS	1-G7

CRANKSHAFT • PISTON



Connecting rod bearing selection

(Oil clearance 20 ~ 44 μm)

Connecting rod ID 30a	Crank pin O.D. 30a	Crank pin O.D. 30a		
		A	B	C
1	0 +0.008	0 -0.008 (Yellow)	-0.008 -0.016 (Green)	-0.016 -0.024 (Brown)
2	+0.008 +0.016	D (Green)	C (Brown)	B (Black)
3	+0.016 +0.024	C (Brown)	B (Black)	A (Blue)

Crankshaft bearing selection

(Oil clearance 12 ~ 36 μm)

Crankshaft I.D. 30a	Crankshaft O.D. 30a	Crankshaft O.D. 30a		
		1	2	3
A	0 +0.008	E (Yellow)	D (Green)	C (Brown)
B	+0.008 +0.016	D (Green)	C (Brown)	B (Black)
C	+0.016 +0.024	C (Brown)	B (Black)	A (Blue)

G38-BMB0-14TABLE

VF750C '82
VF750C '83

REF NO	DESCRIPTION	SERIAL NUMBER		QTY REQ	PART NUMBER	HONDA CODE
		FROM	TO			
1	RING SET, PISTON (STD.) (NIPPON)	2	-	4	13011-MB0-003	1241025
	RING SET, PISTON (STD.) (TEIKOKU)	2	-	4	13011-MB0-004	1241033
		-	3	4123496	13011-MB0-004	1241033
	RING SET, PISTON (STD.) (NIPPON)	2	3	4	13011-MB0-014	1513738
	RING SET, PISTON (0.25) (NIPPON)	2	-	(4)	13021-MB0-003	1244078
	RING SET, PISTON (0.25) (TEIKOKU)	2	-	(4)	13021-MB0-004	1241041
		-	3	4123496	13021-MB0-004	1241041
	RING SET, PISTON (0.25) (TEIKOKU)	2	3	(4)	13021-MB0-014	1513746
	RING SET, PISTON (0.50) (NIPPON)	2	-	(4)	13031-MB0-003	1241058
	RING SET, PISTON (0.50) (TEIKOKU)	2	-	(4)	13031-MB0-004	1241066
		-	3	4123496	13031-MB0-004	1241066
	RING SET, PISTON (0.50) (TEIKOKU)	2	3	(4)	13031-MB0-014	1513753
	RING SET, PISTON (0.75) (NIPPON)	2	-	(4)	13041-MB0-003	1241074
	RING SET, PISTON (0.75) (TEIKOKU)	2	-	(4)	13041-MB0-004	1241082
		-	3	4123496	13041-MB0-004	1241082
	RING SET, PISTON (0.75) (TEIKOKU)	2	3	(4)	13041-MB0-014	1513761
	RING SET, PISTON (1.00) (NIPPON)	2	-	(4)	13051-MB0-003	1239276
	RING SET, PISTON (1.00) (TEIKOKU)	2	-	(4)	13051-MB0-004	1244086
		-	3	4123496	13051-MB0-004	1244086
	RING SET, PISTON (1.00) (TEIKOKU)	2	3	(4)	13051-MB0-014	1513779
	RING SET, PISTON (STD.) (NIPPON)	-	3	4	13011-MB0-771	1780931
	RING SET, PISTON (0.25) (NIPPON)	-	3	(4)	13021-MB0-771	1515121
	RING SET, PISTON (0.50) (NIPPON)	-	3	(4)	13031-MB0-771	1442177

BLOCK NO. E-13

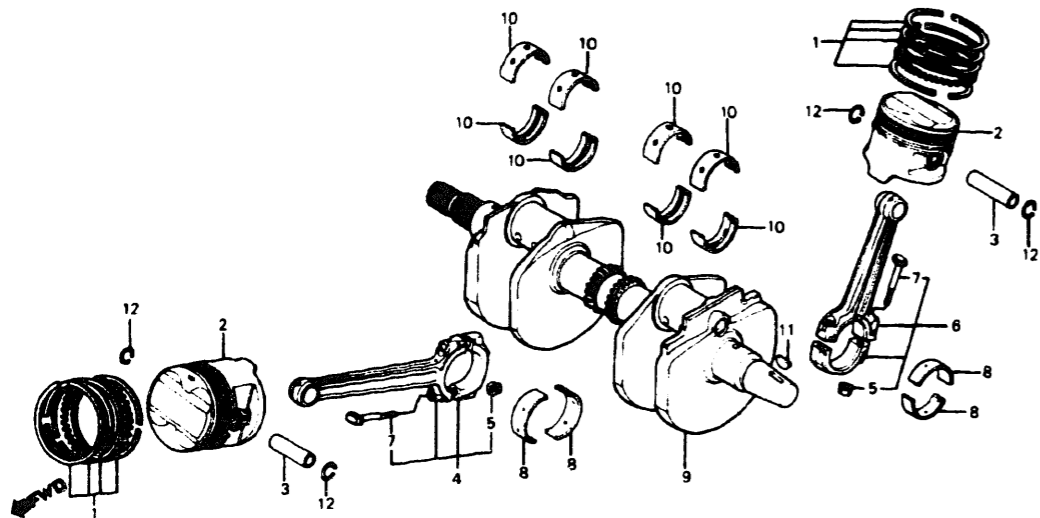
CONTENTS

TITLE	GRID
AIR CLEANER	1-F8
ALTERNATOR	1-B9
BATTERY	1-F7
BRAKE CALIPER, FR.	1-E10
BRAKE MASTER CYLINDER, FR.	1-E4
BRAKE PANEL, RR.	1-F1
BRAKE PEDAL	1-F11
CABLES	1-E3
CAM CHAIN	1-B5
CAMSHAFT	1-B4
CARBURETOR (ASSY. LINK)	1-C11
CARBURETOR (COMP. PARTS)	1-C12
CLUTCH	1-B7
CLUTCH MASTER CYLINDER	1-E5
CONTROL LEVERS	1-E4
CRANKCASE COVER, L.	1-B10
CRANKCASE COVER, R.	1-B6
CRANKSHAFT	1-C2
CROSS SHAFT	1-C9
CYLINDER BLOCK	1-C1
CYLINDER HEAD (FRONT)	1-B1
CYLINDER HEAD (REAR)	1-B3
CYLINDER HEAD COVER	1-B1
FENDER, FR.	1-E8
FENDER, RR.	1-G3
FINAL DRIVEN GEAR	1-F12
FOOTPEGS	1-G9
FRAME BODY	1-F7
FUEL PUMP	1-F3
FUEL TANK	1-F3
GASKET KIT A	1-D1
GASKET KIT B	1-D1
GEARSHIFT DRUM	1-C7
GEARSHIFT PEDAL	1-F11
HANDLEBAR	1-E6
HEADLIGHT	1-E
HORN	1-E7
IGNITION COIL	1-G7
INSTRUMENTS	1-E2
MAIN STAND	1-G1
MUFFLER	1-F9
OIL FILTER	1-B11
OIL PAN	1-B11
OIL PUMP	1-B11
PISTON	1-C2
PULSER	1-B8
RADIATOR	1-G8
RECTIFIER	1-F5
SEAT	1-F5
SHOCK ABSORBER	1-G3
SHOCK ABSORBER, FR.	1-E8
SIDE COVER	1-F5
SIDE STAND	1-G1
SPARK UNIT	1-G3
STARTER MOTOR	1-B11
STARTING CLUTCH	1-B8
STEERING STEM	1-E7
SWINGARM	1-G1
SWITCHES	1-E3
TAILLIGHT	1-G6
TENSIONER	1-B5
THERMOSTAT	1-C8
TOOLS	1-G10
TOP BRIDGE	1-E6
TRANSMISSION	1-C6
TURN SIGNAL	1-G4
VALVE	1-B4
WATER PIPE	1-C8
WATER PUMP	1-B10
WHEEL, FR.	1-E12
WHEEL, RR.	1-F1
WIRE HARNESS	1-G7

GRID NO.

1-C 2

CRANKSHAFT • PISTON



Connecting rod bearing selection

(Oil clearance 20 ~ 44 μm)

Connecting rod ID size	Crank gr. ID size	Bearing		
		A	B	C
1	0 +0.008	0 -0.008 (Yellow)	-0.008 -0.016 (Green)	-0.016 -0.024 (Brown)
2	+0.008 +0.016	D (Green)	C (Brown)	B (Black)
3	+0.016 +0.024	C (Brown)	B (Black)	A (Blue)

Crankshaft bearing selection

(Oil clearance 12 ~ 36 μm)

Crankshaft ID size	Crankshaft ID size	Bearing		
		1	2	3
A	0 +0.008	E (Yellow)	D (Green)	C (Brown)
B	+0.008 +0.016	D (Green)	C (Brown)	B (Black)
C	+0.016 +0.024	C (Brown)	B (Black)	A (Blue)

G38-BMB0-14TABLE

VF750C '82
VF750C '83

REF NO	DESCRIPTION	SERIAL NUMBER FROM TO		QTY REQ	PART NUMBER	HONDA CODE
		2	3			
1	RING SET, PISTON (0.75) (NIPPON)	-	3	(4)	13041-MB0-771	1442185
	RING SET, PISTON (1.00) (NIPPON)	-	3	(4)	13051-MB0-771	1442193
2	PISTON (STD.)	2	-	4	13101-MB0-000	1241090
	PISTON (STD.)	2	3	4	13101-MB0-010	1319300
	PISTON (0.25)	2	-	(4)	13102-MB0-000	1241108
	PISTON (0.25)	2	3	(4)	13102-MB0-010	1365071
	PISTON (0.50)	2	-	(4)	13103-MB0-000	1241116
	PISTON (0.50)	2	3	(4)	13103-MB0-010	1365089
	PISTON (0.75)	2	-	(4)	13104-MB0-000	1241124
	PISTON (0.75)	2	3	(4)	13104-MB0-010	1365097
	PISTON (1.00)	2	-	(4)	13105-MB0-000	1241132
	PISTON (1.00)	-	3	(4)	13105-MB0-010	1435122
3	PIN, PISTON	2	3	4	13111-MB0-000	1241140
4	ROD ASSY. A, FR. CONNECTING	2	-	2	13201-MB0-000	1241157
	ROD ASSY. B, FR. CONNECTING	-	3	2	4122636	1241157
	ROD ASSY. C, FR. CONNECTING	2	-	2	13202-MB0-000	1241165
	ROD ASSY. D, FR. CONNECTING	-	3	2	4122636	1241165
	ROD ASSY. E, FR. CONNECTING	2	-	2	13203-MB0-000	1241173
	ROD ASSY. A, CONNECTING	-	3	2	4122636	1241173
	ROD ASSY. B, CONNECTING	2	-	2	13204-MB0-000	1241181
	ROD ASSY. C, CONNECTING	-	3	2	4122636	1241181
	ROD ASSY. D, CONNECTING	2	-	2	13204-MB0-000	1241181
	ROD ASSY. E, CONNECTING	-	3	2	4122636	1241181
	ROD ASSY. A, CONNECTING	-	3	2	13205-MB0-000	1241199
	ROD ASSY. B, CONNECTING	-	3	2	4122636	1241199
	ROD ASSY. C, CONNECTING	-	3	2	13205-MB0-000	1241199
	ROD ASSY. D, CONNECTING	-	3	2	4122636	1241199
	ROD ASSY. E, CONNECTING	-	3	2	13205-MB0-000	1241199
5	NUT, CONNECTING ROD	2	3	8	13205-634-010	0549493
6	ROD ASSY. A, RR. CONNECTING	2	-	2	13206-MB0-000	1241207
	ROD ASSY. B, RR. CONNECTING	-	3	2	4122636	1241207
	ROD ASSY. C, RR. CONNECTING	2	-	2	13207-MB0-000	1241215
	ROD ASSY. D, RR. CONNECTING	-	3	2	4122636	1241215
	ROD ASSY. B, CONNECTING	2	3	2	13207-MB0-010	1437872
	ROD ASSY. C, RR. CONNECTING	2	-	2	13208-MB0-000	1241223
	ROD ASSY. D, RR. CONNECTING	-	3	2	4122636	1241223
	ROD ASSY. D, RR. CONNECTING	2	-	2	13209-MB0-000	1241231
	ROD ASSY. E, RR. CONNECTING	-	3	2	4122636	1241231
	ROD ASSY. D, CONNECTING	2	3	2	13209-MB0-010	1435213
	ROD ASSY. E, RR. CONNECTING	2	-	2	13210-MB0-000	1241249

BLOCK NO. E-13

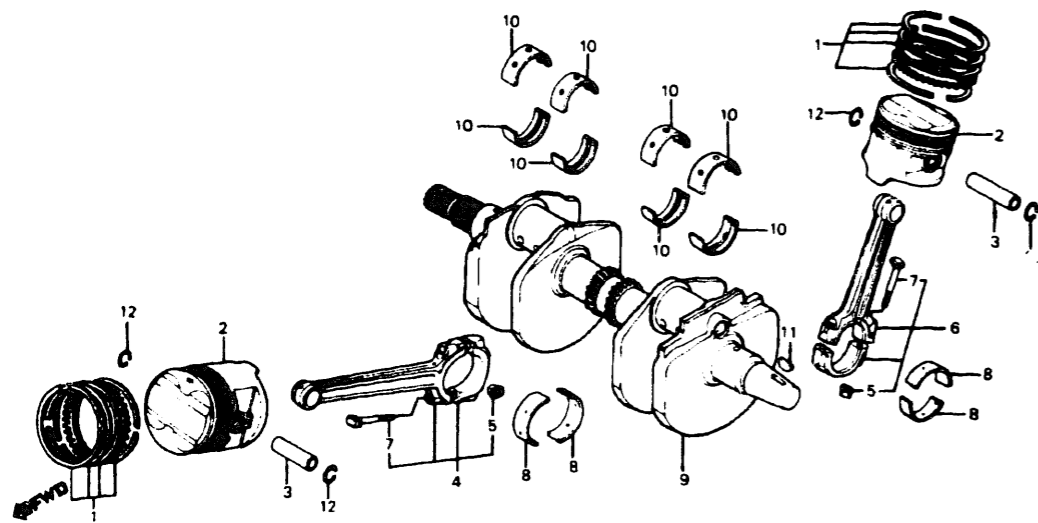
CONTENTS

TITLE	GRID
AIR CLEANER	1-F8
ALTERNATOR	1-B9
BATTERY	1-F7
BRAKE CALIPER, FR.	1-E10
BRAKE MASTER CYLINDER, FR.	1-E4
BRAKE PANEL, RR.	1-F1
BRAKE PEDAL	1-F11
CABLES	1-E3
CAM CHAIN	1-B5
CAMSHAFT	1-B4
CARBURETOR (ASSY. LINK)	1-C11
CARBURETOR (COMP. PARTS)	1-C12
CLUTCH	1-B7
CLUTCH MASTER CYLINDER	1-E5
CONTROL LEVERS	1-E4
CRANKCASE COVER, L.	1-B10
CRANKCASE COVER, R.	1-B6
CRANKSHAFT	1-C2
CROSS SHAFT	1-C8
CYLINDER BLOCK	1-C1
CYLINDER HEAD (FRONT)	1-B1
CYLINDER HEAD (REAR)	1-B3
CYLINDER HEAD COVER	1-B1
FENDER, FR.	1-E8
FENDER, RR.	1-E3
FINAL DRIVEN GEAR	1-C2
FOOTPEGS	1-F12
FRAME BODY	1-G8
FUEL PUMP	1-F7
FUEL TANK	1-F3
GASKET KIT A	1-D1
GASKET KIT B	1-D1
GEARSHIFT DRUM	1-C7
GEARSHIFT PEDAL	1-F11
HANDLEBAR	1-E6
HEADLIGHT	1-E1
HORN	1-E7
IGNITION COIL	1-G7
INSTRUMENTS	1-E2
MAIN STAND	1-G1
MUFFLER	1-F9
OIL FILTER	1-B11
OIL PAN	1-B11
OIL PUMP	1-B11
PISTON	1-C2
PULSER	1-B8
RADIATOR	1-G8
RECTIFIER	1-F5
SEAT	1-F5
SHOCK ABSORBER	1-G3
SHOCK ABSORBER, FR.	1-E8
SIDE COVER	1-F5
SPARK UNIT	1-G1
STARTER MOTOR	1-B11
STARTING CLUTCH	1-B8
STEERING STEM	1-E7
SWINGARM	1-G1
SWITCHES	1-E3
TAILLIGHT	1-G6
TENSIONER	1-B5
THERMOSTAT	1-C8
TOOLS	1-G10
TOP BRIDGE	1-E6
TRANSMISSION	1-C6
TURN SIGNAL	1-G4
VALVE	1-B4
WATER PIPE	1-C8
WATER PUMP	1-B10
WHEEL, FR.	1-E12
WHEEL, RR.	1-F1
WIRE HARNESS	1-G7

GRID NO.

1-C 3

CRANKSHAFT • PISTON



Connecting rod bearing selection

(Oil clearance 20 ~ 44 μm)

Crankshaft rod ID 30s	Clearance 0 to 30s	Bearing		
		A	B	C
1	0	E (Yellow)	D (Green)	C (Brown)
	+0.008	D (Green)	C (Brown)	B (Black)
	+0.016	C (Brown)	B (Black)	A (Blue)
2	0	E (Yellow)	D (Green)	C (Brown)
	+0.008	D (Green)	C (Brown)	B (Black)
	+0.016	C (Brown)	B (Black)	A (Blue)
3	0	E (Yellow)	D (Green)	C (Brown)
	+0.008	D (Green)	C (Brown)	B (Black)
	+0.016	C (Brown)	B (Black)	A (Blue)

Crankshaft bearing selection

(Oil clearance 12 ~ 36 μm)

Crankshaft rod ID 30s	Clearance 0 to 30s	Bearing		
		1	2	3
A	0	E (Yellow)	D (Green)	C (Brown)
	+0.008	D (Green)	C (Brown)	B (Black)
	+0.016	C (Brown)	B (Black)	A (Blue)
B	0	E (Yellow)	D (Green)	C (Brown)
	+0.008	D (Green)	C (Brown)	B (Black)
	+0.016	C (Brown)	B (Black)	A (Blue)
C	0	E (Yellow)	D (Green)	C (Brown)
	+0.008	D (Green)	C (Brown)	B (Black)
	+0.016	C (Brown)	B (Black)	A (Blue)

G38-BM80-14TABLE

VF750C '82
VF750C '83

REF NO	DESCRIPTION	SERIAL NUMBER		QTY	PART NUMBER	HONDA CODE
		FROM	TO			
6	ROD ASSY. E, RR. CONNECTING	2	3	2	13210-MB0-000	1241249
	ROD ASSY. E, CONNECTING	2	3	2	13210-MB0-010	1435221
	ROD ASSY. A, CONNECTING	2	3	2	13208-MB0-010	1437664
	ROD ASSY. C, CONNECTING	2	3	2	13208-MB0-010	1435205
7	BOLT, CONNECTING ROD (NAGOYA NEJI)	2	3	8	13204-689-004	0725416
	BOLT, CONNECTING ROD (NAGOYA NEJI)	2	3	8	13213-422-004	0690792
8	BEARING A, CONNECTING ROD (BLUE)	2	3	8	13224-MB0-003	1260116
	BEARING A, CONNECTING ROD (BLUE)	2	3	8	13224-MB0-305	1853514
	BEARING A, CONNECTING ROD (BLUE)	2	3	8	13224-MB0-891	2053999
	BEARING A, CONNECTING ROD (BLUE)	2	3	8	13224-MB0-892	3255692
	BEARING B, CONNECTING ROD (BLACK)	2	3	8	13225-MB0-003	1260124
	BEARING B, CONNECTING ROD (BLACK)	2	3	8	13225-MB0-891	2054005
	BEARING B, CONNECTING ROD (BLACK)	2	3	8	13225-MB0-892	3045499
	BEARING C, CONNECTING ROD (BROWN)	2	3	8	13226-MB0-003	1260132
	BEARING C, CONNECTING ROD (BROWN)	2	3	8	13226-MB0-891	2054013
	BEARING C, CONNECTING ROD (BROWN)	2	3	8	13226-MB0-892	2956613
	BEARING D, CONNECTING ROD (GREEN)	2	3	8	13227-MB0-003	1260140
	BEARING D, CONNECTING ROD (GREEN)	2	3	8	13227-MB0-891	2054021
	BEARING D, CONNECTING ROD (GREEN)	2	3	8	13227-MB0-892	2956621
	BEARING E, CONNECTING ROD (YELLOW)	2	3	8	13228-MB0-003	1260157
	BEARING E, CONNECTING ROD (YELLOW)	2	3	8	13228-MB0-891	2054039
	BEARING E, CONNECTING ROD (YELLOW)	2	3	8	13228-MB0-892	2937829
9	CRANKSHAFT COMP.	2	-	1	13300-MB0-000	1241306
		-	3	1	13300-MB0-000	1241306

BLOCK NO. E-13

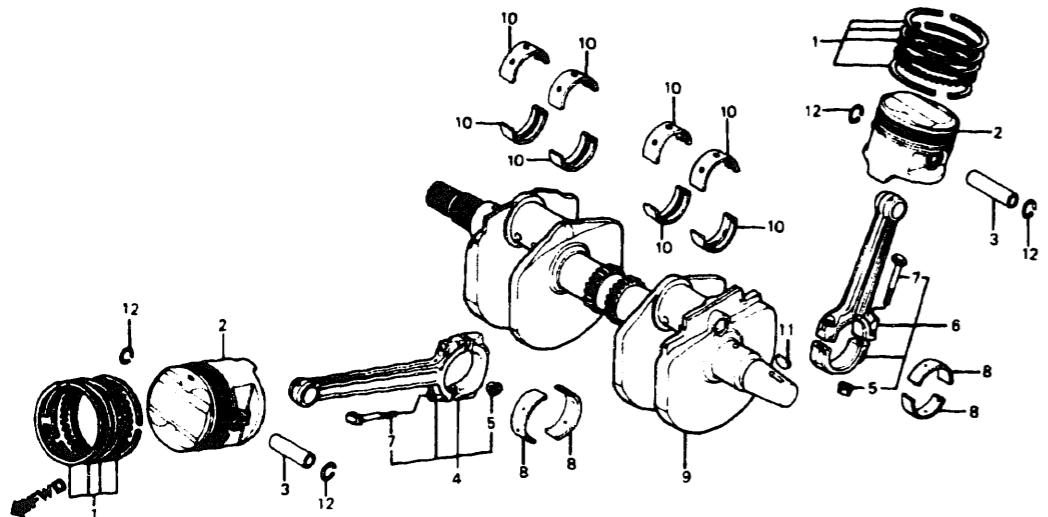
CONTENTS

TITLE	GRID
AIR CLEANER	1-F8
ALTERNATOR	1-B9
BATTERY	1-F7
BRAKE CALIPER, FR	1-E10
BRAKE MASTER CYLINDER, FR	1-E4
BRAKE PANEL, RR	1-F1
BRAKE PEDAL	1-F11
CABLES	1-E3
CAM CHAIN	1-B5
CAMSHAFT	1-B4
CARBURETOR (ASSY LINK)	1-C11
CARBURETOR (COMP PARTS)	1-C12
CLUTCH	1-B7
CLUTCH MASTER CYLINDER	1-E5
CONTROL LEVERS	1-E4
CRANKCASE COVER, L	1-B10
CRANKCASE COVER, R	1-B6
CRANKSHAFT	1-C2
CROSS SHAFT	1-C9
CYLINDER BLOCK	1-C1
CYLINDER HEAD (FRONT)	1-B1
CYLINDER HEAD (REAR)	1-B3
CYLINDER HEAD COVER	1-B1
FENDER, FR	1-E8
FENDER, RR	1-G3
FINAL DRIVEN GEAR	1-F2
FOOTPEGS	1-F12
FRAME BODY	1-G8
FUEL PUMP	1-F7
FUEL TANK	1-F3
GASKET KIT A	1-D1
GASKET KIT B	1-D1
GEARSHIFT DRUM	1-C7
GEARSHIFT PEDAL	1-F11
HANDLEBAR	1-E6
HEADLIGHT	1-E1
HORN	1-E7
IGNITION COIL	1-G7
INSTRUMENTS	1-E2
MAIN STAND	1-G1
MUFFLER	1-F9
OIL FILTER	1-B11
OIL PUMP	1-B11
OIL PUMP	1-B11
PISTON	1-C2
PULSER	1-B8
RADIATOR	1-G8
RECTIFIER	1-F5
SEAT	1-F5
SHOCK ABSORBER	1-G3
SHOCK ABSORBER, FR	1-E8
SIDE COVER	1-F5
SIDE STAND	1-G1
SPARK UNIT	1-G3
STARTER MOTOR	1-B11
STARTING CLUTCH	1-B8
STEERING STEM	1-E7
SWINGARM	1-G1
SWITCHES	1-E3
TAILLIGHT	1-G6
TENSIONER	1-B5
THERMOSTAT	1-C8
TOOLS	1-G10
TOP BRIDGE	1-E6
TRANSMISSION	1-C8
TURN SIGNAL	1-G4
VALVE	1-B4
WATER PIPE	1-C8
WATER PUMP	1-B10
WHEEL, FR	1-E12
WHEEL, RR	1-F1
WIRE HARNESS	1-G7

GRID NO.

1-C 4

CRANKSHAFT • PISTON



Connecting rod bearing selection

(Oil clearance 20 ~ 44 μm)

Connecting rod ID Size	Crank pin O.D. Size	Oil Clearance		
		A	B	C
1	0	E	D	C
	+0.008	(Yellow)	(Green)	(Brown)
2	+0.008	D	C	B
	+0.016	(Green)	(Brown)	(Black)
3	+0.016	C	B	A
	+0.024	(Brown)	(Black)	(Blue)

Crankshaft bearing selection

(Oil clearance 12 ~ 36 μm)

Crankshaft ID Size	Crankshaft O.D. Size	Oil Clearance		
		1	2	3
A	0	E	D	C
	+0.008	(Yellow)	(Green)	(Brown)
B	+0.008	D	C	B
	+0.016	(Green)	(Brown)	(Black)
C	+0.016	C	B	A
	+0.024	(Brown)	(Black)	(Blue)

G38-BM80-14TABLE

VF750C '82
VF750C '83

REF NO	DESCRIPTION	VF750C		SERIAL NUMBER FROM TO	QTY REQ	PART NUMBER	HONDA CODE
		82	83				
9	CRANKSHAFT COMP.	2	-	-	1	13300-MB0-010	1458967
	CRANKSHAFT COMP.	-	3	4123466	1	13300-MB0-010	1458967
	CRANKSHAFT COMP.	2	3	-	1	13300-MB0-020	1506971
	CRANKSHAFT COMP.	2	3	-	1	13300-MB0-030	2317048
	CRANKSHAFT COMP.	2	3	-	1	13300-MB0-040	2424521
	CRANKSHAFT COMP.	2	-	-	1	13300-MB2-000	1434554
	CRANKSHAFT COMP.	-	3	4123466	1	13300-MB2-000	1434554
10	BEARING A, CRANKSHAFT (BLUE)	2	3	-	8	13314-MB0-003	1260165
	BEARING A, CRANKSHAFT (BLUE)	2	3	-	8	13314-MB0-013	2016962
	BEARING B, CRANKSHAFT (BLACK)	2	3	-	8	13315-MB0-003	1260173
	BEARING B, CRANKSHAFT (BLACK)	2	3	-	8	13315-MB0-013	2016970
	BEARING C, CRANKSHAFT (BROWN)	2	3	-	8	13316-MB0-003	1260181
	BEARING C, CRANKSHAFT (BROWN)	2	3	-	8	13316-MB0-013	2016988
	BEARING D, CRANKSHAFT (GREEN)	2	3	-	8	13317-MB0-003	1260199
	BEARING D, CRANKSHAFT (GREEN)	2	3	-	8	13317-MB0-013	2016996
	BEARING E, CRANKSHAFT (YELLOW)	2	3	-	8	13318-MB0-003	1260207
11	KEY, WOODRUFF	2	3	-	1	90741-413-000	0957571
12	CLIP, PISTON PIN, 18MM	2	3	-	8	94601-18000	0317305

BLOCK NO. E-13

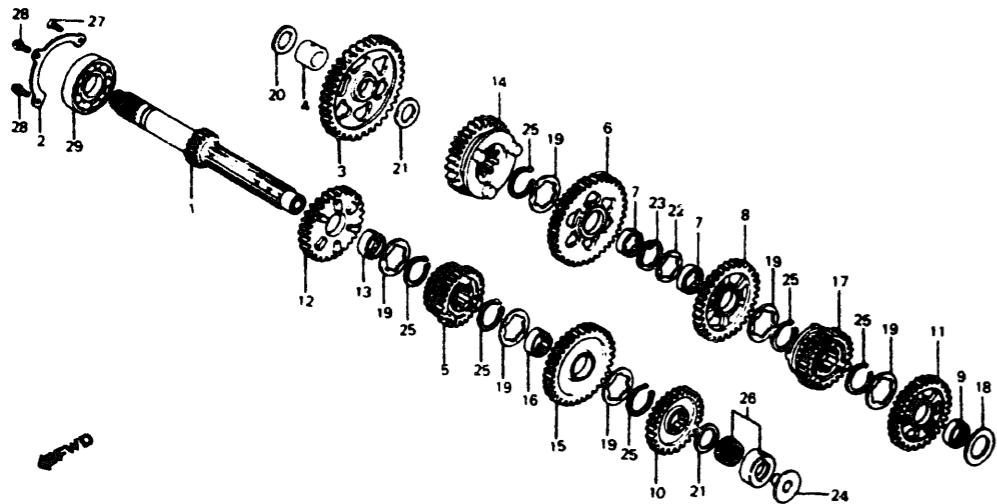
CONTENTS

TITLE	GRID
AIR CLEANER	1-F8
ALTERNATOR	1-B8
BATTERY	1-F7
BRAKE CALIPER, FR	1-E10
BRAKE MASTER CYLINDER, FR	1-E4
BRAKE PANEL, RR	1-F1
BRAKE PEDAL	1-F11
CABLES	1-E3
CAM CHAIN	1-B5
CAMSHAFT	1-B4
CARBURETOR (ASSY LINK)	1-C11
CARBURETOR (COMP PARTS)	1-C12
CLUTCH	1-B7
CLUTCH MASTER CYLINDER	1-E5
CONTROL LEVERS	1-E4
CRANKCASE COVER, L	1-B10
CRANKCASE COVER, R	1-B6
CRANKSHAFT	1-C2
CROSS SHAFT	1-C9
CYLINDER BLOCK	1-C1
CYLINDER HEAD (FRONT)	1-B1
CYLINDER HEAD (REAR)	1-B3
CYLINDER HEAD COVER	1-B1
FENDER, FR	1-E8
FENDER, RR	1-G3
FINAL DRIVEN GEAR	1-F2
FOOTPEGS	1-F12
FRAME BODY	1-G8
FUEL PUMP	1-F7
FUEL TANK	1-F3
GASKET KIT A	1-D1
GASKET KIT B	1-D1
GEARSHIFT DRUM	1-C7
GEARSHIFT PEDAL	1-F11
HANDLEBAR	1-E8
HEADLIGHT	1-E1
HORN	1-E7
IGNITION COIL	1-G7
INSTRUMENTS	1-E2
MAIN STAND	1-G1
MUFFLER	1-F9
OIL FILTER	1-B11
OIL PAN	1-B11
OIL PUMP	1-B11
PISTON	1-C2
PULSER	1-B8
RADIATOR	1-G8
RECTIFIER	1-F5
SEAT	1-F5
SHOCK ABSORBER	1-G3
SHOCK ABSORBER, FR	1-E8
SIDE COVER	1-F5
SIDE STAND	1-G1
SPARK UNIT	1-G3
STARTER MOTOR	1-B11
STARTING CLUTCH	1-B8
STEERING STEM	1-E7
SWINGARM	1-G1
SWITCHES	1-E3
TAILLIGHT	1-G8
TENSIONER	1-B5
THERMOSTAT	1-C8
TOOLS	1-G10
TOP BRIDGE	1-E8
TRANSMISSION	1-C8
TURN SIGNAL	1-G4
VALVE	1-B4
WATER PIPE	1-C8
WATER PUMP	1-B10
WHEEL, FR	1-E12
WHEEL, RR	1-F1
WIRE HARNESS	1-G7

GRID NO.

1-C 5

TRANSMISSION



VF750C '82
VF750C '83

BLOCK NO. E-14

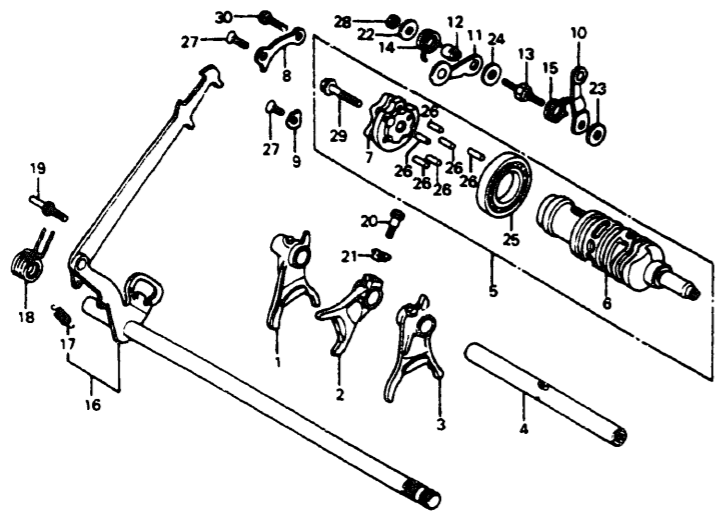
CONTENTS

TITLE	GRID
AIR CLEANER	1-F8
ALTERNATOR	1-B9
BATTERY	1-F7
BRAKE CALIPER, FR	1-E10
BRAKE MASTER CYLINDER, FR	1-E4
BRAKE PANEL, RR	1-F1
BRAKE PEDAL	1-F11
CABLES	1-E3
CAM CHAIN	1-B5
CAMSHAFT	1-B4
CARBURETOR (ASSY LINK)	1-C11
CARBURETOR (COMP PARTS)	1-C12
CLUTCH	1-B7
CLUTCH MASTER CYLINDER	1-E5
CONTROL LEVERS	1-E4
CRANKCASE COVER, L	1-B10
CRANKCASE COVER, R	1-B8
CRANKSHAFT	1-C2
CROSS SHAFT	1-C9
CYLINDER BLOCK	1-C1
CYLINDER HEAD (FRONT)	1-B1
CYLINDER HEAD (REAR)	1-B3
CYLINDER HEAD COVER	1-B1
FENDER, FR	1-E8
FENDER, RR	1-G3
FINAL DRIVEN GEAR	1-F2
FOOTPEGS	1-F12
FRAME BODY	1-G9
FUEL PUMP	1-F7
FUEL TANK	1-F3
GASKET KIT A	1-D1
GASKET KIT B	1-D1
GEARSHIFT DRUM	1-C7
GEARSHIFT PEDAL	1-F11
HANDLEBAR	1-E6
HEADLIGHT	1-E1
HORN	1-E7
IGNITION COIL	1-G7
INSTRUMENTS	1-E2
MAIN STAND	1-G1
MUFFLER	1-F9
OIL FILTER	1-B11
OIL PAN	1-B11
OIL PUMP	1-B11
PISTON	1-C2
PULSER	1-B8
RADIATOR	1-G8
RECTIFIER	1-F5
SEAT	1-F5
SHOCK ABSORBER	1-G3
SHOCK ABSORBER, FR	1-E8
SIDE COVER	1-F5
SIDE STAND	1-G1
SPARK UNIT	1-G3
STARTER MOTOR	1-B11
STARTING CLUTCH	1-B8
STEERING STEM	1-E7
SWINGARM	1-G1
SWITCHES	1-E3
TAILLIGHT	1-G8
TENSIONER	1-B5
THERMOSTAT	1-C8
TOOLS	1-G10
TOP BRIDGE	1-E6
TRANSMISSION	1-C6
TURN SIGNAL	1-G4
VALVE	1-B4
WATER PIPE	1-C8
WATER PUMP	1-B10
WHEEL, FR	1-E12
WHEEL, RR	1-F1
WIRE HARNESS	1-G7

REF NO	DESCRIPTION	VF750C		SERIAL NUMBER FROM TO	QTY REQ	PART NUMBER	HONDA CODE
		82	83				
12	GEAR, MAINSHAFT FIFTH (29T)	2	3		1	23491-MB0-000	1242783
13	COLLAR, 25X12	2	3		1	23495-MB0-000	1242791
14	GEAR, COUNTERSHAFT FIFTH (26T)	2	-		1	23501-MB0-000	1242809
				4123797	1	23501-MB0-000	1242809
	GEAR, COUNTERSHAFT FIFTH (26T)	2	3		1	23501-MB0-010	1457696
15	GEAR, MAINSHAFT SIXTH (32T)	2	3		1	23511-MB0-000	1242817
16	COLLAR, SPLINE, 25X12.5	2	3		1	23512-MB0-000	1242825
17	GEAR, COUNTERSHAFT SIXTH (24T)	2	-		1	23521-MB0-000	1242833
				4123797	1	23521-MB0-000	1242833
	GEAR, COUNTERSHAFT SIXTH (24T)	2	3		1	23521-MB0-010	1372416
18	WASHER K, DRIVE PINION	2	3		1	41460-371-000	1243310
19	WASHER, THRUST, 25X34	2	3		6	90452-371-000	0409136
20	WASHER, THRUST, 20X1.1	2	-		N	90453-MB0-000	1243625
	WASHER, THRUST, 20X1.2	2	-		N	90454-MB0-000	1243633
	WASHER, THRUST, 20MM	2	3		N	90454-428-000	0684902
	WASHER, THRUST, 20X1.05	-	3		N	90453-MB0-770	1312735
	WASHER, THRUST, 20X0.95	-	3		N	90455-MB0-770	1312743
	WASHER, THRUST, 20X0.90	-	3		N	90456-MB0-770	1312750
	WASHER, THRUST, 20X0.85	-	3		N	90457-MB0-770	1312768
	WASHER, THRUST, 20X0.8	-	3		N	90468-MB0-770	1294578
	WASHER, THRUST, 20X0.8	-	3		N	90468-ME5-000	1415439
	WASHER, THRUST, 20X0.9	-	3		N	90469-MB0-770	1294586
	WASHER, THRUST, 20X0.9	-	3		N	90469-ME5-000	1415447
21	WASHER, THRUST, 20MM	2	3		2	90454-428-000	0684902
22	WASHER B, THRUST, 25MM	2	3		1	90461-286-000	0172460
23	WASHER, LOCK, 25MM	2	3		1	90462-323-000	0255257
24	ORIFICE, PLATE	2	3		1	90558-MB0-000	1251396
25	CIRCLIP, 25MM	2	3		6	90601-300-000	0193482
26	BEARING, NEEDLE, 20MM	2	3		1	91022-415-008	0670976
27	SCREW, FLAT, 6X16	2	3		1	93600-06016-0A	0805358
28	BOLT, FLANGE, 6X16	2	3		2	96000-06016-00	1113687
	BOLT, FLANGE, 6X16	2	3		2	96001-06016-00	2105955
29	BEARING, RADIAL BALL 6305	2	3		1	96100-63050-00	0674408

REF NO	DESCRIPTION	VF750C		SERIAL NUMBER FROM TO	QTY REQ	PART NUMBER	HONDA CODE
		82	83				
1	MAINSHAFT (17T)	2	-		1	23211-MB0-000	1242676
	MAINSHAFT (17T)	-	3		1	23211-MB0-770	1291277
2	PLATE, BEARING SETTING	2	3		1	23212-MB0-000	1242684
	PLATE, BEARING SETTING	2	3		1	23212-MB0-010	1781582
3	GEAR, COUNTERSHAFT LOW (39T)	2	3		1	23421-MB0-000	1242692
4	COLLAR, 20X11.8	2	3		1	23422-MB0-000	1242700
	COLLAR, 20X11.8	2	3		1	23422-MB0-010	2247674
5	GEAR, MAINSHAFT SECOND & THIRD (21T/24T)	2	-		1	23431-MB0-000	1242718
		-	3	4123913	1	23431-MB0-000	1242718
	GEAR, MAINSHAFT SECOND & THIRD (21T/24T)	2	3		1	23431-MB0-010	1372390
6	GEAR, COUNTERSHAFT SECOND (34T)	2	3		1	23441-MB0-000	1242726
7	COLLAR, SPLINE, 25X9.5	2	3		2	23442-MB0-000	1242734
8	GEAR, COUNTERSHAFT THIRD (31T)	2	3		1	23461-MB0-000	1242742
9	COLLAR, 25X10	2	3		1	23462-MB0-000	1242759
10	GEAR, MAINSHAFT FOURTH (27T)	2	3		1	23471-MB0-000	1242767
11	GEAR, COUNTERSHAFT FOURTH (29T)	2	3		1	23481-MB0-000	1242775

GEARSHIFT DRUM



VF750C '82 VF750C '83		VF750C 8 2		VF750C 8 3		G38-BMBO-16		BLOCK NO. E-15	
REF NO	DESCRIPTION	2	3	SERIAL NUMBER FROM	TO	QTY REQ	PART NUMBER	HONDA CODE	
1	FORK, R GEARSHIFT	2	-	-	-	1	24211-MBO-010	1406156	
	FORK, R GEARSHIFT	2	3	-	-	1	24211-MBO-770	1372424	
2	FORK, CENTER GEARSHIFT	2	-	-	-	1	24212-MBO-010	1406172	
	FORK, CENTER GEARSHIFT	2	3	-	-	1	24212-MBO-770	1372432	
3	FORK, L GEARSHIFT	2	-	-	-	1	24213-MBO-010	1406180	
	FORK, L GEARSHIFT	-	3	-	-	1	24213-MBO-770	1372440	
4	SHAFT COMP., GEARSHIFT FORK	2	3	-	-	1	24261-MBO-010	1372457	
5	DRUM COMP., GEARSHIFT	2	3	-	-	1	24300-MBO-000	1242882	
6	DRUM, GEARSHIFT	2	3	-	-	1	24302-MBO-000	1242890	
7	PLATE, DRUM CAM	2	3	-	-	1	24305-MBO-003	1242908	
8	PLATE A, DRUM SETTING	2	3	-	-	1	24320-MBO-000	1242916	
9	PLATE B, DRUM SETTING	2	3	-	-	1	24321-MBO-000	1242924	
10	ARM COMP., NEUTRAL STOPPER	2	3	-	-	1	24420-MBO-000	1242932	
11	ARM COMP., SHIFT DRUM STOPPER	2	3	-	-	1	24430-MBO-000	1242940	
12	COLLAR, GEARSHIFT DRUM STOPPER	2	3	-	-	1	24432-413-000	0494336	
13	SHAFT, SHIFT DRUM STOPPER PIVOT	2	3	-	-	1	24434-MBO-000	1242957	
14	SPRING, SHIFT DRUM STOPPER	2	3	-	-	1	24435-MBO-000	1242965	
15	SPRING, NEUTRAL STOPPER	2	3	-	-	1	24436-MB1-000	1245828	
16	SPINDLE COMP., GEARSHIFT	2	3	-	-	1	24610-MBO-000	1242981	

VF750C '82 VF750C '83		VF750C 8 2		VF750C 8 3		BLOCK NO. E-15		
REF NO	DESCRIPTION	2	3	SERIAL NUMBER FROM	TO	QTY REQ	PART NUMBER	HONDA CODE
17	SPRING, GEARSHIFT ARM	2	3	-	-	1	24641-MBO-000	1242999
	SPRING, GEARSHIFT ARM	2	3	-	-	1	24641-MBO-010	1554047
18	SPRING, GEARSHIFT RETURN	2	3	-	-	1	24651-MB1-000	1245836
19	PIN, SHIFT RETURN SPRING	2	3	-	-	1	24652-259-000	0039461
20	BOLT, SPECIAL, 7X18	2	3	-	-	1	90041-MBO-000	1243468
21	WASHER, LOCK	2	3	-	-	1	90407-MBO-000	1243575
22	WASHER, SHIFT DRUM STOPPER	2	3	-	-	1	90487-MBO-000	1243666
23	WASHER, 6X2.3	2	3	-	-	1	90488-MBO-000	1243674
24	WASHER, SPECIAL, 5MM	2	3	-	-	1	90489-MBO-000	1266097
25	BEARING, 16005	2	3	-	-	1	91051-719-003	1243823
26	ROLLER, 4X13.8	2	3	-	-	6	91101-MBO-003	1243831
27	SCREW, FLAT, 6X16	2	3	-	-	2	93600-06016-0A	0805358
28	NUT, HEX., 6MM	2	3	-	-	1	94002-06200	1317015
29	BOLT, FLANGE, 8X32	2	3	-	-	1	95800-08032-00	0768879
30	BOLT, FLANGE, 6X16	2	3	-	-	1	96000-06016-00	1113687
	BOLT, FLANGE, 6X16	2	3	-	-	1	96001-06016-00	2105955

CONTENTS

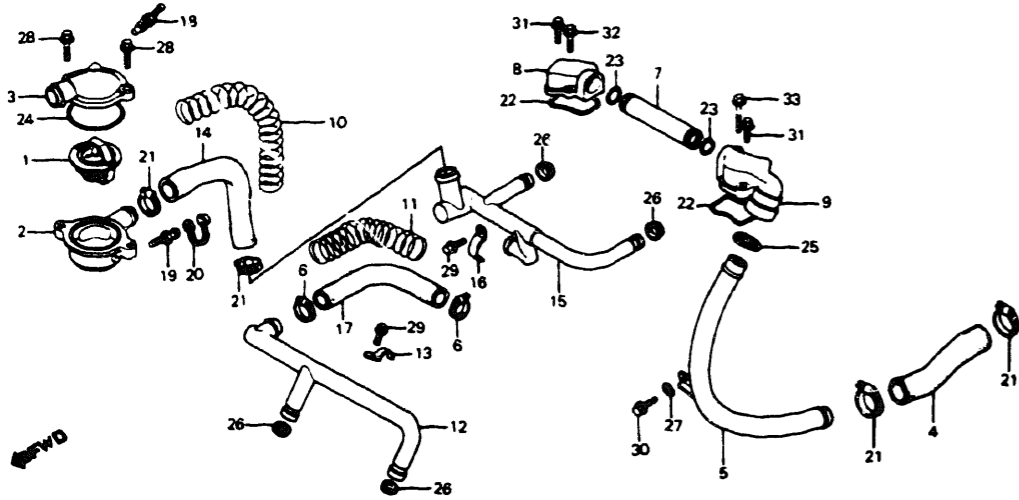
TITLE	GRID
AIR CLEANER	1-F8
ALTERNATOR	1-B9
BATTERY	1-77
BRAKE CALIPER, FR	1-E10
BRAKE MASTER CYLINDER, FR	1-E4
BRAKE PANEL, RR	1-F1
BRAKE PEDAL	1-F11
CABLES	1-E3
CAM CHAIN	1-B5
CAMSHAFT	1-B4
CARBURETOR (ASSY LINK)	1-C11
CARBURETOR (COMP PARTS)	1-C12
CLUTCH	1-B7
CLUTCH MASTER CYLINDER	1-E5
CONTROL LEVERS	1-E4
CRANKCASE COVER, L	1-B10
CRANKCASE COVER, R	1-B6
CRANKSHAFT	1-C2
CROSS SHAFT	1-C8
CYLINDER BLOCK	1-C1
CYLINDER HEAD (FRONT)	1-B1
CYLINDER HEAD (REAR)	1-B3
CYLINDER HEAD COVER	1-B1
FENDER, FR	1-E8
FENDER, RR	1-G3
FINAL DRIVEN GEAR	1-F2
FOOTPEGS	1-F12
FRAME BODY	1-G9
FUEL PUMP	1-F7
FUEL TANK	1-F3
GASKET KIT A	1-D1
GASKET KIT B	1-D1
GEARSHIFT DRUM	1-C7
GEARSHIFT PEDAL	1-F11
HANDLEBAR	1-E6
HEADLIGHT	1-E1
HORN	1-E7
IGNITION COIL	1-G7
INSTRUMENTS	1-E2
MAIN STAND	1-G1
MUFFLER	1-F9
OIL FILTER	1-B11
OIL PAN	1-B11
OIL PUMP	1-B11
PISTON	1-C2
PULSER	1-B8
RADIATOR	1-G8
RECTIFIER	1-F5
SEAT	1-F5
SHOCK ABSORBER	1-G3
SHOCK ABSORBER, FR	1-E8
SIDE COVER	1-F5
SIDE STAND	1-G1
SPARK UNIT	1-G3
STARTER MOTOR	1-B11
STARTING CLUTCH	1-B8
STEERING STEM	1-E7
SWINGARM	1-G1
SWITCHES	1-E3
TAILLIGHT	1-G6
TENSIONER	1-B5
THERMOSTAT	1-C8
TOOLS	1-G10
TOP BRIDGE	1-E6
TRANSMISSION	1-C6
TURN SIGNAL	1-G4
VALVE	1-B4
WATER PIPE	1-C8
WATER PUMP	1-B10
WHEEL, FR	1-E12
WHEEL, RR	1-F1
WIRE HARNESS	1-G7

VF750C '82 ENGINE NO.: 4000046 TO 4029232
VF750C '83 ENGINE NO.: 4100013 TO 4124548

GRID NO.

1-C 7

WATER PIPE • THERMOSTAT



VF750C 82 VF750C 83		VF750C	VF750C	BLOCK NO. E-16	
REF NO	DESCRIPTION	2	3	SERIAL NUMBER FROM TO	HONDA CODE
18	SENDING UNIT, WATER TEMPERATURE	2	3	-----	1 37750-PC1-004 1130780
19	SCREW, BLEEDER	2	3	-----	1 43352-568-003 0505735
20	CAP, BLEEDER	2	3	-----	1 43353-461-771 0954230
21	CLAMP, WATER HOSE	2	-	-----	4 50228-MB0-000 1243328
	CLAMP A, WATER HOSE	-	3	-----	4 19513-MB0-770 1290683
22	GASKET, CONNECTING CAP	2	3	-----	2 91301-MB0-000 1243880
23	O-RING, 18.3X2.3	2	3	-----	2 91301-147-023 1005453
24	O-RING, 54X2	2	3	-----	1 91307-MB0-003 1260827
25	SEAL, WATER PIPE	2	-	-----	1 91302-415-003 1272079
	SEAL, WATER PIPE	-	3	4123466	1 91302-415-003 1272079
	SEAL, WATER PIPE	2	-	-----	1 91315-MB0-003 1260884
	SEAL, WATER PIPE	-	3	4123467	1 91315-MB0-013 1435239
26	SEAL A, WATER PIPE	2	-	-----	4 91335-MB0-003 1260892
		-	3	4103397	4 91335-MB0-003 1260892
	O RING, 13X2.5	2	-	-----	4 91335-567-000 0422428
		-	3	4103397	4 91335-567-000 0422428
	O-RING, 13.8X2.5	-	3	4114209	4 91335-567-000 0422428
	O-RING, 13.8X2.5	-	3	4103398 4114208	4 91303-MG7-003 2995447
		-	3	4103398 4114208	4 91303-377-000 0499525
	O-RING, 13.8X2.5	-	3	4103398 4114208	4 91303-426-000 1113372
27	WASHER, PLAIN, 6MM	2	3	-----	1 94101-06000 0059071
	WASHER, PLAIN, 6MM	2	3	-----	1 94101-06080 3136074
	WASHER, PLAIN, 6MM	2	3	-----	1 94101-06800 0345900
28	BOLT, FLANGE, 6X22	2	3	-----	2 95700-06022-00 0483925
	BOLT, FLANGE, 6X22	2	3	-----	2 95701-06022-00 2105823
29	BOLT, FLANGE, 6X14	2	3	-----	2 96000-06014-00 0782854
	BOLT, FLANGE, 6X40	2	3	-----	2 96001-06014-00 2154672
30	BOLT, FLANGE, 6X16	2	3	-----	1 96000-06016-00 1113687
	BOLT, FLANGE, 6X16	2	3	-----	1 96001-06016-00 2105955
31	BOLT, FLANGE, 6X22	2	-	-----	2 96000-06022-00 0811034
	BOLT, FLANGE, 6X22	2	-	-----	2 96001-06022-00 2112191
	BOLT, FLANGE, 6X22	-	3	4119912	2 90031-MB0-000 1496223
	BOLT, FLANGE, 6X22	-	3	4119911	2 96000-06022-07 1292234
	BOLT, FLANGE, 6X22	-	3	4119911	2 96001-06022-07 2105971
32	BOLT, FLANGE, 6X25	2	-	-----	1 96000-06025-00 0782862
	BOLT, FLANGE, 6X25	2	-	-----	1 96001-06025-00 2105989
	BOLT, FLANGE, 6X25	-	3	4119912	1 90032-MB0-000 1496231
	BOLT, FLANGE, 6X25	-	3	4119911	1 96000-06025-07 1251941
33	BOLT, FLANGE, 6X35	2	-	-----	1 96000-06035-00 0799080
	BOLT, FLANGE, 6X35	2	-	-----	1 96001-06035-00 2112209
	BOLT, FLANGE, 6X35	-	3	4119912	1 90033-MB0-000 1486729

CONTENTS

TITLE	GRID
AIR CLEANER	1-F8
ALTERNATOR	1-B9
BATTERY	1-F7
BRAKE CALIPER FR	1-E10
BRAKE MASTER CYLINDER FR	1-E4
BRAKE PANEL RR	1-F1
BRAKE PEDAL	1-F11
CABLES	1-E3
CAM CHAIN	1-B5
CAMSHAFT	1-B4
CARBURETOR (ASSY LINK)	1-C11
CARBURETOR (COMP PARTS)	1-C12
CLUTCH	1-B7
CLUTCH MASTER CYLINDER	1-E5
CONTROL LEVERS	1-E4
CRANKCASE COVER L	1-B10
CRANKCASE COVER R	1-B6
CRANKSHAFT	1-C2
CROSS SHAFT	1-C9
CYLINDER BLOCK (FRONT)	1-B1
CYLINDER HEAD (FRONT)	1-B1
CYLINDER HEAD (REAR)	1-B3
CYLINDER HEAD COVER	1-B1
FENDER FR	1-E8
FENDER RR	1-G3
FINAL DRIVEN GEAR	1-F2
FOOTPEGS	1-F12
FRAME BODY	1-G9
FUEL PUMP	1-F7
FUEL TANK	1-F3
GASKET KIT A	1-D1
GASKET KIT B	1-D1
GEARSHIFT DRUM	1-C7
GEARSHIFT PEDAL	1-F11
HANDLEBAR	1-E6
HEADLIGHT	1-E1
HORN	1-E7
IGNITION COIL	1-G7
INSTRUMENTS	1-E2
MAIN STAND	1-G1
MUFFLER	1-F9
OIL FILTER	1-B11
OIL PAN	1-B11
OIL PUMP	1-B11
PISTON	1-C2
PULSER	1-B8
RADIATOR	1-G8
RECTIFIER	1-F5
SEAT	1-F5
SHOCK ABSORBER	1-G3
SHOCK ABSORBER FR	1-E8
SIDE COVER	1-F5
SIDE STAND	1-G1
SPARK UNIT	1-G3
STARTER MOTOR	1-B11
STARTING CLUTCH	1-B8
STEERING STEM	1-E7
SWINGARM	1-G1
SWITCHES	1-E3
TAILLIGHT	1-G6
TENSIONER	1-B5
THERMOSTAT	1-C8
TOOLS	1-G10
TOP BRIDGE	1-E6
TRANSMISSION	1-C6
TURN SIGNAL	1-G4
VALVE	1-B4
WATER PIPE	1-C8
WATER PUMP	1-B10
WHEEL FR	1-E12
WHEEL RR	1-F1
WIRE HARNESS	1-G7

REF NO	DESCRIPTION	VF750C	VF750C	QTY	PART NUMBER	HONDA CODE
		2	3			
1	THERMOSTAT	2	3	1	19300-MB0-003	1242155
2	CASE, THERMOSTAT	2	3	1	19311-MB1-000	1245646
3	COVER, THERMOSTAT	2	-	1	19315-MB1-000	1245653
	COVER, THERMOSTAT	-	3	1	19315-MB0-770	1316595
4	HOSE, CONNECTING	2	3	1	19502-MB0-000	1242189
5	PIPE, WATER OUTLET CONNECTING	2	3	1	19504-MB0-000	1242197
6	CLAMP, WATER HOSE	2	-	2	19506-KA4-000	1039635
	CLAMP B, WATER HOSE	-	3	2	19514-MB0-770	1290691
7	PIPE, CONNECTING	2	3	1	19507-MB0-000	1242205
8	CAP A, CONNECTING PIPE	2	3	1	19508-MB0-000	1242213
9	CAP B, CONNECTING PIPE	2	3	1	19509-MB0-000	1242221
10	WIRE A, GUARD	2	3	1	19511-MB1-000	1245661
11	WIRE B, GUARD	2	3	1	19512-MB0-000	1242239
12	PIPE A, WATER	2	3	1	19520-MB0-000	1242247
13	CLAMP A, WATER PIPE	2	3	1	19524-MB0-000	1242254
14	HOSE, WATER	2	3	1	19526-MB1-000	1245679
15	PIPE B, WATER	2	3	1	19530-MB0-000	1242270
16	CLAMP B, WATER PIPE	2	3	1	19534-MB0-000	1242288
17	HOSE B, WATER	2	3	1	19536-MB0-000	1242296

40

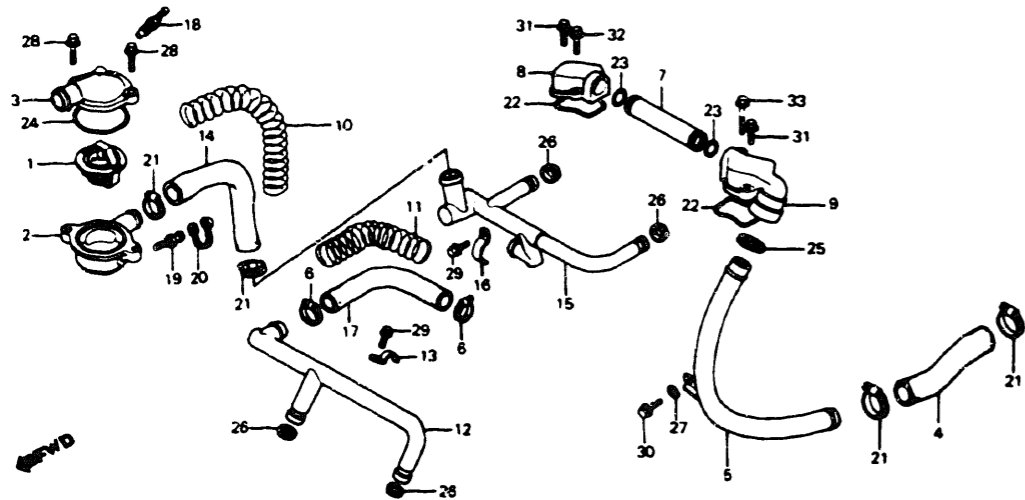
VF750C 82 ENGINE NO. 4000046 TO 4029232
 VF750C 83 ENGINE NO. 4100013 TO 4124548

1-C 8

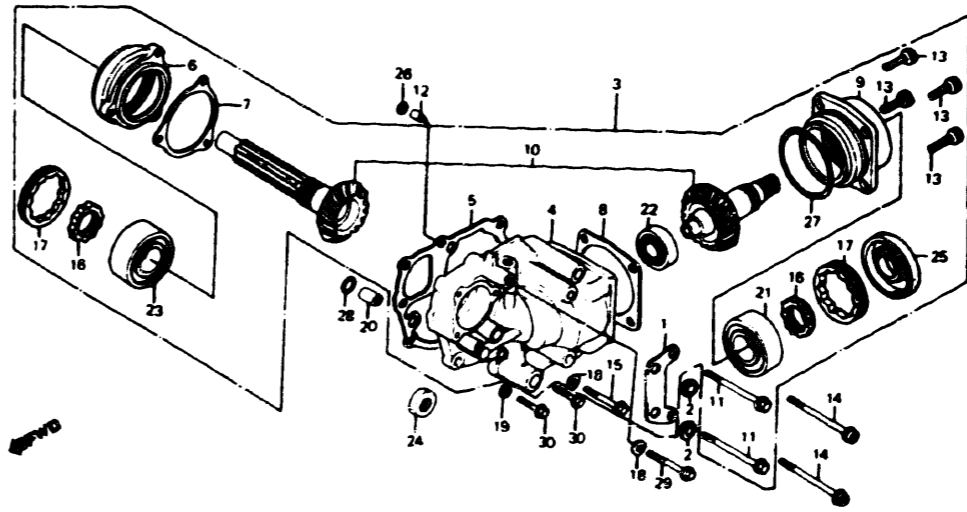
GRID NO.

1-C 8

WATER PIPE • THERMOSTAT



CROSS SHAFT



CONTENTS

TITLE	GRID
AIR CLEANER	1-F8
ALTERNATOR	1-B9
BATTERY	1-F7
BRAKE CALIPER, FR	1-E10
BRAKE MASTER CYLINDER, FR	1-E4
BRAKE PANEL, RR	1-F1
BRAKE PEDAL	1-F11
CABLES	1-E3
CAM CHAIN	1-B5
CANSHAFT	1-B4
CARBURETOR (ASSY LINK)	1-C11
CARBURETOR (COMP PARTS)	1-C12
CLUTCH	1-B7
CLUTCH MASTER CYLINDER	1-E5
CONTROL LEVERS	1-E4
CRANKCASE COVER L	1-B10
CRANKCASE COVER R	1-B6
CRANKSHAFT	1-C2
CROSS SHAFT	1-C9
CYLINDER BLOCK	1-C1
CYLINDER HEAD (FRONT)	1-B1
CYLINDER HEAD (REAR)	1-B3
CYLINDER HEAD COVER	1-B1
FENDER, FR	1-E8
FENDER, RR	1-G3
FINAL DRIVEN GEAR	1-F2
FOOTPEGS	1-F12
FRAME BODY	1-G9
FUEL PUMP	1-F7
FUEL TANK	1-F3
GASKET KIT A	1-D1
GASKET KIT B	1-D1
GEARSHIFT DRUM	1-C7
GEARSHIFT PEDAL	1-F11
HANDLEBAR	1-E6
HEADLIGHT	1-E1
HORN	1-E7
IGNITION COIL	1-G7
INSTRUMENTS	1-E2
MAIN STAND	1-G1
BUFFER	1-F9
OIL FILTER	1-B11
OIL PAN	1-B11
OIL PUMP	1-B1
PISTON	1-C2
PULSER	1-B8
RADIATOR	1-G8
RECTIFIER	1-F5
SEAT	1-F5
SHOCK ABSORBER	1-G3
SHOCK ABSORBER, FR	1-E8
SIDE COVER	1-F5
SIDE STAND	1-G1
SPARK UNIT	1-G3
STARTER MOTOR	1-B11
STARTING CLUTCH	1-B8
STEERING STEM	1-E7
SWINGARM	1-G1
SWITCHES	1-E3
TAILLIGHT	1-G6
TENSIONER	1-B5
THERMOSTAT	1-C8
TOOLS	1-G10
TOP BRIDGE	1-E6
TRANSMISSION	1-C6
TURN SIGNAL	1-G4
VALVE	1-B4
WATER PIPE	1-C8
WATER PUMP	1-B10
WHEEL, FR	1-E12
WHEEL, RR	1-F1
WIRE HARNESS	1-G7

REF NO	DESCRIPTION	VF750C		SERIAL NUMBER FROM TO	QTY REQ	PART NUMBER	HONDA CODE
		82	83				
33	BOLT, FLANGE, 6X35	-	3	4119911	1	96000-06035-07	0807362
	BOLT, FLANGE, 6X35	-	3	4119911	1	96001-06035-07	2533891

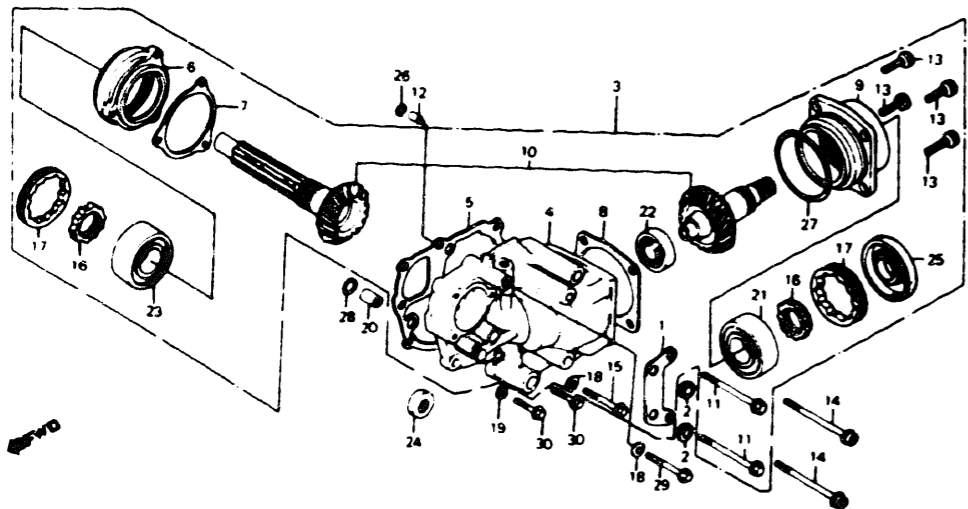
REF NO	DESCRIPTION	VF750C		SERIAL NUMBER FROM TO	QTY REQ	PART NUMBER	HONDA CODE
		82	83				
1	STAY, RR COVER	2	3	-----	1	11342-MBO-000	1240829
2	GROMMET B, RR COVER	2	3	-----	2	11345-MBO-000	1240852
3	CASE ASSY, SIDE GEAR	2	-	-----	1	21100-MBO-000	1242304
	CASE ASSY, SIDE GEAR	2	-	-----	1	21100-MBO-870	1723097
	CASE ASSY, SIDE GEAR	-	3	-----	1	21100-MBO-770	1290725
4	CASE COMP, SIDE GEAR	2	3	-----	1	21200-MBO-000	1242312
5	GASKET, SIDE GEAR CASE	2	3	-----	1	21291-MBO-770	1290758
	GASKET, SIDE GEAR CASE (0.3)	2	-	-----	1	21293-MBO-000	1242320
	GASKET, SIDE GEAR CASE (0.4)	2	-	-----	1	21294-MBO-000	1242338
	GASKET, SIDE GEAR CASE (0.5)	2	-	-----	1	21295-MBO-000	1242346
	GASKET, SIDE GEAR CASE (0.6)	2	-	-----	1	21296-MBO-000	1242353
	GASKET, SIDE GEAR CASE (0.7)	2	-	-----	1	21297-MBO-000	1242361
	GASKET, SIDE GEAR CASE (0.8)	2	-	-----	1	21298-MBO-000	1242379
6	HOLDER, COUNTERSHAFT BEARING	2	3	-----	1	21301-MBO-000	1245687
7	SHIM, COUNTERSHAFT (0.04)	2	-	-----	N	21311-MBO-000	1242395
	SHIM, COUNTERSHAFT (0.20)	2	-	-----	N	21312-MBO-000	1242403
	SHIM, COUNTERSHAFT (0.25)	2	-	-----	N	21313-MBO-000	1242411
	SHIM, COUNTERSHAFT (0.30)	2	-	-----	N	21314-MBO-000	1242429
	SHIM, COUNTERSHAFT (0.35)	2	-	-----	N	21315-MBO-000	1242437
	SHIM, COUNTERSHAFT (0.40)	2	-	-----	N	21316-MBO-000	1242445

VF750C 82 ENGINE NO. 4000046 TO 4029232
 VF750C 83 ENGINE NO. 4100013 TO 4124548

GRID NO.

1-C 9

CROSS SHAFT



VF750C 82 VF750C 83		VF750C 82	VF750C 83	G38-MB0 18		BLOCK NO. E-17	
REF NO	DESCRIPTION	2	3	QTY REQ	PART NUMBER	HONDA CODE	
7	SHIM COUNTERSHAFT (0 40)	-	3	N	21321-MB0-770	1290824	
	SHIM COUNTERSHAFT (0 45)	-	3	N	21322-MB0-770	1290832	
	SHIM COUNTERSHAFT (0 50)	-	3	N	21323-MB0-770	1290857	
	SHIM COUNTERSHAFT (0 55)	-	3	N	21324-MB0-770	1290865	
	SHIM COUNTERSHAFT (0 60)	-	3	N	21325-MB0-770	1290881	
8	SHIM CROSS SHAFT (0 04)	2	-	N	21341-MB0-000	1242452	
	SHIM CROSS SHAFT (0 20)	2	-	N	21342-MB0-000	1242460	
	SHIM CROSS SHAFT (0 25)	2	-	N	21343-MB0-000	1242478	
	SHIM CROSS SHAFT (0 30)	2	-	N	21344-MB0-000	1242486	
	SHIM CROSS SHAFT (0 35)	2	-	N	21345-MB0-000	1242494	
	SHIM CROSS SHAFT (0 40)	2	-	N	21346-MB0-000	1242502	
	SHIM CROSS SHAFT (0 40)	-	3	N	21381-MB0-770	1290907	
	SHIM CROSS SHAFT (0 45)	-	3	N	21382-MB0-770	1290931	
	SHIM CROSS SHAFT (0 50)	-	3	N	21383-MB0-770	1290949	
	SHIM CROSS SHAFT (0 55)	-	3	N	21384-MB0-770	1290956	
	SHIM CROSS SHAFT (0 80)	-	3	N	21385-MB0-770	1290980	
9	HOLDER CROSS SHAFT BEARING	2	3	1	21371-MB0-000	1242510	
10	SHAFT SET CROSS	2	-	1	23200-MB0-000	1242668	
	SHAFT SET CROSS	-	3	1	23200-MB0-870	1723105	
11	BOLT UBS 8X100	2	3	2	90704-422-000	069C037	

VF750C 82 VF750C 83		VF750C 82	VF750C 83	SERIAL NUMBER FROM TO		QTY REQ	PART NUMBER	HONDA CODE	BLOCK NO. E-17
12	ORIFICE, OIL CONTROL	2	3	-----	-----	1	90049-MB0-000	1243484	
13	BOLT, SOCKET, 8X22	2	3	-----	-----	4	90061-MB0-000	1243500	
14	BOLT, FLANGE SOCKET, 8X85	2	3	-----	-----	2	90062-MB0-000	1243518	
15	BOLT, UBS, 8X80	2	3	-----	-----	1	90063-MB0-003	1243528	
16	NUT, LOCK, 30MM	2	3	-----	-----	2	90241-MB0-000	1243559	
17	NUT, LOCK, 64MM	2	3	-----	-----	2	90242-MB0-000	1243567	
18	WASHER, SEALING, 8MM	2	3	-----	-----	2	90442-MB0-000	1243617	
19	WASHER A, SEALING, 6MM	2	3	-----	-----	1	90443-035-000	0070987	
20	ORIFICE, PIN, 10X16	2	3	-----	-----	1	90703-MB0-000	1243732	
21	BEARING, BALL, 5206	2	3	-----	-----	1	91008-300-008	0315358	
22	BEARING, BALL, 6303	2	3	-----	-----	1	91011-MB0-003	1243757	
	BEARING, BALL, 6303	2	3	-----	-----	1	91011-MB0-004	1243765	
23	BEARING, RADIAL BALL, 5206	2	3	-----	-----	1	91012-MB0-003	1243773	
24	OIL SEAL, 8X25X8	2	-	-----	-----	1	91204-MB0-000	1243856	
	OIL SEAL, 8X25X8	2	3	-----	-----	1	91204-MB0-003	1331099	
	OIL SEAL, 8X25X8	2	3	-----	-----	1	91204-MB0-013	2952943	
25	OIL SEAL, 25X66X8 5	2	-	-----	-----	1	91205-MB0-000	1243864	
	OIL SEAL, 25X66X8 5	2	3	-----	-----	1	91205-MB0-771	1312776	
	OIL SEAL, 25X66X8 5	2	3	-----	-----	1	91205-MG7-003	1562446	
26	O-RING, 5 7X2 2 (ARAI)	2	3	-----	-----	1	91308-MB0-003	1260835	
27	O-RING, 70X3	2	3	-----	-----	1	91314-300-000	0483826	
28	O-RING, 9 8X2 4	2	3	-----	-----	1	91305-422-000	0888986	
	O-RING, 9 8X2 4	2	3	-----	-----	1	91352-425-003	1216142	
	O-RING, 9 8X2 4	2	3	-----	-----	1	91352-526-000	0891345	
29	BOLT, FLANGE, 8X65	2	3	-----	-----	1	95700-08065-00	0871230	
	BOLT, FLANGE, 8X65	2	3	-----	-----	1	95701-08065-00	2529113	
30	BOLT, FLANGE, 6X28	2	3	-----	-----	2	96000-06028-00	0799072	
	BOLT, FLANGE, 6X28	2	3	-----	-----	2	96001-06028-00	2106003	

CONTENTS

TITLE	GRID
AIR CLEANER	1-F8
ALTERNATOR	1-B9
BATTERY	1-F7
BRAKE CALIPER FR	1-E10
BRAKE MASTER CYLINDER FR	1-E4
BRAKE PANEL RR	1-F1
BRAKE PEDAL	1-F11
CABLES	1-E3
CAM CHAIN	1-B5
CAMSHAFT	1-B4
CARBURETOR (ASSY LINK)	1-C11
CARBURETOR (COMP PARTS)	1-C12
CLUTCH	1-B7
CLUTCH MASTER CYLINDER	1-E5
CONTROL LEVERS	1-E4
CRANKCASE COVER L	1-B10
CRANKCASE COVER R	1-B6
CRANKSHAFT	1-C2
CROSS SHAFT	1-C9
CYLINDER BLOCK	1-C1
CYLINDER HEAD (FRONT)	1-B1
CYLINDER HEAD (REAR)	1-B3
CYLINDER HEAD COVER	1-B1
FENDER FR	1-E8
FENDER RR	1-G3
FINAL DRIVEN GEAR	1-F2
FOOTPEGS	1-F12
FRAME BODY	1-G8
FUEL PUMP	1-F7
FUEL TANK	1-F3
GASKET KIT A	1-D1
GASKET KIT B	1-D1
GEARSHIFT DRUM	1-C7
GEARSHIFT PEDAL	1-F11
HANDLEBAR	1-E6
HEADLIGHT	1-E1
HORN	1-E7
IGNITION COIL	1-G7
INSTRUMENTS	1-E2
MAIN STAND	1-G1
MUFFLER	1-F9
OIL FILTER	1-B11
OIL PAN	1-B11
OIL PUMP	1-B11
PISTON	1-C2
PULSER	1-B8
RADIATOR	1-G8
RECTIFIER	1-F5
SEAT	1-F5
SHOCK ABSORBER	1-G3
SHOCK ABSORBER FR	1-E8
SIDE COVER	1-F5
SIDE STAND	1-G1
SPARK UNIT	1-G3
STARTER MOTOR	1-B11
STARTING CLUTCH	1-B8
STEERING STEM	1-E7
SWINGARM	1-G1
SWITCHES	1-E3
TAILLIGHT	1-G8
TENSIONER	1-B5
THERMOSTAT	1-C8
TOOLS	1-G10
TOP BRIDGE	1-E8
TRANSMISSION	1-C6
TURN SIGNAL	1-G4
VALVE	1-B4
WATER PIPE	1-C8
WATER PUMP	1-B10
WHEEL FR	1-E12
WHEEL RR	1-F1
WIRE HARNESS	1-G7

GRID NO.

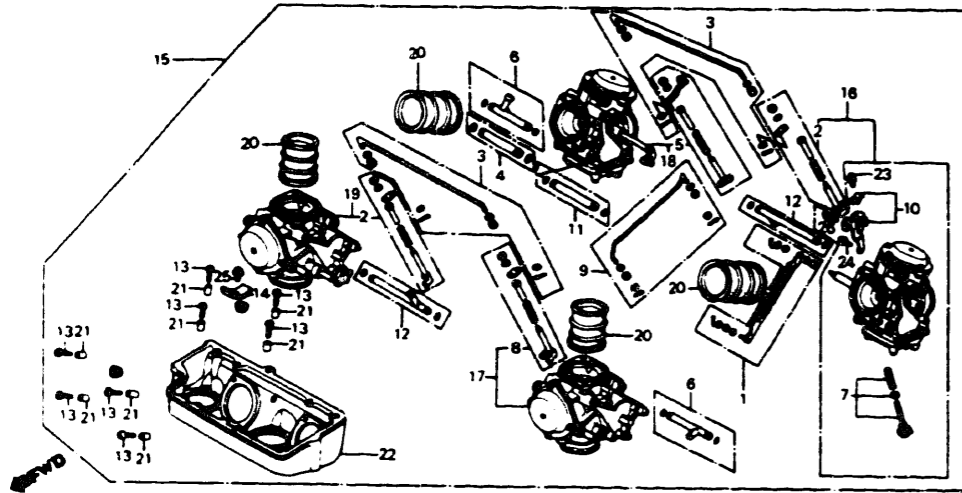
1-C 10

44
VF750C 82 ENGINE NO 4000046 TO 4029232
VF750C 83 ENGINE NO 4100013 TO 4124548

1-C 10

45

CARBURETOR (ASSY. LINK)



VF750C 82 VF750C 83		VF750C 82	VF750C 83	G38-M80-54		BLOCK NO. E-18	
REF NO	DESCRIPTION	2	3	QTY REQ	PART NUMBER	HONDA CODE	
1	LEVER SET A LINK	2	-	1	16017-MB0-671	1241785	
	LEVER SET A LINK	-	3	1	16017-MB0-672	1435247	
2	LINK SET A STARTER	2	3	2	16018-MB0-671	1241793	
	LINK SET A STARTER	2	3	2	16018-MK3-771	2536555	
3	ROD SET A STARTER LINK	2	3	2	16019-MB0-671	1241801	
4	JOINT SET C FUEL	-	3	1	16022-MB1-771	1313964	
5	LINK SET B STARTER	2	3	1	16025-MB0-671	1241819	
6	JOINT SET A FUEL	2	3	2	16026-MB0-671	1241827	
7	SCREW SET B	2	3	1	16028-KR3-671	2039949	
	SCREW SET B	2	3	1	16028-MB0-671	1241835	
8	LINK SET C STARTER	2	3	1	16031-MB0-671	1241850	
9	ROD SET B STARTER LINK	2	3	1	16032-MB0-671	1241868	
10	PLATE SET STAY	2	3	1	16035-MB0-671	1241876	
11	JOINT SET D FUEL	-	3	1	16042-MB1-771	1313972	
12	JOINT SET B FUEL	2	-	2	16047-MB0-671	1241900	
	JOINT SET B FUEL	2	3	2	16047-MB0-771	1384965	
13	SCREW PAN	2	3	8	16080-MB0-671	1241959	
14	PLATE SETTING	2	3	1	16094-MB0-671	1241967	
15	CARBURETOR ASSY	2	-	1	16100-MB1-671	1244102	
	CARBURETOR ASSY	2	-	1	16100-MB1-672	1322882	

VF750C 82 VF750C 83		VF750C 82	VF750C 83	SERIAL NUMBER FROM TO		QTY REQ	PART NUMBER	HONDA CODE
15	CARBURETOR ASSY.	-	3	-	-	1	16100-MB1-771	1289487
16	CARBURETOR ASSY. 1	2	-	-	-	1	16101-MB1-671	1244110
	CARBURETOR ASSY. 1	-	3	-	-	1	16101-MB1-771	1313980
17	CARBURETOR ASSY. 2	2	-	-	-	1	16102-MB1-671	1244128
	CARBURETOR ASSY. 2	-	3	-	-	1	16102-MB1-771	1313998
18	CARBURETOR ASSY. 3	2	-	-	-	1	16103-MB1-671	1244126
	CARBURETOR ASSY. 3	-	3	-	-	1	16103-MB1-771	1314012
19	CARBURETOR ASSY. 4	2	-	-	-	1	16104-MB1-671	1244144
	CARBURETOR ASSY. 4	-	3	-	-	1	16104-MB1-771	1314020
20	FUNNEL, AIR	2	-	-	-	4	16141-MB0-671	1242056
	FUNNEL, AIR	2	3	-	-	4	16141-MB0-672	1317064
21	PIN, KNOCK	2	3	-	-	8	16178-MB0-671	1244177
22	BASE, AIR CLEANER	2	3	-	-	1	16188-MB0-871	2441095
	BASE, AIR CLEANER	2	-	-	-	1	16188-MB1-671	1244185
	BASE, AIR CLEANER	2	3	-	-	1	16188-MB1-672	1442201
23	SCREW-WASHER, 4X10	2	3	-	-	1	93892-04010-00	0962985
24	SCREW-WASHER, 4X14	2	3	-	-	1	93892-04014-00	0892046
25	SCREW-WASHER, 5X8	2	3	-	-	1	93892-05008-08	0791335
26	SCREW-WASHER, 5X12	2	3	-	-	1	93892-05012-00	0891808

CONTENTS

TITLE	GRID
AIR CLEANER	1-F8
ALTERNATOR	1-B9
BATTERY	1-F7
BRAKE CALIPER, FR	1-E10
BRAKE MASTER CYLINDER, FR	1-E4
BRAKE PANEL, RR	1-F1
BRAKE PEDAL	1-F11
CABLES	1-E3
CAM CHAIN	1-B5
CAMSHAFT	1-B4
CARBURETOR (ASSY LINK)	1-C11
CARBURETOR (COMP PARTS)	1-C12
CLUTCH	1-B7
CLUTCH MASTER CYLINDER	1-E5
CONTROL LEVERS	1-E4
CRANKCASE COVER L	1-B10
CRANKCASE COVER R	1-B6
CRANKSHAFT	1-C2
CROSS SHAFT	1-C9
CYLINDER BLOCK	1-C1
CYLINDER HEAD (FRONT)	1-B1
CYLINDER HEAD (REAR)	1-B3
CYLINDER HEAD COVER	1-B1
FENDER, FR	1-E8
FENDER, RR	1-G3
FINAL DRIVEN GEAR	1-F2
FOOTPEGS	1-F12
FRAME BODY	1-G9
FUEL PUMP	1-F7
FUEL TANK	1-F3
GASKET KIT A	1-D1
GASKET KIT B	1-D1
GEARSHIFT DRUM	1-C7
GEARSHIFT PEDAL	1-F11
HANDLEBAR	1-E6
HEADLIGHT	1-E1
HORN	1-E7
IGNITION COIL	1-G7
INSTRUMENTS	1-E2
MAIN STAND	1-G1
MUFFLER	1-F9
OIL FILTER	1-B11
OIL PAN	1-B11
OIL PUMP	1-B11
PISTON	1-C2
PULSER	1-B8
RADIATOR	1-G8
RECTIFIER	1-F5
SEAT	1-F5
SHOCK ABSORBER	1-G3
SHOCK ABSORBER FR	1-E8
SIDE COVER	1-F5
SIDE STAND	1-G1
SPARK UNIT	1-G3
STARTER MOTOR	1-B11
STARTING CLUTCH	1-B8
STEERING STEM	1-E7
SWINGARM	1-G1
SWITCHES	1-E3
TAILLIGHT	1-G6
TENSICHER	1-B5
THERMOSTAT	1-C8
TOOLS	1-G10
TOP BRIDGE	1-E6
TRANSMISSION	1-C6
TURN SIGNAL	1-G4
VALVE	1-B4
WATER PIPE	1-C8
WATER PUMP	1-B10
WHEEL, FR	1-E12
WHEEL, RR	1-F1
WIRE HARNESS	1-G7

46
VF750C 82 ENGINE NO 4000046 TO 4029232
VF750C 83 ENGINE NO 4100013 TO 4124548

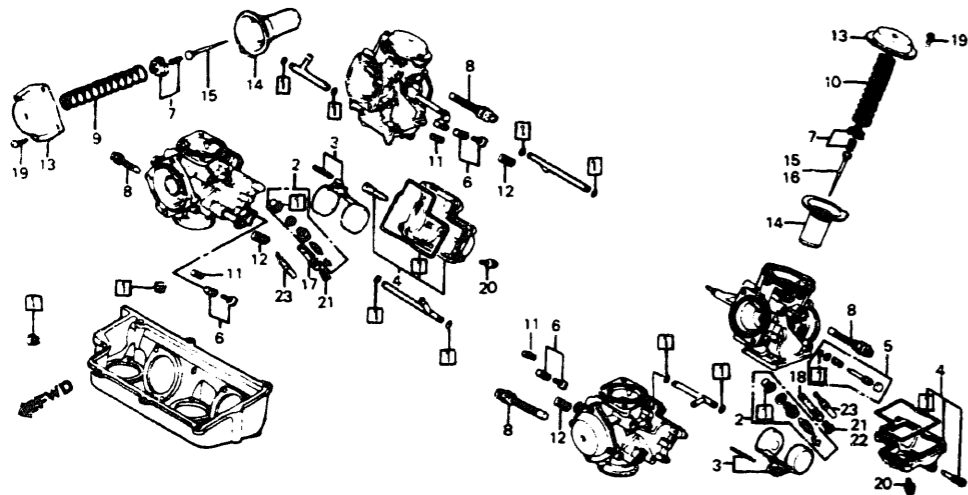
1-C 11

47

GRID NO.

1-C 11

CARBURETOR (COMP. PARTS)



VF750C 82 VF750C 83		V F 7 5 0 C	V F 7 5 0 C	G38-BM80-37		BLOCK NO. E-18-1	
REF NO	DESCRIPTION	SERIAL NUMBER		QTY	PART NUMBER	HONDA CODE	
		FROM	TO				
1	GASKET SET	2	3	4	16010-MB0-671	1241736	
	GASKET SET	2	3	4	16010-MB0-671	3516416	
2	VALVE SET, FLOAT	2	3	4	16011-MB0-671	1241744	
	VALVE SET, FLOAT	2	3	4	16011-MR6-671	2825776	
3	FLOAT SET	2	3	4	16013-MB0-671	1241751	
4	CHAMBER SET, FLOAT	2	3	4	16015-MB0-671	1241769	
5	SCREW SET A	2	3	4	16016-MB0-671	1241777	
	SCREW SET A	-	3	4	16016-MB1-771	1313956	
	SCREW SET A	-	3	4	16016-ME9-004	1373703	
	SCREW SET A	-	3	4	16016-ME9-671	1395623	
6	SCREW SET C	2	3	3	16029-MB0-671	1241843	
7	PLATE SET, VALVE	2	3	4	16037-MB0-671	1241884	
8	VALVE SET, STARTER	2	3	4	16046-MA6-003	1241892	
9	SPRING, FR. VACUUM PISTON	2	3	2	16050-MB0-671	1241918	
10	SPRING, RR. VACUUM PISTON	2	3	2	16051-MB0-671	1241926	
11	SPRING	2	3	3	16052-MB0-671	1241934	
12	SPRING	2	3	3	16053-MB0-671	1241942	
13	TOP COMP	2	3	4	16107-MB0-671	1242023	
	TOP COMP	2	3	4	16108-ME5-671	1365378	
14	PISTON COMP., VACUUM	2	-	4	16111-MB1-671	1244151	

VF750C 82 VF750C 83		V F 7 5 0 C	V F 7 5 0 C	BLOCK NO. E-18-1		
REF NO	DESCRIPTION	SERIAL NUMBER		QTY	PART NUMBER	HONDA CODE
		FROM	TO			
14	PISTON COMP., VACUUM	2	3	4	16111-MB1-771	1314038
15	NEEDLE, FR. JET	2	-	4	16131-MB1-671	1244169
	NEEDLE, FR. JET	-	3	2	16131-MB1-771	1314046
16	NEEDLE, RR. JET	-	3	2	16151-MB1-771	1314053
17	HOLDER, FR. JET NEEDLE	2	-	2	16165-MB0-671	1242072
	HOLDER, FR. JET NEEDLE	-	3	2	16165-MB1-771	1314081
18	HOLDER, RR. JET NEEDLE	2	3	2	16167-MB0-671	1242080
19	SCREW, PAN, 4X10	2	3	16	93500-04010-0A	0188359
20	SCREW-WASHER, 4X14	2	3	16	93892-04014-00	0692046
21	JET, MAIN, #128	2	-	4	99101-393-1280	1224104
	JET, MAIN, #138	-	3	2	99101-393-1380	0934349
	JET, SECONDARY MAIN, #123	-	3	2	99102-393-1280	1237478
	JET, SECONDARY MAIN, #138	-	3	2	99102-393-1380	1194356
22	JET, MAIN, #132	-	3	2	99101-393-1320	0934323
23	JET, SLOW, #38	2	-	4	99103-437-0380	1244029
	JET, SLOW, #40	-	3	4	99103-437-0400	1317106

CONTENTS

TITLE	GRID
AIR CLEANER	1-F8
ALTERNATOR	1-P5
BATTERY	1-F7
BRAKE CALIPER, FR.	1-E10
BRAKE MASTER CYLINDER, FR.	1-E4
BRAKE PANEL, RR.	1-F1
BRAKE PEDAL	1-F11
CABLES	1-F3
CAM CHAIN	1-B5
CAMSHAFT	1-B4
CARBURETOR (ASSY. LINK)	1-C11
CARBURETOR (COMP. PARTS)	1-C12
CLUTCH	1-B7
CLUTCH MASTER CYLINDER	1-E5
CONTROL LEVERS	1-E4
CRANKCASE COVER, L.	1-B10
CRANKCASE COVER, R.	1-B6
CRANKSHAFT	1-C2
CROSS SHAFT	1-C9
CYLINDER BLOCK (FRONT)	1-C1
CYLINDER HEAD (FRONT)	1-B1
CYLINDER HEAD (REAR)	1-B3
CYLINDER HEAD COVER	1-B1
FENDER, FR.	1-E8
FENDER, RR.	1-G3
FINAL DRIVEN GEAR	1-F2
FOOTPEGS	1-F12
FRAME BODY	1-G9
FUEL PUMP	1-F7
FUEL TANK	1-F3
GASKET KIT A	1-D1
GASKET KIT B	1-D1
GEARSHIFT DRUM	1-C7
GEARSHIFT PEDAL	1-F11
HANDLEBAR	1-E6
HEADLIGHT	1-E1
HORN	1-E7
IGNITION COIL	1-G7
INSTRUMENTS	1-E2
MAIN STAND	1-G1
MUFFLER	1-F9
OIL FILTER	1-B11
OIL PAN	1-B11
OIL PUMP	1-B11
PISTON	1-C2
PULSER	1-B8
RADIATOR	1-G8
RECTIFIER	1-F5
SEAT	1-F5
SHOCK ABSORBER	1-G3
SHOCK ABSORBER, FR.	1-E8
SIDE COVER	1-F5
SIDE STAND	1-G1
SPARK UNIT	1-G3
STARTER MOTOR	1-B11
STARTING CLUTCH	1-B8
STEERING STEM	1-E7
SWINGARM	1-G1
SWITCHES	1-E3
TAILLIGHT	1-G6
TENSIONER	1-B5
THERMOSTAT	1-C8
TOOLS	1-G10
TOP BRIDGE	1-E6
TRANSMISSION	1-C6
TURN SIGNAL	1-G4
VALVE	1-B4
WATER PIPE	1-C8
WATER PUMP	1-B10
WHEEL, FR.	1-E12
WHEEL, RR.	1-F1
WIRE HARNESS	1-G7

GRID NO.

1-C 12

GASKET KIT A

NO ILLUSTRATION

VF750C '82 VF750C '83		V F 7 5 0 C	V F 7 5 0 C	NOILL		BLOCK NO. EOP-1		
REF NO	DESCRIPTION	2	3	SERIAL NUMBER FROM	TO	QTY REQ	PART NUMBER	HONDA CODE
	GASKET KIT A	2	-	-	-	1	061A1-MBO-000	1265875
	GASKET KIT A	2	3	-	-	1	061A1-MBO-770	1442227
1	SEAL, VALVE STEM	2	3	-	-	16	12209-422-005	0688887
2	GASKET, CYLINDER HEAD	2	3	-	-	2	12251-MBO-003	1240977
3	GASKET, HEAD COVER	2	3	-	-	3	12391-MBO-000	1241017
	GASKET, HEAD COVER	2	3	-	-	3	12391-MBO-010	2094035
4	GASKET, EX. PIPE	2	3	-	-	4	18291-216-000	0028241
5	WASHER, OIL BOLT	2	3	-	-	6	90545-300-000	0189902
6	O-RING, 21.5X2	2	3	-	-	8	91310-KE8-003	1425602
	O-RING, 21.6X2	2	-	-	-	8	91310-MBO-003	1251560

GASKET KIT B

NO ILLUSTRATION

VF750C '82 VF750C '83		V F 7 5 0 C	V F 7 5 0 C	NOILL		BLOCK NO. EOP-2		
REF NO	DESCRIPTION	2	3	SERIAL NUMBER FROM	TO	QTY REQ	PART NUMBER	HONDA CODE
	GASKET KIT B	2	-	-	-	1	061B1-MBO-000	1265883
	GASKET KIT B	2	-	-	-	1	061B1-MBO-770	1442235
	GASKET KIT B	-	3	4123897	-	1	061B1-MBO-770	1442235
	GASKET KIT B	2	-	-	-	1	061B1-MBO-771	2066306
	GASKET KIT B	-	3	4123897	-	1	061B1-MBO-771	2066306
	GASKET KIT B	2	3	-	-	1	061B1-MBO-772	1554104
1	GASKET, OIL PAN	2	-	-	-	1	11315-MBO-000	1240795
	GASKET, OIL PAN	-	3	4123897	-	1	11315-MBO-000	1240795
2	GASKET, R. COVER	2	3	-	-	1	11394-MBO-000	1240860
3	GASKET, ALTERNATOR COVER	2	3	-	-	1	11636-MBO-000	1240886
4	GASKET, INDICATOR SWITCH COVER	2	3	-	-	1	11642-MBO-000	1240902
5	GASKET, SIDE GEAR CASE	2	3	-	-	1	21291-MBO-770	1290758
	GASKET, SIDE GEAR CASE (0.3)	2	-	-	-	1	21293-MBO-000	1242320
	GASKET, SIDE GEAR CASE (0.4)	2	-	-	-	1	21294-MBO-000	1242338
	GASKET, SIDE GEAR CASE (0.5)	2	-	-	-	1	21295-MBO-000	1242346
	GASKET, SIDE GEAR CASE (0.6)	2	-	-	-	1	21296-MBO-000	1242353
	GASKET, SIDE GEAR CASE (0.7)	2	-	-	-	1	21297-MBO-000	1242361
	GASKET, SIDE GEAR CASE (0.8)	2	-	-	-	1	21298-MBO-000	1242379

CONTENTS

TITLE	GRID
AIR CLEANER	1-F8
ALTERNATOR	1-B9
BATTERY	1-F7
BRAKE CALIPER, FR.	1-E10
BRAKE MASTER CYLINDER, FR.	1-E4
BRAKE PANEL, RR.	1-F1
BRAKE PEDAL	1-F11
CABLES	1-E3
CAM CHAIN	1-B5
CAMSHAFT	1-B4
CARBURETOR (ASSY. LINK)	1-C11
CARBURETOR (COMP. PARTS)	1-C12
CLUTCH	1-B7
CLUTCH MASTER CYLINDER	1-E5
CONTROL LEVERS	1-E4
CRANKCASE COVER, L	1-B10
CRANKCASE COVER, R	1-B6
CRANKSHAFT	1-C2
CROSS SHAFT	1-C9
CYLINDER BLOCK	1-C1
CYLINDER HEAD (FRONT)	1-B1
CYLINDER HEAD (REAR)	1-B3
CYLINDER HEAD COVER	1-B1
FENDER, FR.	1-E8
FENDER, RR.	1-G3
FINAL DRIVEN GEAR	1-F2
FOOTPEGS	1-F12
FRAME BODY	1-G9
FUEL PUMP	1-F7
FUEL TANK	1-F3
GASKET KIT A	1-D1
GASKET KIT B	1-D1
GEARSHIFT DRUM	1-C7
GEARSHIFT PEDAL	1-F11
HANDLEBAR	1-E6
HEADLIGHT	1-E1
HORN	1-E7
IGNITION COIL	1-G7
INSTRUMENTS	1-E2
MAIN STAND	1-G1
MUFFLER	1-F9
OIL FILTER	1-B11
OIL PAN	1-B11
OIL PUMP	1-B11
PISTON	1-C2
PULSER	1-B8
RADIATOR	1-G8
RECTIFIER	1-F5
SEAT	1-F5
SHOCK ABSORBER	1-G3
SHOCK ABSORBER, FR.	1-E8
SIDE COVER	1-F5
SIDE STAND	1-G1
SPARK UNIT	1-G3
STARTER MOTOR	1-B11
STARTING CLUTCH	1-B8
STEERING STEM	1-E7
SWINGARM	1-G1
SWITCHES	1-E3
TAILLIGHT	1-G6
TENSIONER	1-B5
THERMOSTAT	1-C8
TOOLS	1-G10
TOP BRIDGE	1-E6
TRANSMISSION	1-C6
TURN SIGNAL	1-G4
VALVE	1-B4
WATER PIPE	1-C8
WATER PUMP	1-B10
WHEEL, FR.	1-E12
WHEEL, RR.	1-F1
WIRE HARNESS	1-G7

GRID NO.

1-D 1

GASKET KIT B

NO ILLUSTRATION

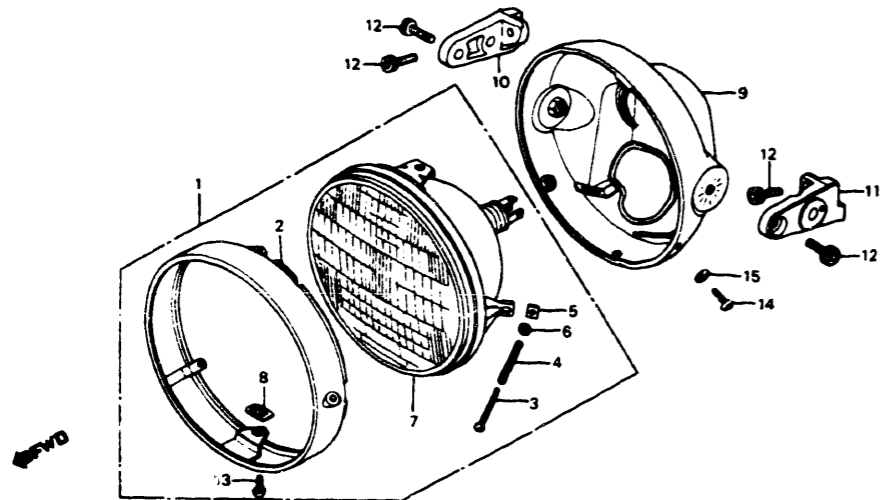
VF750C '82 VF750C '83		V F 7 5 0 C	V F 7 5 0 C	NOILL		BLOCK NO. EOP-2	
REF NO	DESCRIPTION	2	3	SERIAL NUMBER FROM	TO	QTY REQ	HONDA CODE
6	INSULATOR, CLUTCH SLAVE CYLINDER	2	-			1	22862-MB0-000 1242619
	INSULATOR, CLUTCH SLAVE CYLINDER	-	3			1	22862-MB0-770 1291202
7	WASHER, 11MM	2	3			1	90425-300-000 0189795
8	GASKET, CONNECTING CAP	2	3			2	91301-MB0-000 1243880
9	O-RING, 18.3X2.3	2	3			2	91301-147-023 1005453
10	O-RING, 21.5MM	2	3			1	91301-250-000 0035287
	O-RING, 21.5X3.2	2	3			1	91307-425-003 1216126
11	O-RING, 32.95X2.62	2	-			1	91302-MB0-003 1260819
	O-RING, 32.95X2.62	-	3	4123897		1	91302-MB0-003 1260819
	O-RING, 32.95X2.62	2	3			1	91302-MB0-013 1435114
12	O-RING, 54X2	2	3			1	91307-MB0-003 1260827
13	O-RING, 5.7X2.2 (ARAI)	2	3			1	91308-MB0-003 1260835
14	O-RING, 14.6X3.7 (ARAI)	2	3			2	91309-MB0-003 1260843
15	O-RING, 18.5X2.4 (ARAI)	2	3			1	91311-MB0-003 1260850
16	O-RING, 14.7X2.2	2	3			1	91313-MB0-003 1260868
	O-RING, 14.7X2.2	2	3			1	91313-MG7-004 3353620
17	O-RING, 18X2.8	2	3			1	91314-MB0-003 1260876
18	O-RING, 70X3	2	3			1	91314-300-000 0483826

VF750C '82 VF750C '83		V F 7 5 0 C	V F 7 5 0 C	BLOCK NO. EOP-2				
REF NO	DESCRIPTION	2	3	SERIAL NUMBER FROM	TO	QTY REQ	PART NUMBER	HONDA CODE
19	SEAL, WATER PIPE	2	-			1	91302-415-003 1272079	
	SEAL, WATER PIPE	-	3	4123897		1	91302-415-003 1272079	
	SEAL, WATER PIPE	2	-			1	91315-MB0-003 1260884	
	SEAL, WATER PIPE	-	3	4123897		1	91315-MB0-003 1260884	
	SEAL, WATER PIPE	-	3	4123898		1	91315-MB0-013 1435239	
20	SEAL A, WATER PIPE	2	-			4	91335-MB0-003 1260892	
	O RING, 13X2.5	2	-			4	91335-567-000 0422428	
21	O RING, 13X2.5	-	3			4	91335-567-000 0422428	
22	O-RING, 9.8X2.4	2	3			1	91305-422-000 0688986	
	O-RING, 9.8X2.4	2	3			1	91352-425-003 1216142	
	O-RING, 9.8X2.4	2	3			1	91352-526-000 0691345	
23	GASKET, DRAIN PLUG	2	3			1	94109-12000 0171868	

CONTENTS

TITLE	GRID
AIR CLEANER	1-F8
ALTERNATOR	1-B9
BATTERY	1-F7
BRAKE CALIPER, FR	1-E1C
BRAKE MASTER CYLINDER, FR	1-E4
BRAKE PANEL, RR	1-F1
BRAKE PEDAL	1-F11
CABLES	1-E3
CAM CHAIN	1-B5
CAMSHAFT	1-B4
CARBURETOR (ASSY LING)	1-C11
CARBURETOR (COMP PARTS)	1-C12
CLUTCH	1-B7
CLUTCH MASTER CYLINDER	1-E5
CONTROL LEVERS	1-E4
CRANKCASE COVER, L	1-B10
CRANKCASE COVER, R	1-B6
CRANKSHAFT	1-C2
CROSS SHAFT	1-C9
CYLINDER BLOCK	1-C1
CYLINDER HEAD (FRONT)	1-B1
CYLINDER HEAD (REAR)	1-B3
CYLINDER HEAD COVER	1-B1
FENDER, FR	1-E8
FENDER, RR	1-F2
FINAL DRIVEN GEAR	1-F2
FOOTPEGS	1-F12
FRAME BODY	1-G9
FUEL PUMP	1-F7
FUEL TANK	1-F3
GASKET KIT A	1-D1
GASKET KIT B	1-D1
GEARSHIFT DRUM	1-C7
GEARSHIFT PEDAL	1-F11
HANDLEBAR	1-E6
HEADLIGHT	1-E1
HORN	1-E7
IGNITION COIL	1-G7
INSTRUMENTS	1-E2
MAIN STAND	1-G1
MUFFLER	1-F9
OIL FILTER	1-B11
OIL PAN	1-B11
OIL PUMP	1-B11
PISTON	1-C2
PULSER	1-B8
RADIATOR	1-G8
RECTIFIER	1-F5
SEAT	1-F5
SHOCK ABSORBER	1-G3
SHOCK ABSORBER FR	1-E8
SIDE COVER	1-F5
SIDE STAND	1-G1
SPARK UNIT	1-G3
STARTER MOTOR	1-B11
STARTING CLUTCH	1-B8
STEERING STEM	1-E7
SWINGARM	1-G1
SWITCHES	1-E3
TAILLIGHT	1-G6
TENSIONER	1-B5
THERMOSTAT	1-C8
TOOLS	1-G10
TOP BRIDGE	1-E6
TRANSMISSION	1-C6
TURN SIGNAL	1-G4
VALVE	1-B4
WATER PIPE	1-C8
WATER PUMP	1-B10
WHEEL FR	1-E12
WHEEL RR	1-F1
WIRE HARNESS	1-G7

HEADLIGHT



VF750C 82 VF750C 83		VF750C 82	VF750C 83	G38-0001-1		BLOCK NO. F-1		
REF NO	DESCRIPTION	2	3	SERIAL NUMBER FROM	TO	QTY REQ	PART NUMBER	HONDA CODE
1	HEADLIGHT ASSY. (12V 65/45W)	2	3	-----	-----	1	33100-MB1-671	1246305
	HEADLIGHT ASSY. (12V 65/45W)	2	3	-----	-----	1	33100-ME9-671	1413558
	HEADLIGHT ASSY. (12V60/55W)	2	3	-----	-----	1	33100-MF5-751	2008894
2	RIM, HEADLIGHT	2	3	-----	-----	1	33101-MB1-003	1262278
3	SCREW, BEAM ADJUSTING	2	3	-----	-----	1	33103-346-670	0398248
4	SPRING, BEAM ADJUSTING	2	3	-----	-----	1	33107-MB1-671	1246321
5	NUT, BEAM ADJUSTING (STANLEY)	2	3	-----	-----	1	33117-415-003	0668434
6	WASHER, BEAM ADJUSTING	2	3	-----	-----	1	33119-371-003	0406082
7	HEADLIGHT UNIT	2	3	-----	-----	1	33120-MB1-671	1246347
	HEADLIGHT UNIT	2	3	-----	-----	1	33120-ME9-670	1455211
	HEADLIGHT UNIT	2	3	-----	-----	1	33120-MF5-751	2008902
8	NUT, UNIT HOLDER	2	3	-----	-----	2	33128-292-670	0182261
9	CASE, HEADLIGHT	2	3	-----	-----	1	61301-MB1-003	1250000
	CASE, HEADLIGHT	2	3	-----	-----	1	61301-MB1-013	2081446
10	STAY, R. HEADLIGHT	2	3	-----	-----	1	61312-MB1-000	1250042
11	STAY, L. HEADLIGHT	2	3	-----	-----	1	61313-MB1-000	1250059
12	BOLT, SOCKET, 8X16	2	3	-----	-----	4	90109-MB0-000	1250950
	BOLT, SOCKET, 8X16	2	3	-----	-----	4	90157-MB1-000	1251164
13	SCREW, PAN, 5X8	2	3	-----	-----	2	93500-05008-OH	0359422
14	SCREW, PAN, 5X16	2	3	-----	-----	2	93500-05016-OB	0192914

VF750C 82 VF750C 83		VF750C 82	VF750C 83	BLOCK NO. F-1				
REF NO	DESCRIPTION	2	3	SERIAL NUMBER FROM	TO	QTY REQ	PART NUMBER	HONDA CODE
15	WASHER, LOCK, 5MM	2	3	-----	-----	2	94111-05000	0058966

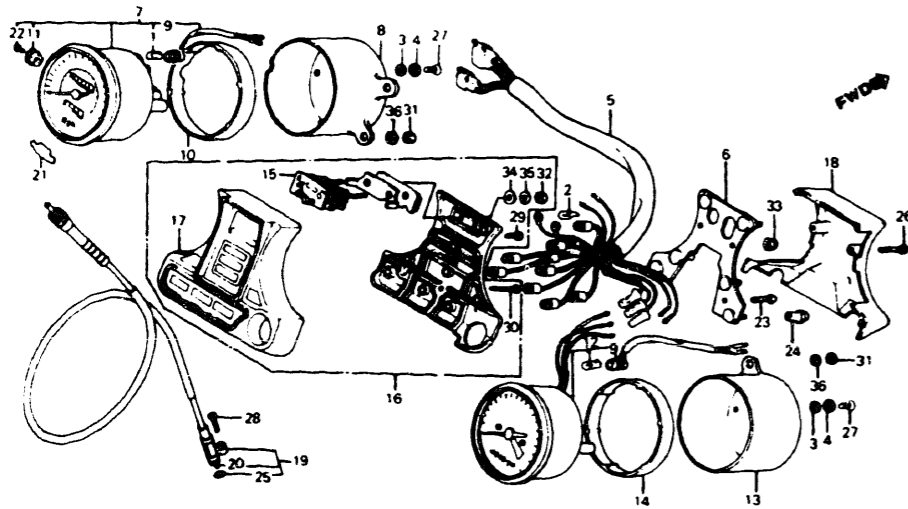
CONTENTS

TITLE	GRID
AIR CLEANER	1-F8
ALTERNATOR	1-B9
BATTERY	1-F7
BRAKE CALIPER, FR.	1-E10
BRAKE MASTER CYLINDER, FR.	1-E4
BRAKE PANEL, RR.	1-F1
BRAKE PEDAL	1-F11
CABLES	1-E3
CAM CHAIN	1-B5
CAMSHAFT	1-B4
CARBURETOR (ASSY. LINK)	1-C11
CARBURETOR (COMP. PARTS)	1-C12
CLUTCH	1-B7
CLUTCH MASTER CYLINDER	1-E5
CONTROL LEVERS	1-E4
CRANKCASE COVER, L.	1-B10
CRANKCASE COVER, R.	1-B6
CRANKSHAFT	1-C2
CROSS SHAFT	1-C9
CYLINDER BLOCK	1-C1
CYLINDER HEAD (FRONT)	1-B1
CYLINDER HEAD (REAR)	1-B3
CYLINDER HEAD COVER	1-B1
FENDER, FR.	1-E8
FENDER, RR.	1-G3
FINAL DRIVEN GEAR	1-F2
FOOTPEGS	1-F12
FRAME BODY	1-G8
FUEL PUMP	1-F7
FUEL TANK	1-F3
GASKET KIT A	1-D1
GASKET KIT B	1-D1
GEARSHIFT DRUM	1-C7
GEARSHIFT PEDAL	1-F11
HANDLEBAR	1-E6
HEADLIGHT	1-E1
HORN	1-E7
IGNITION COIL	1-G7
INSTRUMENTS	1-E2
MAIN STAND	1-G1
MUFFLER	1-F9
OIL FILTER	1-B11
OIL PAN	1-B11
OIL PUMP	1-B11
PISTON	1-C2
PULSER	1-B8
RADIATOR	1-G8
RECTIFIER	1-F5
SEAT	1-F5
SHOCK ABSORBER	1-G3
SHOCK ABSORBER, FR.	1-E8
SIDE COVER	1-F5
SIDE STAND	1-G1
SPARK UNIT	1-G3
STARTER MOTOR	1-B11
STARTING CLUTCH	1-B8
STEERING STEM	1-E7
SWINGARM	1-G1
SWITCHES	1-E3
TAILLIGHT	1-G6
TENSIONER	1-B5
THERMOSTAT	1-C8
TOOLS	1-G10
TOP BRIDGE	1-E6
TRANSMISSION	1-C6
TURN SIGNAL	1-G4
VALVE	1-B4
WATER PIPE	1-C8
WATER PUMP	1-B10
WHEEL, FR.	1-E12
WHEEL, RR.	1-F1
WIRE HARNESS	1-G7

GRID NO.

1-E 1

INSTRUMENTS



CAUTION OR WARNING LABELS MUST BE ORDERED SEPARATELY WHEN APPLICABLE

VF750C '82 VF750C '83	VF750C 8 2	VF750C 8 3	QTY REQ	G38-BMB1-2A BLOCK NO. F-2	PART NUMBER	HONDA CODE
1	2	3	2	34908-GA7-701	1084672	
	2	3	2	37102-567-009	0846436	
	2	3	2	37237-SA5-003	1294925	
	2	3	2	37237-SA5-004	1294966	
2	2	3	10	34908-MB0-003	1260611	
3	2	3	4	37101-MB1-008	1247014	
4	2	3	4	37102-MB1-008	1247022	
5	2	3	1	37105-MB1-671	1442243	
6	2	3	1	37120-MB1-008	1247048	
7	2	-	1	37200-MB1-672	1436963	
	-	3	1	37200-MB1-771	1436625	
8	2	3	1	37202-MB1-008	1247063	
9	2	3	2	37203-MB1-000	1247071	
10	2	3	1	37204-MB1-008	1247089	
11	2	3	1	37220-MB4-671	1439124	
12	2	-	1	37250-MB1-018	1424431	
	-	3	1	37250-MB1-018	1424431	
	2	3	1	37250-MB1-028	1781889	
13	2	3	1	37252-MB1-008	1247121	
14	2	3	1	37254-MB1-008	1247139	

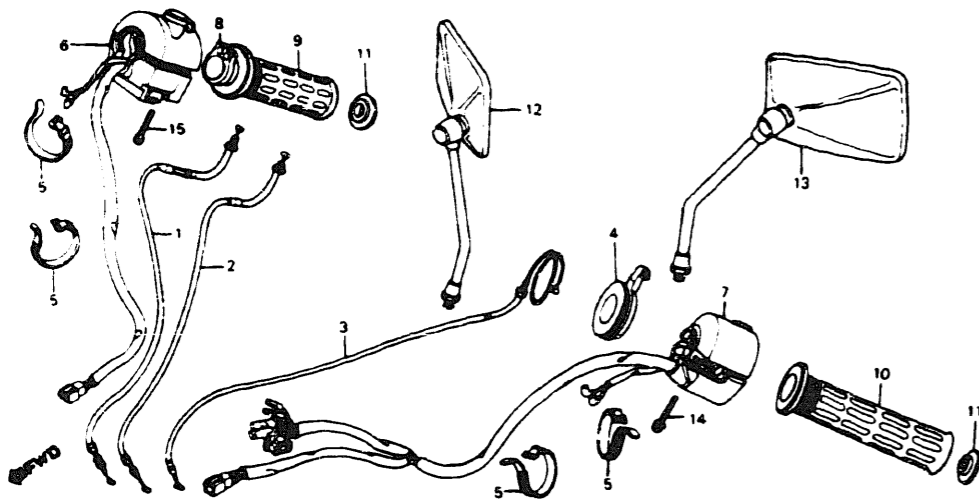
VF750C '82
VF750C '83

REF NO	DESCRIPTION	VF750C 8 2	VF750C 8 3	QTY REQ	SERIAL NUMBER FROM TO	PART NUMBER	HONDA CODE	BLOCK NO. F-2	
								VF750C 8 2	VF750C 8 3
15	INSTRUMENT ASSY., TEMPERATURE	2	3	1	---	37450-MB1-008	1247147		
16	BOX ASSY., PILOT	2	3	1	---	37600-MB1-008	1247154		
17	CASE, PILOT UPPER	2	3	1	---	37610-MB1-008	1247162		
18	COVER COMP., INSTRUMENT	2	3	1	---	37618-MB1-008	1247196		
19	CABLE ASSY., SPEEDOMETER	2	3	1	---	44830-MB1-000	1248103		
20	CABLE, SPEEDOMETER INNER	2	3	1	---	44831-KM1-000	2401396		
	CABLE, INNER	2	3	1	---	44831-MB1-300	1248111		
	CABLE, SPEEDOMETER INNER	2	3	1	---	44831-ME1-670	1756733		
21	LABEL, BREAK IN CAUTION	2	3	1	---	87523-410-790	0692467		
22	SCREW, TAPPING	2	3	1	---	90102-434-671	1060856		
23	SCREW, PAN, 4X24	2	3	2	---	90143-MB1-000	1292119		
24	NUT, INSTRUMENT SETTING	2	3	1	---	90303-MB1-000	1251255		
25	O-RING, 6.8X1.9	2	3	1	---	91301-027-000	0018044		
	O-RING, 6.8X1.9	2	3	1	---	91306-PJ4-000	2373447		
	O-RING B, 6.8X1.9	2	3	1	---	91310-MC7-003	1218569		
26	SCREW, PAN, 4X20	2	3	2	---	93500-04020-0G	0338566		
27	SCREW, OVAL, 4X8	2	3	4	---	93700-04008-0B	0412338		
28	SCREW, OVAL, 5X20	2	3	1	---	93700-05020-0G	0768721		
29	SCREW, TAPPING, 3X8	2	3	2	---	93901-32180	1176114		
		2	3	8	---	93901-32180	1176114		
30	SCREW, TAPPING, 4X16	2	3	1	---	93901-34480	0751057		
31	NUT, HEX., 6MM	2	3	4	---	90310-KA3-711	1553916		
	NUT, HEX., 6MM	2	3	4	---	94000-060C0-0S	1391283		
	NUT, HEX., 6MM	2	3	4	---	94001-06000	0058016		
	NUT, HEX., 6MM	2	3	4	---	94001-06000-0S	0156067		
	NUT, HEX., 6MM	2	3	4	---	94001-06008-0S	2829414		
	NUT, HEX., 6MM	2	3	4	---	94001-06200-0S	2043255		
	NUT, HEX., 6MM	2	3	4	---	94030-06000	1642693		
32	NUT, HEX., 4MM	2	3	4	---	94002-04000-0S	0299271		
33	NUT, HEX. CAP 8MM	2	3	1	---	94021-08020-0S	0169524		
34	WASHER, PLAIN, 4MM	2	3	2	---	94101-04000	0059048		
35	WASHER, SPRING, 4MM	2	3	2	---	94111-04000	0058958		
36	WASHER, SPRING, 6MM	2	3	4	---	94111-06000	0058974		

CONTENTS

TITLE	GRID
AIR CLEANER	1-F8
ALTERNATOR	1-B9
BATTERY	1-F7
BRAKE CALIPER FR	1-E10
BRAKE MASTER CYLINDER FR	1-E4
BRAKE PANEL RR	1-F1
BRAKE PEDAL	1-F11
CABLES	1-E3
CAM CHAIN	1-B5
CAMSHAFT	1-B4
CARBURETOR (ASSY LINK)	1-C11
CARBURETOR (COMP PARTS)	1-C12
CLUTCH	1-B7
CLUTCH MASTER CYLINDER	1-E5
CONTROL LEVERS	1-E4
CRANKCASE COVER L	1-B10
CRANKCASE COVER R	1-B6
CRANKSHAFT	1-C2
CROSS SHAFT	1-C9
CYLINDER BLOCK	1-C1
CYLINDER HEAD (FRONT)	1-B1
CYLINDER HEAD (REAR)	1-B3
CYLINDER HEAD COVER	1-B1
FENDER FR	1-E8
FENDER RR	1-G3
FINAL DRIVEN GEAR	1-F2
FOOTPEGS	1-F12
FRAME BODY	1-G8
FUEL PUMP	1-F7
FUEL TANK	1-F3
GASKET KIT A	1-D1
GASKET KIT B	1-D1
GEARSHIFT DRUM	1-C7
GEARSHIFT PEDAL	1-F11
HANDLEBAR	1-E6
HEADLIGHT	1-E1
HORN	1-E7
IGNITION COIL	1-G7
INSTRUMENTS	1-E2
MAIN STAND	1-G1
MUFFLER	1-F9
OIL FILTER	1-B11
OIL PAN	1-B11
OIL PUMP	1-B11
PISTON	1-C2
PULSER	1-B8
RADIATOR	1-G8
RECTIFIER	1-F5
SEAT	1-F5
SHOCK ABSORBER	1-G3
SHOCK ABSORBER FR	1-E8
SIDE COVER	1-F5
SIDE STAND	1-G1
SPARK UNIT	1-G3
STARTER MOTOR	1-B11
STARTING CLUTCH	1-B8
STEERING STEM	1-E7
SWINGARM	1-G1
SWITCHES	1-E3
TAILLIGHT	1-G6
THERMOSTAT	1-B5
TOOLS	1-G10
TOP BRIDGE	1-E8
TRANSMISSION	1-C8
TURN SIGNAL	1-G4
VALVE	1-B4
WATER PIPE	1-C8
WATER PUMP	1-B10
WHEEL FR	1-E12
WHEEL RR	1-F1
WIRE HARNESS	1-G7

SWITCHES • CABLES



VF750C 82 VF750C 83		VF750C 82 VF750C 83		BLOCK NO. F-3	
REF NO	DESCRIPTION	QTY	REQ	SERIAL NUMBER FROM TO	HONDA CODE
1	CABLE COMP. A. THROTTLE	2	3	-----	1 17910-MB1-000 1245091
2	CABLE COMP. B. THROTTLE	2	3	-----	1 17920-MB1-000 1245117
3	CABLE COMP. CHOKE	2	-	-----	1 17950-MB1-000 1245133
	CABLE COMP. CHOKE	-	3	DM122119	1 17950-MB1-700 1290360
	CABLE COMP. CHOKE	-	3	DM122120	1 17950-MB1-701 1511369
4	LEVER, CHOKE	2	-	-----	1 17962-MB0-000 1245141
	LEVER, CHOKE	-	3	DM122119	1 17962-MB0-000 1245141
	LEVER, CHOKE	2	-	-----	1 17962-ME8-000 1405794
	LEVER, CHOKE	-	3	DM122119	1 17962-ME8-000 1405794
	LEVER, CHOKE	-	3	DM122120	1 17962-MB0-010 1510296
5	BAND B1, CABLE	2	3	-----	4 32161-404-000 0468819
6	SWITCH ASSY. STARTER/ENGINE STOP	2	3	-----	1 35130-MB1-305 3113388
	SWITCH ASSY. STARTER/ENGINE STOP	2	-	-----	1 35130-MB1-671 1288638
	SWITCH ASSY. STARTER/ENGINE STOP	-	3	DM122119	1 35130-MB1-671 1288638
	SWITCH ASSY. STARTER/ENGINE STOP	2	3	-----	1 35130-MB1-672 1757657
7	SWITCH ASSY. TURN SIGNAL	2	-	-----	1 35200-MB1-671 1288646
	SWITCH ASSY. TURN SIGNAL	2	-	-----	1 35200-MB1-672 2442937

VF750C 82 VF750C 83		VF750C 82 VF750C 83		BLOCK NO. F-3	
REF NO	DESCRIPTION	QTY	REQ	SERIAL NUMBER FROM TO	HONDA CODE
7	SWITCH ASSY. TURN SIGNAL	-	3	DM122119	1 35200-MB1-770 1291400
	SWITCH ASSY. TURN SIGNAL	-	3	-----	1 35200-MB1-771 1594597
8	PIPE, THROTTLE GRIP	2	3	-----	1 53141-300-010 0237586
9	GRIP, R HANDLEBAR	2	3	-----	1 53165-MB1-000 1249788
10	GRIP, L HANDLEBAR	2	3	-----	1 53166-MB1-000 1249796
11	CAP. GRIP RUBBER	2	3	-----	2 53171-MB1-000 1249804
12	MIRROR, R	2	-	-----	1 88110-MB1-003 1250711
	MIRROR, R	-	3	-----	1 88110-MB1-701 1292051
	MIRROR, R	-	3	-----	1 88110-MB1-702 2094761
13	MIRROR, L	2	-	-----	1 88120-MB1-003 1250737
	MIRROR, L	-	3	-----	1 88120-MB1-701 1292069
	MIRROR, L	-	3	-----	1 88120-MB1-702 2094779
14	SCREW-WASHER, 5X30	2	3	-----	2 93891-05030-07 0743047
15	SCREW-WASHER, 5X35	2	-	-----	2 93891-05035-07 0719500
	SCREW-WASHER, 5X35	-	3	DM122119	2 93891-05035-07 0719500
	SCREW-WASHER, 5X35	2	-	-----	2 93891-05035-17 1251750
	SCREW-WASHER, 5X35	-	3	DM122119	2 93891-05035-17 1251750
	SCREW-WASHER, 5X32	-	3	DM122120	2 93892-05032-07 1672070

CONTENTS

TITLE	GRID
AIR CLEANER	1-F8
ALTERNATOR	1-B9
BATTERY	1-F7
BRAKE CALIPER, FR	1-E10
BRAKE MASTER CYLINDER, FR	1-E4
BRAKE PANEL, RR	1-F1
BRAKE PEDAL	1-F11
CABLES	1-E3
CAM CHAIN	1-B5
CAMSHAFT	1-B4
CARBURETOR (ASSY LINK)	1-C11
CARBURETOR (COMP PARTS)	1-C12
CLUTCH	1-B7
CLUTCH MASTER CYLINDER	1-E5
CONTROL LEVERS	1-E4
CRANKCASE COVER, L	1-B10
CRANKCASE COVER, R	1-B6
CRANKSHAFT	1-C2
CROSS SHAFT	1-C9
CYLINDER BLOCK	1-C1
CYLINDER HEAD (FRONT)	1-B1
CYLINDER HEAD (REAR)	1-B3
CYLINDER HEAD COVER	1-B1
FENDER, FR	1-E8
FENDER, RR	1-G3
FINAL DRIVEN GEAR	1-F2
FOOTPEGS	1-F12
FRAME BODY	1-G9
FUEL PUMP	1-F7
FUEL TANK	1-F3
GASKET KIT A	1-D1
GASKET KIT B	1-D1
GEARSHIFT DRUM	1-C7
GEARSHIFT PEDAL	1-F11
HANDLEBAR	1-E6
HEADLIGHT	1-E1
HORN	1-E7
IGNITION COIL	1-G7
INSTRUMENTS	1-E2
MAIN STAND	1-G1
MUFFLER	1-F9
OIL FILTER	1-B11
OIL PAN	1-B11
OIL PUMP	1-B11
PISTON	1-C2
PULSER	1-B8
RADIATOR	1-G8
RECTIFIER	1-F5
SEAT	1-F5
SHOCK ABSORBER	1-G3
SHOCK ABSORBER, FR	1-E8
SIDE COVER	1-F5
SIDE STAND	1-G1
SPARK UNIT	1-G3
STARTER MOTOR	1-B11
STARTING CLUTCH	1-B8
STEERING STEM	1-E7
SWINGARM	1-G1
SWITCHES	1-E3
TAILLIGHT	1-G6
TENSIONER	1-B5
THERMOSTAT	1-C8
TOOLS	1-G10
TOP BRIDGE	1-E6
TRANSMISSION	1-C6
TURN SIGNAL	1-G4
VALVE	1-B4
WATER PIPE	1-C8
WATER PUMP	1-B10
WHEEL, FR	1-E12
WHEEL, RR	1-F1
WIRE HARNESS	1-G7

GRID NO.

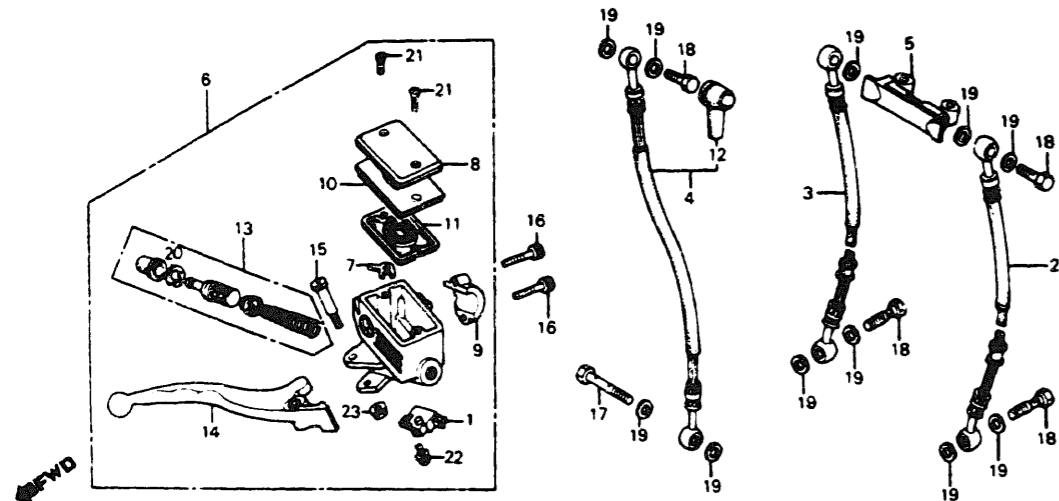
1-E 3

58
VF750C '82 FRAME NO. : CM000033 TO CM027062
VF750C '83 FRAME NO. : DM100011 TO DM122819

1-E 3

59

FRONT BRAKE MASTER CYL. • CONTROL LEVERS



VF750C 82 VF750C 83		V F 7 5 0 C	V F 7 5 0 C	G38-BMB1-4		BLOCK NO. F-4	
REF NO	DESCRIPTION	2	3	QTY REQ	PART NUMBER	HONDA CODE	
1	SWITCH ASSY. FR. STOP	2	3	1	35340-MA5-671	0952267	
2	HOSE, L. FR. BRAKE	2	3	1	45124-MB1-003	1248210	
	HOSE, L. FR. BRAKE	2	3	1	45124-MB1-013	2146603	
3	HOSE, R. FR. BRAKE	2	3	1	45125-MB1-003	1248236	
	HOSE, R. FR. BRAKE	2	3	1	45125-MB1-013	2759702	
4	HOSE B. FR. BRAKE	2	3	1	45126-MB1-003	1248251	
	HOSE B. FR. BRAKE	2	3	1	45126-MB1-013	2021269	
5	JOINT, TWO WAY	2	3	1	45127-MB1-000	1248277	
6	CYLINDER ASSY. FR. BRAKE MASTER	2	3	1	45500-MB1-673	1782069	
7	PROTECTOR	2	3	1	45512-MA6-006	1235688	
8	CAP	2	3	1	45540-MA6-621	1747146	
9	HOLDER, MASTER CYLINDER	2	3	1	45517-MB0-006	1235738	
10	PLATE, DIAPHRAGM	-	3	1	45518-MB4-671	1666890	
11	DIAPHRAGM	2	3	1	45520-MA5-671	0952358	
	DIAPHRAGM	2	3	1	45520-MA5-672	1547256	
12	BOOT, MASTER CYLINDER	2	3	1	45522-422-000	0692822	
13	CYLINDER SET, MASTER	2	3	1	45530-MA5-671	0952366	
14	CONTROL LEVER, R. HANDLEBAR	2	3	1	53175-MB0-006	1236421	

VF750C 82 VF750C 83		V F 7 5 0 C	V F 7 5 0 C	BLOCK NO. F-4		
REF NO	DESCRIPTION	2	3	QTY REQ	PART NUMBER	HONDA CODE
14	CONTROL LEVER COMP., R. HANDLEBAR	2	3	1	53175-MB1-006	1290030
15	BOLT, R. HANDLEBAR CONTROL LEVER PIVOT	2	3	1	90114-MA5-671	0952416
16	BOLT, SOCKET, 8X23	2	3	2	90117-MB0-000	1237072
17	BOLT, OIL, 10X34	2	3	1	90145-MB0-000	1251073
	BOLT, OIL, 10X34	2	3	1	90145-MB0-010	1792530
18	BOLT, OIL	2	3	4	90145-300-000	0194522
	BOLT, OIL	2	3	4	90145-300-010	1883305
	BOLT, OIL, 10X22	2	3	4	90145-961-000	1085661
19	WASHER, OIL BOLT	2	3	11	90545-300-000	0189902
20	CIRCLIP	2	3	1	90651-MA5-671	1251404
21	SCREW, FLAT, 4X12	2	3	2	93800-04012-1G	1237346
22	SCREW-WASHER, 4X12	2	3	1	93893-04012-18	0954412
23	NUT, FLANGE, 6MM	2	3	1	94050-06000	0471623

CONTENTS	
TITLE	GRID
AIR CLEANER	1-F8
ALTERNATOR	1-B9
BATTERY	1-F7
BRAKE CALIPER FR	1-E10
BRAKE MASTER CYLINDER FR	1-E4
BRAKE PANEL RR	1-F1
BRAKE PEDAL	1-F11
CABLES	1-E3
CAM CHAIN	1-B5
CAMSHAFT	1-B4
CARBURETOR (ASSY LINK)	1-C11
CARBURETOR (COMP PARTS)	1-C12
CLUTCH	1-B7
CLUTCH MASTER CYLINDER	1-E5
CONTROL LEVERS	1-E4
CRANKCASE COVER L	1-B10
CRANKCASE COVER R	1-B6
CRANKSHAFT	1-C2
CROSS SHAFT	1-C9
CYLINDER BLOCK	1-C1
CYLINDER HEAD (FRONT)	1-B1
CYLINDER HEAD (REAR)	1-B3
CYLINDER HEAD COVER	1-B1
FENDER FR	1-E8
FENDER RR	1-G3
FINAL DRIVEN GEAR	1-F2
FOOTPEGS	1-F12
FRAME BODY	1-G9
FUEL PUMP	1-F7
FUEL TANK	1-F3
GASKET KIT A	1-D1
GASKET KIT B	1-D1
GEARSHIFT DRUM	1-C7
GEARSHIFT PEDAL	1-F11
HANDLEBAR	1-E6
HEADLIGHT	1-E1
HORN	1-E7
IGNITION COIL	1-G7
INSTRUMENTS	1-E2
MAIN STAND	1-G1
MUFFLER	1-F9
OIL FILTER	1-B11
OIL PAN	1-B11
OIL PUMP	1-B11
PISTON	1-C2
PULSER	1-B8
RADIATOR	1-G8
RECTIFIER	1-F5
SEAT	1-F5
SHOCK ABSORBER	1-G3
SHOCK ABSORBER FR	1-E8
SIDE COVER	1-F5
SIDE STAND	1-G1
SPARK UNIT	1-G3
STARTER MOTOR	1-B11
STARTING CLUTCH	1-B8
STEERING STEM	1-E7
SWINGARM	1-G1
SWITCHES	1-E3
TAILLIGHT	1-G6
TENSIONER	1-B5
THERMOSTAT	1-C8
TOOLS	1-G10
TOP BRIDGE	1-E6
TRANSMISSION	1-C6
TURN SIGNAL	1-G4
VALVE	1-B4
WATER PIPE	1-C8
WATER PUMP	1-B10
WHEEL FR	1-E12
WHEEL RR	1-F1
WIRE HARNESS	1-G7

60
VF750C 82 FRAME NO.: CM000033 TO CM027062
VF750C 83 FRAME NO.: DM100011 TO DM122819

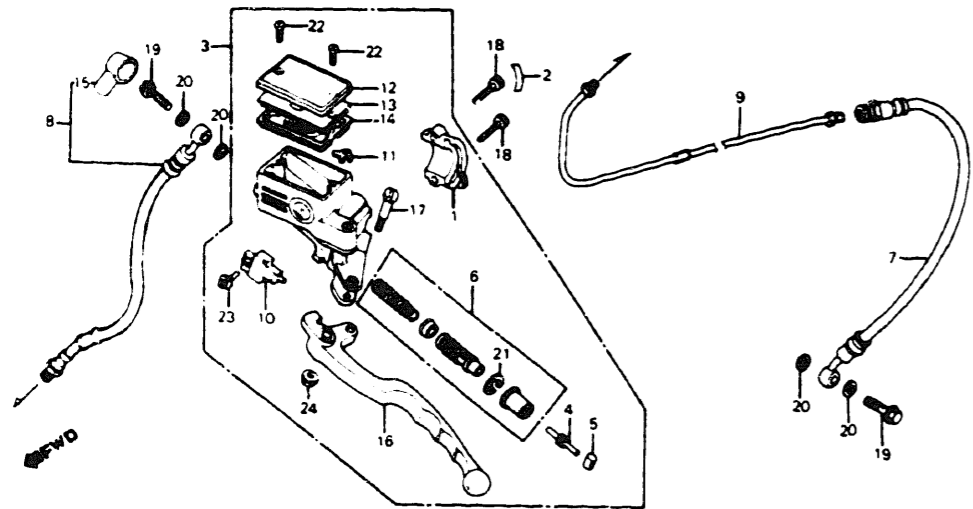
1-E 4

61

GRID NO.

1-E 4

CLUTCH MASTER CYLINDER



REF NO	DESCRIPTION	VF750C		QTY REQ	PART NUMBER	HONDA CODE
		82	83			
1	HOLDER CHOKE LEVER	2	-	1	17963-MB0-000	1245158
	HOLDER CHOKE LEVER	-	3	1	17963-MB0-000	1245158
	HOLDER CHOKE LEVER	2	-	1	17963-ME8-000	1405802
	HOLDER CHOKE LEVER	-	3	1	17963-ME8-000	1405802
	HOLDER CHOKE LEVER	-	3	1	17963-MB0-010	1510304
2	LABEL CHOKE	2	3	1	17965-MB0-300	1245166
3	CYLINDER ASSY CLUTCH MASTER	2	-	1	22880-MB1-671	1245711
	CYLINDER ASSY CLUTCH MASTER	-	3	1	22880-MB1-671	1245711
	CYLINDER ASSY CLUTCH MASTER	-	3	1	22880-MB1-674	1777077
4	ROD PUSH	2	3	1	22884-MB0-006	1245729
5	BUSHING	2	3	1	22885-MB0-006	1245737
6	PISTON SET CLUTCH MASTER CYLINDER	2	3	1	22886-MB0-305	1245745
7	HOSE B CLUTCH	2	3	1	22890-MB1-003	1265529
	HOSE B CLUTCH	2	3	1	22890-MB1-013	2133551
8	HOSE A CLUTCH	2	-	1	22891-MB1-003	1265545
	HOSE A CLUTCH	2	-	1	22891-MB1-013	2757573
	HOSE A CLUTCH	-	3	1	22891-MB1-701	1382530
9	PIPE CLUTCH	2	3	1	22895-MB1-000	1245802
10	SWITCH ASSY CLUTCH	2	3	1	35330-MB0-003	1246859

VF750C '82 FRAME NO CM000033 TO CM027062
VF750C '83 FRAME NO DM100011 TO DM122819

REF NO	DESCRIPTION	VF750C		QTY REQ	PART NUMBER	HONDA CODE
		82	83			
11	PROTECTOR	-	3	1	45512-MA6-006	1235688
12	CAP	2	3	1	45540-MA6-621	1747146
13	PLATE, DIAPHRAGM	-	3	1	45518-MB4-671	1666890
14	DIAPHRAGM	2	3	1	45520-MA5-671	0952358
	DIAPHRAGM	2	3	1	45520-MA5-672	1547256
15	BOOT, MASTER CYLINDER	2	3	1	45522-422-000	0692822
16	CONTROL LEVER, L. HANDLEBAR	2	3	1	53178-MB0-006	1249820
17	BOLT, R. HANDLEBAR CONTROL LEVER PIVOT	2	3	1	90114-MA5-671	0952416
18	BOLT, SOCKET, 6X23	2	3	2	90117-MB0-000	1237072
19	BOLT, OIL	2	3	2	90145-300-000	0194522
	BOLT, OIL	2	3	2	90145-300-010	1883305
	BOLT, OIL, 10X22	2	3	2	90145-961-000	1085661
20	WASHER, OIL BOLT	2	3	4	90545-300-000	0189902
21	CIRCLIP, INTERNAL, 18MM (NISSHIN)	2	3	1	90651-377-003	0400572
22	SCREW, FLAT, 4X12	2	3	2	93600-04012-1G	1237346
23	SCREW-WASHER, 4X12	2	3	1	93893-04012-17	1237353
24	NUT, FLANGE, 6MM	2	3	1	94050-06000	0471623

1-E 5

BLOCK NO F-5

CONTENTS

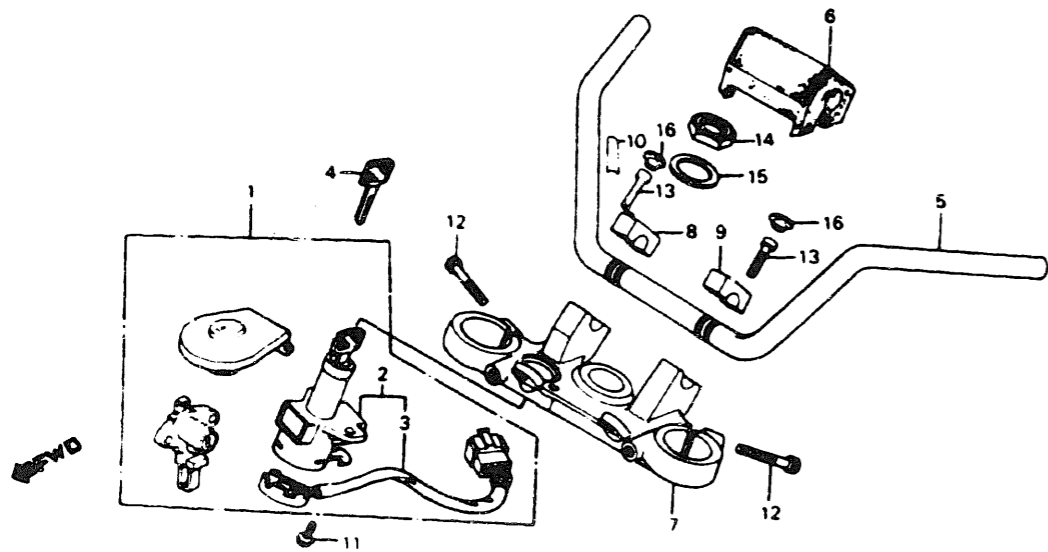
TITLE	GRID
AIR CLEANER	1-F8
ALTERNATOR	1-B8
BATTERY	1-F7
BRAKE CALIPER, FR	1-E10
BRAKE MASTER CYLINDER, FR	1-E4
BRAKE PANEL, RR	1-F1
BRAKE PEDAL	1-F11
CABLES	1-E3
CAM SHAFT	1-B5
CAMSHAFT	1-B4
CARBURETOR (ASSY LINK)	1-C11
CARBURETOR (COMP PARTS)	1-C12
CLUTCH	1-B7
CLUTCH MASTER CYLINDER	1-E5
CONTROL LEVERS	1-E4
CRANKCASE COVER, L	1-B10
CRANKCASE COVER, R	1-B6
CRANKSHAFT	1-C2
CROSS SHAFT	1-C9
CYLINDER BLOCK	1-C1
CYLINDER HEAD (FRONT)	1-B1
CYLINDER HEAD (REAR)	1-B3
CYLINDER HEAD COVER	1-B1
FENDER, FR	1-E8
FENDER, RR	1-G3
FINAL DRIVEN GEAR	1-F2
FOOTPEGS	1-F12
FRAME BODY	1-G9
FUEL PUMP	1-F7
FUEL TANK	1-F3
GASKET KIT A	1-D1
GASKET KIT B	1-D1
GEARSHIFT DRUM	1-C7
GEARSHIFT PEDAL	1-F11
HANDLEBAR	1-E6
HEADLIGHT	1-E1
HORN	1-E7
IGNITION COIL	1-E2
INSTRUMENTS	1-E2
MAIN STAND	1-G1
MUFFLER	1-F9
OIL FILTER	1-B11
OIL PAN	1-B11
OIL PUMP	1-B11
PISTON	1-C2
PULSER	1-B8
RADIATOR	1-G8
RECTIFIER	1-F5
SEAT	1-F5
SHOCK ABSORBER	1-G3
SHOCK ABSORBER, FP	1-E8
SIDE COVER	1-F5
SIDE STAND	1-G1
SPARK UNIT	1-G3
STARTER MOTOR	1-B11
STARTING CLUTCH	1-B8
STEERING STEM	1-E7
SWINGARM	1-G1
SWITCHES	1-E3
TAILLIGHT	1-G6
TENSIONER	1-B5
THERMOSTAT	1-C8
TOOLS	1-G10
TOP BRIDGE	1-E8
TRANSMISSION	1-C6
TURN SIGNAL	1-G4
VALVE	1-B4
WATER PIPE	1-C8
WATER PUMP	1-B10
WHEEL, FR	1-E12
WHEEL, RR	1-F1
WIRE HARNESS	1-G7

63

GRID NO.

1-E 5

HANDLEBAR • TOP BRIDGE



Refer to the following selection table to select the lock and blank key.

Type	Key No.
TYPE 1	*01 ——— *20
	A** B**
TYPE 2	*21 ——— *40
	C** D**

* : 0, 1, 2, 3, 4, 5, 6, 7, 8 or 9

CAUTION OR WARNING LABELS MUST BE ORDERED SEPARATELY WHEN APPLICABLE

REF NO	DESCRIPTION	VF750C		QTY REQ	PART NUMBER	HONDA CODE
		82	83			
1	KEY SET	2	-	1	35010-MB1-000	1246727
	KEY SET	2	-	1	35010-MB1-010	2091395
	KEY SET	2	-	1	35010-MB1-020	2110302
	KEY SET	-	3	1	35010-MB1-700	1291392
	KEY SET	-	3	1	35010-MB1-701	1832278
	KEY SET	-	3	1	35010-MB1-702	1832286
2	SWITCH ASSY, COMBINATION & LOCK	2	3	1	35100-MB0-007	1246735
3	BASE COMP, CONTACT	2	3	1	35101-MA6-007	1246743
4	KEY, BLANK (TYPE 1)	2	3	(1)	35121-KW3-771	3029840
	KEY, BLANK (TYPE 1)	2	3	(1)	35121-MA6-8 1	1246750
	KEY, BLANK (TYPE 2)	2	3	(1)	35122-KW3-771	3029857
	KEY, BLANK (TYPE 2)	2	3	(1)	35122-MA6-811	1246768
5	HANDLEBAR	2	3	1	53100-MB1-000	1249754
6	COVER, HANDLEBAR	2	-	1	53105-MB1-000	1249762
	COVER, HANDLEBAR	-	3	1	53105-MB1-700	1291970
7	BRIDGE, FORK TOP	2	3	1	53230-MB1-000	1249887
8	HOLDER, R HANDLEBAR UPPER	2	-	1	53235-MB1-000	1249895
	HOLDER, R HANDLEBAR UPPER	-	3	1	53235-MB1-700	1291996
9	HOLDER, L HANDLEBAR UPPER	2	-	1	53236-MB1-000	1280694
	HOLDER, L HANDLEBAR UPPER	-	3	1	53236-MB1-700	1292002
10	LABEL, FR SHOCK CAUTION	2	-	1	87517-MB1-670	1271857
	LABEL, FR SHOCK CAUTION	-	3	1	87517-MB1-770	1386202
11	BOLT, FLANGE, 8X19	2	3	2	90104-MJ1-000	1735307
	BOLT, FLANGE, 8X19	2	3	2	90105-MA6-000	1250893
12	BOLT, SOCKET, 7X32	2	3	2	90151-MB1-000	1251099
13	BOLT, SOCKET, 8X32	2	3	4	90154-MB1-000	1251149
14	NUT, STEERING STEM	2	3	1	90304-425-000	0719401
15	WASHER, STEERING STEM	2	3	1	90503-425-000	0719443
16	CAP. SOCKET BOLT, 8MM	2	3	4	91455-MB0-000	1251677

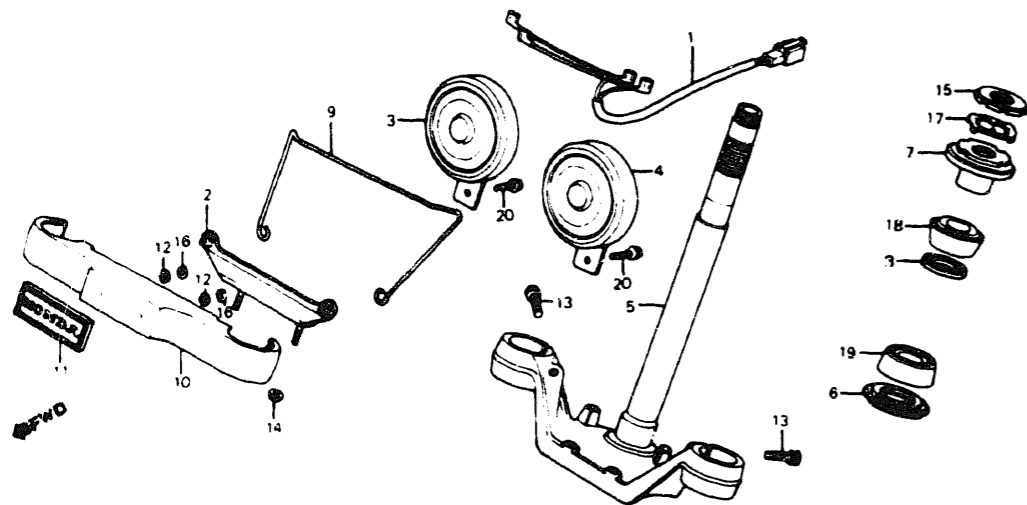
BLOCK NO. F-6

TITLE	GRID
AIR CLEANER	1-F8
ALTERNATOR	1-B9
BATTERY	1-F7
BRAKE CALIPER FR	1-E10
BRAKE MASTER CYLINDER FR	1-E4
BRAKE PANEL RR	1-F1
BRAKE PEDAL	1-F11
CABLES	1-E3
CAM CHAIN	1-B5
CAMSHAFT	1-B4
CARBURETOR (ASSY LINK)	1-C11
CARBURETOR (COMP PARTS)	1-C12
CLUTCH	1-B7
CLUTCH MASTER CYLINDER	1-E5
CONTROL LEVERS	1-E4
CRANKCASE COVER L	1-B10
CRANKCASE COVER R	1-B6
CRANKSHAFT	1-C2
CROSS SHAFT	1-C9
CYLINDER BLOCK (FRONT)	1-C1
CYLINDER HEAD (FRONT)	1-B1
CYLINDER HEAD (REAR)	1-B3
CYLINDER HEAD COVER	1-B1
FENDER FR	1-E8
FENDER RR	1-G3
FINAL DRIVEN GEAR	1-F2
FOOTPEGS	1-F12
FRAME BODY	1-G9
FUEL PUMP	1-F7
FUEL TANK	1-F3
GASKET KIT A	1-D1
GASKET KIT B	1-D1
GEARSHIFT DRUM	1-C7
GEARSHIFT PEDAL	1-F11
HANDLEBAR	1-E6
HEADLIGHT	1-E1
HORN	1-E7
IGNITION COIL	1-G7
INSTRUMENTS	1-E2
MAIN STAND	1-G1
MUFFLER	1-F9
OIL FILTER	1-B11
OIL PAN	1-B11
OIL PUMP	1-B11
PISTON	1-C2
PULSER	1-B8
RADIATOR	1-G8
RECTIFIER	1-F5
SEAT	1-F5
SHOCK ABSORBER	1-G3
SHOCK ABSORBER FR	1-E8
SIDE COVER	1-F5
SIDE STAND	1-G1
SPARK UNIT	1-G3
STARTER MOTOR	1-B11
STARTING CLUTCH	1-B8
STEERING STEM	1-E7
SWINGARM	1-G1
SWITCHES	1-E3
TAILLIGHT	1-G6
TENSIONER	1-B5
THERMOSTAT	1-C8
TOOLS	1-G10
TOP BRIDGE	1-E6
TRANSMISSION	1-C6
TURN SIGNAL	1-G4
VALVE	1-B4
WATER PIPE	1-C8
WATER PUMP	1-B10
WHEEL FR	1-E12
WHEEL RR	1-F1
WIRE HARNESS	1-G7

GRID NO.

1-E 6

STEERING STEM • HORN



VF750C 82 VF750C 83		V F 7 5 0 C	V F 7 5 0 C	G38-MB1-7A		BLOCK NO F-7	
REF NO	DESCRIPTION	2	3	QTY REQ	PART NUMBER	HONDA CODE	
1	SUB HARNESS HORN	2	-	1	32106-MB0-000	1246214	
	SUB HARNESS HORN	-	3	1	32106-MB1-700	1291368	
2	STAY HORN	2	3	1	38102-MB1-003	1247261	
3	HORN ASSY (HIGH)	2	-	1	38110-MB0-004	1247279	
	HORN ASSY (HIGH)	2	-	1	38110-MB0-601	3187895	
	HORN ASSY (HIGH)	-	3	1	38110-MB1-700	1294594	
	HORN ASSY (HIGH)	-	3	1	38110-MB1-740	3335635	
4	HORN ASSY (LOW)	2	-	1	38120-MB0-004	1247287	
	HORN ASSY (LOW)	2	-	1	38120-MB0-601	3133691	
	HORN ASSY (LOW)	2	-	1	38120-MB1-004	1375583	
	HORN ASSY (LOW)	2	3	1	38120-MB1-700	1294602	
	HORN ASSY (LOW)	2	3	1	38120-MB1-740	1390566	
	HORN ASSY (LOW)	2	-	1	38120-MG1-004	1288760	
5	STEM COMP STEERING	2	-	1	53200-MB1-000	1249846	CM015065
	STEM COMP STEERING	2	-	1	53200-MB1-003	1757673	
	STEM COMP STEERING	-	3	1	53200-MB1-700	1291988	
6	DUST SEAL STEERING HEAD	2	3	1	53214-371-010	0470948	
7	THREAD COMP STEERING HANDLE TOP	2	-	1	53220-MB1-000	1249861	

VF750C 82 VF750C 83		V F 7 5 0 C	V F 7 5 0 C	BLOCK NO F-7		
REF NO	DESCRIPTION	2	3	QTY REQ	PART NUMBER	HONDA CODE
7	THREAD COMP. STEERING HEAD UPPER	-	3	1	53220-422-000	0893101
8	HOLDER, GREASE	2	3	1	53223-371-010	0470955
9	CLAMP, CLUTCH HOSE	-	3	1	61316-MB1-700	1384106
10	COVER, BOTTOM	2	3	1	61401-MB1-000	1250067
11	EMBLEM, FR	2	3	1	61405-MB1-000	1250091
12	RUBBER, RR EMBLEM MOUNT	2	3	2	87411-538-910	0520304
13	BOLT, SOCKET, 10X30	2	3	2	90152-MB0-000	1251107
14	NUT, FLANGE, 6MM	2	3	2	90301-428-900	1089499
15	THREAD B. STEERING HEAD UPPER	2	3	1	90302-425-830	0823930
16	NUT, SPEED, 3MM	2	3	2	90313-567-000	0258863
17	WASHER, LOCK	2	3	1	90506-425-830	0823948
18	BEARING, HEAD PIPE UPPER (TOYO)	2	3	1	91015-425-831	0823955
	BEARING, HEAD PIPE UPPER (NACHI)	2	3	1	91015-425-832	0923227
19	BEARING, HEAD PIPE LOWER	2	3	1	91016-371-000	0471284
20	BOLT, FLANGE, 6X14	2	3	2	95700-06014-07	0799015
	BOLT, FLANGE, 6X14	2	3	2	95701-06014-07	2621035

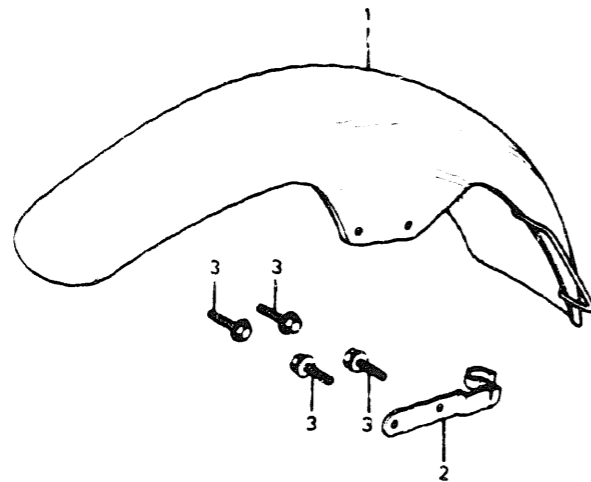
CONTENTS

TITLE	GRID
AIR CLEANER	1-F8
ALTERNATOR	1-B9
BATTERY	1-F7
BRAKE CALIPER FR	1-E10
BRAKE MASTER CYLINDER FR	1-E4
BRAKE PANEL RR	1-F1
BRAKE PEDAL	1-F11
CABLES	1-E3
CAM CHAIN	1-B5
CAMSHAFT	1-B4
CARBURETOR (ASSY LINE)	1-C11
CARBURETOR (COMP PARTS)	1-C12
CLUTCH	1-B7
CLUTCH MASTER CYLINDER	1-E5
CONTROL LEVERS	1-E4
CRANKCASE COVER L	1-B10
CRANKCASE COVER R	1-B6
CRANKSHAFT	1-C2
CROSS SHAFT	1-C9
CYLINDER BLOCK	1-C1
CYLINDER HEAD (FRONT)	1-B1
CYLINDER HEAD (REAR)	1-B3
CYLINDER HEAD COVER	1-B1
FENDER FR	1-E8
FENDER RR	1-G3
FINAL DRIVEN GEAR	1-F2
FOOTPEGS	1-F12
FRAME BODY	1-G8
FUEL PUMP	1-F7
FUEL TANK	1-F3
GASKET KIT A	1-D1
GASKET KIT B	1-D1
GEARSHIFT DRUM	1-C7
GEARSHIFT PEDAL	1-F11
HANDLEBAR	1-E6
HEADLIGHT	1-E1
HORN	1-E7
IGNITION COIL	1-G7
INSTRUMENTS	1-E2
MAIN STAND	1-G1
MUFFLER	1-F9
OIL FILTER	1-B11
OIL PAN	1-B11
OIL PUMP	1-B11
PISTON	1-C2
PULSER	1-B8
RADIATOR	1-G6
RECTIFIER	1-F5
SEAT	1-F5
SHOCK ABSORBER	1-G3
SHOCK ABSORBER FR	1-E8
SIDE COVER	1-F5
SIDE STAND	1-G1
SPARK UNIT	1-G3
STARTER MOTOR	1-B11
STARTING CLUTCH	1-B8
STEERING STEM	1-E7
SWINGARM	1-G1
SWITCHES	1-E3
TAILLIGHT	1-G6
TENSIONER	1-B5
THERMOSTAT	1-C8
TOOLS	1-G10
TOP BRIDGE	1-E6
TRANSMISSION	1-C6
TURN SIGNAL	1-G4
VALVE	1-B4
WATER PIPE	1-C8
WATER PUMP	1-B10
WHEEL FR	1-E12
WHEEL RR	1-F1
WIRE HARNESS	1-G7

GRID NO.

1-E 7

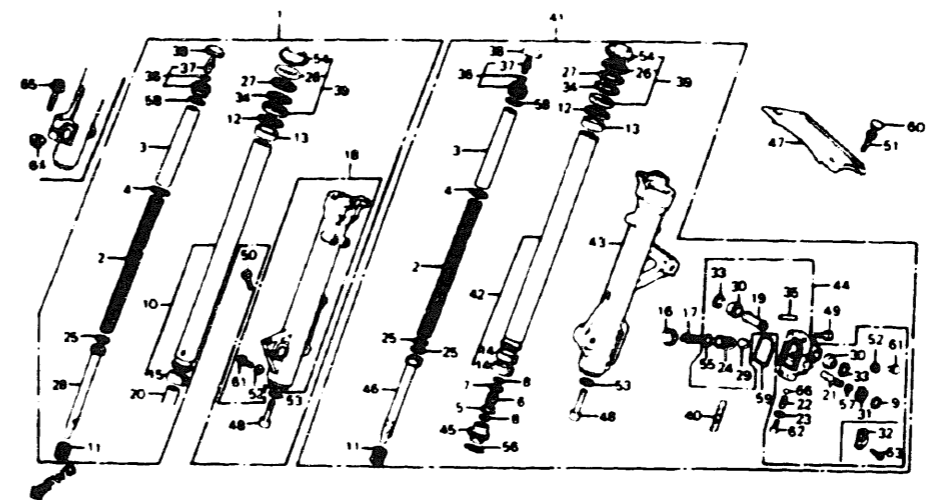
FRONT FENDER



REF NO	DESCRIPTION	VF750C 82		VF750C 83		QTY REQ	PART NUMBER	HONDA CODE
		2	3	2	3			
1	FENDER COMP FR	2	-	-	-	1	61100-MB1-000	1249952
	FENDER COMP FR	2	3	-	-	1	61100-MB1-700	1292010
2	CLAMP FR BRAKE HOSE	2	-	CM109554	-	1	61109-MB0-000	1266964
3	BOLT FLANGE 6X14	2	3	-	-	4	95700-06014-08	0840587
	BOLT FLANGE 6X14	2	3	-	-	4	95701-06014-08	2374742

VF750C 82 FRAME NO CMO00033 TO CMO27062
 VF750C 83 FRAME NO DM100011 TO DM122819

FRONT SHOCK ABSORBER



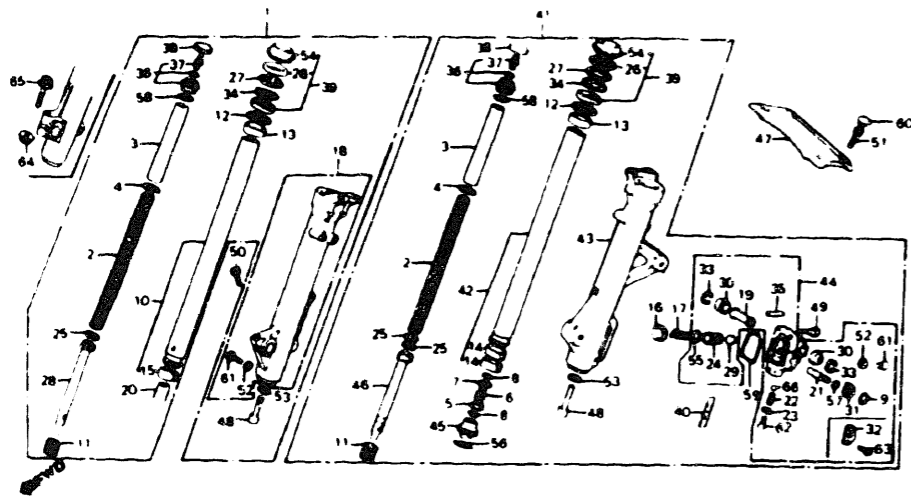
REF NO	DESCRIPTION	VF750C 82		VF750C 83		QTY REQ	PART NUMBER	HONDA CODE
		2	3	2	3			
1	SHOCK ABSORBER ASSY R FR (SHOWA)	2	-	-	-	1	51400-MB1-672	2066173
2	SHOCK ABSORBER ASSY R FR (SHOWA)	-	3	-	-	1	51400-MB1-772	2066181
2	SPRING FR SHOCK	2	-	-	-	2	51401-MB0-003	1249234
	SPRING FR SHOCK	-	3	-	-	2	51401-MB1-771	1442250
3	COLLAR SPRING	2	3	-	-	2	51402-MB1-003	1249259
4	SEAT SPRING	2	3	-	-	2	51403-MA0-771	1093913
5	VALVE OIL LOCK	2	3	-	-	1	51403-MA6-003	1212141
6	SPRING OIL LOCK VALVE	2	3	-	-	1	51404-MA6-003	1212158
7	SEAT SPRING	2	3	-	-	1	51405-MA6-003	1249267
8	RING STOPPER	2	3	-	-	2	51405-MC7-003	1212166
9	RING STOPPER	-	3	-	-	1	51406-MB1-771	1291855
10	PIPE COMP R FR SHOCK	2	3	-	-	1	51410-MB1-003	1249283
11	SPRING FR SHOCK REBOUND	2	3	-	-	2	51412-ME1-671	1212182
12	RING BACK UP	2	3	-	-	2	51412-461-003	0910844
	RING BACK UP	2	3	-	-	2	51412-461-305	1038827
13	BUSH GUIDE	2	3	-	-	2	51414-461-003	0918649
14	BUSH SLIDER	2	3	-	-	2	51415-MC5-003	1260678
	BUSH SLIDER	2	3	-	-	2	51415-MC5-013	2248078

VF750C 82 FRAME NO CMO00033 TO CMO27062
 VF750C 83 FRAME NO DM100011 TO DM122819

CONTENTS

TITLE	GRID
AIR CLEANER	1-F8
ALTERNATOR	1-B9
BATTERY	1-F7
BRAKE CALIPER FR	1-E10
BRAKE MASTER CYLINDER FR	1-E4
BRAKE PANEL RR	1-F1
BRAKE PEDAL	1-F11
CABLES	1-E3
CAM CHAIN	1-B5
CAMSHAFT	1-B4
CARBURETOR (ASSY LINK)	1-C11
CARBURETOR (COMP PARTS)	1-C12
CLUTCH	1-B7
CLUTCH MASTER CYLINDER	1-E5
CONTROL LEVERS	1-E4
CRANKCASE COVER L	1-B10
CRANKCASE COVER R	1-B6
CR SHAFT	1-C2
CROSS SHAFT	1-C9
CYLINDER BLOCK	1-C1
CYLINDER HEAD (FRONT)	1-B1
CYLINDER HEAD (REAR)	1-B3
CYLINDER HEAD COVER	1-B1
FENDER FR	1-E8
FENDER RR	1-E8
FINAL DRIVEN GEAR	1-G3
FOOTPEGS	1-F12
FRAME BODY	1-G9
FUEL PUMP	1-F7
FUEL TANK	1-F3
GASKET KIT A	1-D1
GASKET KIT B	1-D1
GEARSHIFT DRUM	1-C7
GEARSHIFT PEDAL	1-F11
HANDLEBAR	1-E6
HEADLIGHT	1-E1
HORN	1-E7
IGNITION COIL	1-G7
INSTRUMENTS	1-E2
MAIN STAND	1-G1
MUFFLER	1-F9
OIL FILTER	1-B11
OIL PAN	1-B11
OIL PUMP	1-B11
PISTON	1-C2
PULSER	1-B8
RADIATOR	1-G8
RECTIFIER	1-E5
SEAT	1-E5
SHOCK ABSORBER	1-G3
SHOCK ABSORBER FR	1-E8
SIDE COVER	1-E5
SIDE STAND	1-G1
SPARK UNIT	1-G3
STARTER MOTOR	1-B11
STARTING CLUTCH	1-B8
STEERING STEM	1-E7
SWINGARM	1-G1
SWITCHES	1-E3
TAILLIGHT	1-G6
TENSIONER	1-B5
THERMOSTAT	1-C8
TOOLS	1-G10
TOP BRIDGE	1-E6
TRANSMISSION	1-C6
TURN SIGNAL	1-G4
VALVE	1-B4
WATER PIPE	1-C8
WATER PUMP	1-B10
WHEEL FR	1-E12
WHEEL RR	1-E1
WIRE HARNESS	1-G7

FRONT SHOCK ABSORBER



VF750C 82
VF750C 83

V
F
7
5
0
C

V
F
7
5
0
C

BLOCK NO F-9

REF NO	DESCRIPTION	SERIAL NUMBER FROM	SERIAL NUMBER TO	QTY REQ	PART NUMBER	HONDA CODE
31	WASHER, L SIDE	-	3	1	51444-MB1-771	1291905
32	WASHER, L SIDE	2	-	1	51444-MC7-013	1291913
33	HOLDER, BOOT	2	3	2	51445-MC7-003	1212315
34	CIRCLIP, INTERNAL, 50MM	2	3	2	51447-461-003	0910885
35	PIN, PARALLEL	2	3	2	51448-MB1-771	1390723
36	BOLT ASSY, FR SHOCK	2	3	2	51450-MB0-003	1249358
37	VALVE COMP, AIR (SHOWA)	2	3	2	51456-469-013	0950428
38	CAP, AIR VALVE	2	3	2	51457-MB1-003	1249374
39	SEAL SET, FR SHOCK	2	3	2	5149C-MC5-305	1249382
	SEAL SET, FR SHOCK	2	3	2	51490-MC5-315	1846476
40	LABEL, FR SHOCK	2	3	1	51496-MC7-670	1249390
41	SHOCK ABSORBER ASSY, L FR (SHOWA)	2	-	1	51500-MB1-671	1260686
	SHOCK ABSORBER ASSY, L FR (SHOWA)	2	-	1	51500-MB1-672	2062131
	SHOCK ABSORBER ASSY, L FR	-	3	1	51500-MB1-771	1291921
	SHOCK ABSORBER ASSY, L FR	-	3	1	51500-MB1-772	1949445
42	PIPE COMP, L FR SHOCK	2	3	1	51510-MB1-003	1249432
43	CASE, L LOWER	2	-	1	51521-MB1-003	1249457
	CASE, L LOWER	-	3	1	51521-MB1-771	1291939
44	CASE ASSY, L PISTON	2	-	1	51530-MB0-003	1249465
	CASE ASSY, L PISTON	-	3	1	51530-MB1-771	1291947
45	PIECE B, OIL LOCK	2	-	1	51532-ME1-671	1212364
	PIECE B, OIL LOCK	-	3	1	51532-MB1-771	1291954
46	PIPE B, SEAT	2	3	1	51540-MB0-003	1249473
47	STABILIZER, FR SHOCK	2	-	1	53240-MB1-000	1249903
	STABILIZER, FR SHOCK	-	3	1	53240-MB1-000	1249903
	STABILIZER, FR SHOCK	2	3	1	53240-MB1-010	1436302
	STABILIZER, FR SHOCK	2	3	1	53240-MB1-020	1671023
	STABILIZER, FR SHOCK	2	3	1	53240-MB1-030	1744226
	STABILIZER, FR SHOCK	2	3	1	53240-MB1-040	2051290
	STABILIZER, FR SHOCK	2	3	1	53240-MB1-050	2753770
48	BOLT, SOCKET, 8MM	2	3	2	90116-ME1-671	1250984
49	BOLT, SOCKET	2	3	4	90118-MC7-003	1258300
50	BOLT, SOCKET, 8X28	-	3	1	90152-MB1-700	1442268
51	BOLT, SOCKET, 8X17	2	3	4	90153-MB0-000	1251123
52	GASKET, FR SHOCK DRAIN VALVE	2	3	2	90543-273-000	0052209
53	WASHER, SPECIAL, 8MM	2	3	2	90544-283-000	0259457
54	DUST SEAL, FR SHOCK (SHOWA)	2	3	2	91254-461-003	0911552
	DUST SEAL, FR SHOCK (SHOWA)	2	3	2	91254-461-004	1020700
55	O-RING D. 13 8X2 4	2	3	1	91305-MC7-003	1213222
	O-RING D. 13 8X2 4	2	3	1	91308-MC7-003	1251552

CONTENTS

TITLE	GRID
AIR CLEANER	1-F8
ALTERNATOR	1-B9
BATTERY	1-F7
BRAKE CALIPER FR	1-E10
BRAKE MASTER CYLINDER FR	1-E4
BRAKE PANEL RR	1-F1
BRAKE PEDAL	1-F11
CABLES	1-E3
CAM CHAIN	1-B5
CAMSHAFT	1-B4
CARBURETOR (ASSY LINK)	1-C11
CARBURETOR (COMP PARTS)	1-C12
CLUTCH	1-B7
CLUTCH MASTER CYLINDER	1-E5
CONTROL LEVERS	1-E4
CRANKCASE COVER L	1-B10
CRANKCASE COVER R	1-B6
CRANKSHAFT	1-C2
CROSS SHAFT	1-C9
CYLINDER BLOCK (FRONT)	1-C1
CYLINDER HEAD (FRONT)	1-B1
CYLINDER HEAD (REAR)	1-B3
CYLINDER HEAD COVER	1-B1
FENDER FR	1-E8
FENDER RR	1-G3
FINAL DRIVEN GEAR	1-F2
FOOTPEGS	1-F12
FRAME BODY	1-G9
FUEL PUMP	1-F7
FUEL TANK	1-F3
GASKET KIT A	1-D1
GASKET KIT B	1-D1
GEARSHIFT DRUM	1-C7
GEARSHIFT PEDAL	1-F11
HANDLEBAR	1-E6
HEADLIGHT	1-E1
HORN	1-E7
IGNITION COIL	1-G7
INSTRUMENTS	1-E2
MAIN STAND	1-G1
MUFFLER	1-F9
OIL FILTER	1-B11
OIL PAN	1-B11
OIL PUMP	1-B11
PISTON	1-C2
PULSER	1-B8
RADIATOR	1-G8
RECTIFIER	1-F5
SEAT	1-F5
SHOCK ABSORBER	1-G3
SHOCK ABSORBER FR	1-E8
SIDE COVER	1-F5
SIDE STAND	1-G1
SPARK UNIT	1-G3
STARTER MOTOR	1-B11
STARTING CLUTCH	1-E7
STEERING STEM	1-G1
SWINGARM	1-G1
SWITCHES	1-E3
TAILLIGHT	1-G6
TENSIONER	1-B5
TERMINAL	1-C5
TOOLS	1-G10
TOP BRIDGE	1-E6
TRANSMISSION	1-C6
TURN SIGNAL	1-G4
VALVE PIPE	1-B4
WATER PIPE	1-C8
WATER PUMP	1-B10
WHEEL FR	1-E12
WHEEL RR	1-F1
WIRE HARNESS	1-G7

GRID NO.

1-E 9

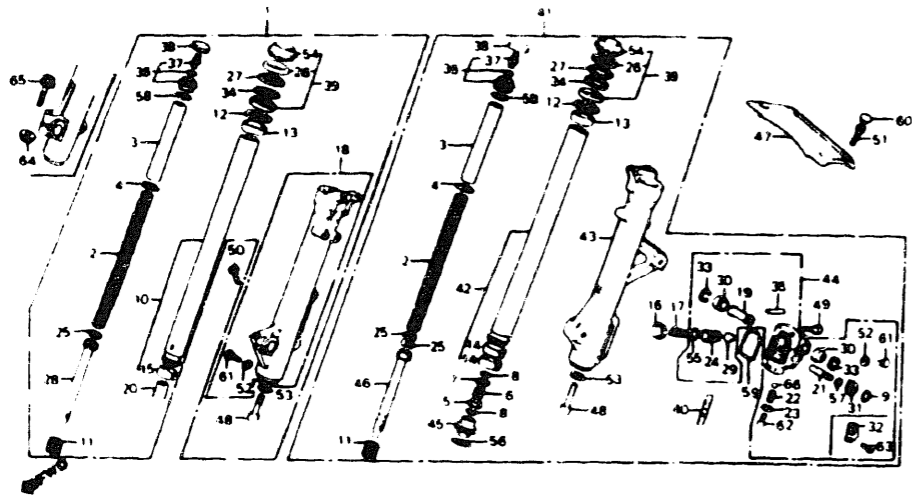
REF NO	DESCRIPTION	SERIAL NUMBER FROM	SERIAL NUMBER TO	QTY REQ	PART NUMBER	HONDA CODE
15	BUSH SLIDER	2	3	1	51415-461-003	0918656
16	GASKET PISTON CASE	2	3	1	51417-ME1-671	1212190
17	SPRING PISTON	2	3	1	51418-ME1-671	1212208
18	CASE COMP R LOWER	2	-	1	51421-MB1-003	1249309
	CASE COMP R LOWER	-	3	1	51421-MB1-771	1291863
19	COLLAR PISTON	2	-	1	51423-MC7-003	1212224
	COLLAR PISTON	-	3	1	51423-MB1-771	1291871
20	PIECE OIL LOCK	2	3	1	51432-371-003	0407981
21	ROD ADJUSTING	2	-	1	51433-MB0-003	1249317
	ROD ADJUSTING	-	3	1	51433-MB1-771	1291889
22	SPRING CLICK	2	3	1	51434-MC7-003	1212257
23	WASHER SPECIAL 5MM	2	3	1	51435-MC7-003	1217413
24	PISTON	2	-	1	51436-ME1-671	1212265
	PISTON	-	3	1	51436-MB1-771	1291897
25	RING PISTON	2	3	3	51437-MA0-771	1093962
26	HOLDER GREASE	2	3	2	51438-MC5-003	1249325
27	WASHER HOLDER	2	3	2	51439-MC5-003	1249333
28	PIPE SEAT	2	3	1	51440-MB0-003	1249341
29	RUBBER STOPPER	2	3	1	51441-MC7-003	1212281
30	BOOT PISTON CASE	2	3	2	51442-MC7-003	1212299

1-E 9

VF750C 82 FRAME NO CM000033 TO CM027062
VF750C 83 FRAME NO DM100011 TO DM122819

71

FRONT SHOCK ABSORBER



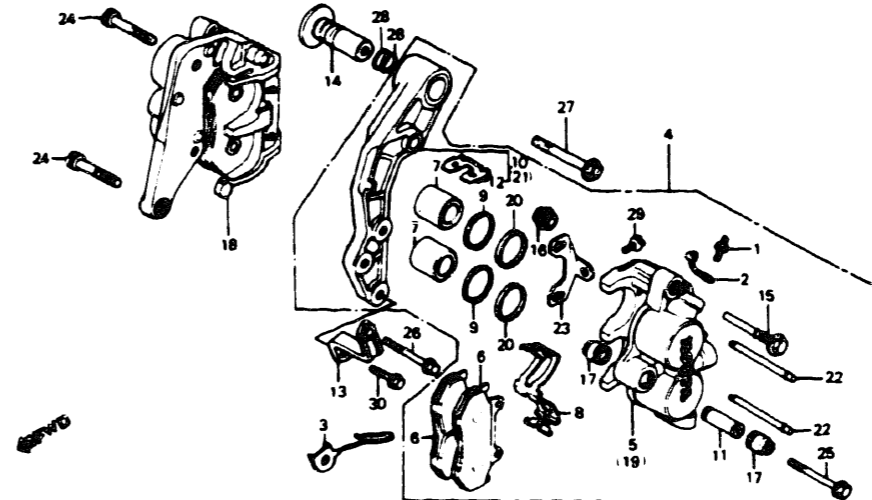
REF NO	DESCRIPTION	SERIAL NUMBER		QTY	PART NUMBER	HONDA CODE
		FROM	TO			
VF750C 82 VF750C 83		V 7 5 0 C	V 7 5 0 C		G38 8881 98	BLOCK NO F-9
55	O RING D 13 8X2 4	2	3	1	91311-PH7-003	2373504
56	O RING (E) 33 5X2	2	3	1	91306-MC7-003	1213230
57	O RING 6 8X1 9	2	3	1	91306-PJ4-000	2373447
	O RING B 6 8X1 9	2	3	1	91310-MC7-003	1218569
58	O RING 29X2 4	2	3	2	91356-371-000	0471300
59	O RING 49 4X3 1	2	3	1	91399-MB0-003	1260900
60	CAP SOCKET BOLT 8MM	2	3	4	91455-MB0-000	1251677
61	BOLT HEX 6X8	2	3	2	92000-06008-0A	0724377
	BOLT HEX 6X8	2	3	2	92101-06008-0A	2504868
62	SCREW PAN 5X10	2	3	1	93500-05010-0A	0156976
	SCREW PAN 5X10	2	3	1	93500-05010-1A	0814343
	SCREW PAN 5X10	2	3	1	93510-05010-0A	0173583
63	SCREW FLAT 4X10	2	-	2	93600-04010-1B	1213263
64	NUT FLANGE 8MM	2	-	1	94050-08000	0481143
65	BOLT FLANGE 8X50	2	-	1	95700-08050-00	0687871
	BOLT FLANGE 8X50	2	-	1	95701-08050-00	2935740
66	BALL STEEL #5 (5 32)	2	3	1	96211-05000	0058917

72

VF750C 82 FRAME NO CM000033 TO CM027062
VF750C 83 FRAME NO DM100011 TO DM122819

1-E 10

FRONT BRAKE CALIPER



REF NO	DESCRIPTION	SERIAL NUMBER		QTY	PART NUMBER	HONDA CODE
		FROM	TO			
VF750C 82 VF750C 83		V 7 5 0 C	V 7 5 0 C		G38 8881 10	BLOCK NO F-10
1	SCREW BLEEDER	2	3	2	43352-568-003	0505735
2	CAP BLEEDER	2	3	2	43353-461-771	0954230
3	CLAMP SPEEDOMETER CABLE	2	3	1	44832-MB1-000	1248129
4	CALIPER ASSY L FR (NISSHIN ASK)	2	-	1	45100-MB1-007	1248145
	CALIPER ASSY L FR (NISSHIN TT)	-	3	1	DM122119	1248145
	CALIPER ASSY L FR (NISSHIN ASK)	-	3	1	DM122119	1248152
	CALIPER ASSY L FR (NISSHIN TT)	-	3	1	DM122120	1723485
5	CALIPER COMP L	2	3	1	45101-MA3-006	1011915
6	PAD COMP (NISSHIN ASK)	2	-	4	45105-MB0-007	1248160
	PAD COMP (NISSHIN TT)	-	3	4	DM122119	1248160
	PAD COMP FR (ASK)	-	3	4	DM122120	1248178
	PAD COMP FR (TT)	-	3	4	DM122120	1458926
		-	3	4	DM122120	1458934

73

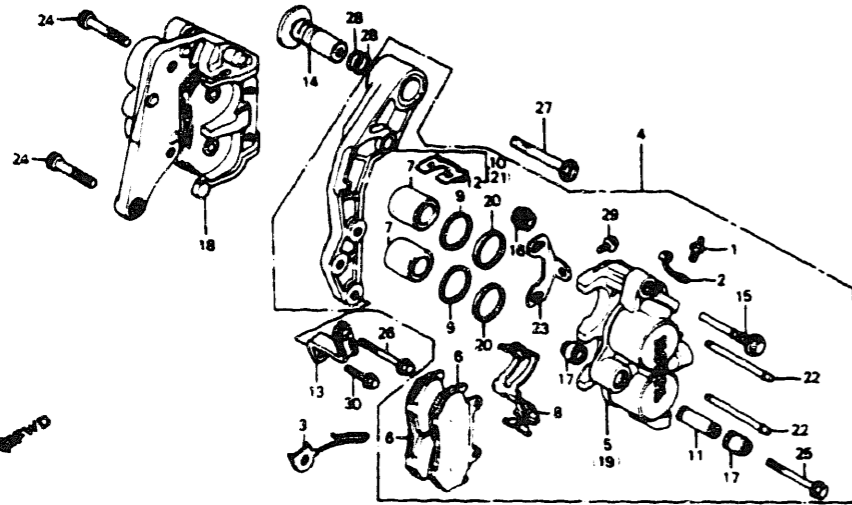
CONTENTS

TITLE	GRID
AIR CLEANER	1-F8
ALTERNATOR	1-B9
BATTERY	1-F7
BRAKE CALIPER FR	1-E10
BRAKE MASTER CYLINDER FR	1-E4
BRAKE PANEL RR	1-F1
BRAKE PEDAL	1-F11
CABLES	1-E3
CAM CHAIN	1-B5
CAMSHAFT	1-B4
CARBURETOR (ASSY LINK)	1-C11
CARBURETOR (COMP PARTS)	1-C12
CLUTCH	1-B7
CLUTCH MASTER CYLINDER	1-E5
CONTROL LEVERS	1-F4
CRANKCASE COVER L	1-B10
CRANKCASE COVER R	1-B6
CRANKSHAFT	1-C2
CROSS SHAFT	1-C9
CYLINDER BLOCK	1-C1
CYLINDER HEAD (FRONT)	1-B1
CYLINDER HEAD (REAR)	1-B3
CYLINDER HEAD COVER	1-B1
FENDER FR	1-E8
FENDER RR	1-G3
FINAL DRIVEN GEAR	1-F2
FOOTPEGS	1-F12
FRAME BODY	1-G9
FUEL PUMP	1-F7
FUEL TANK	1-F3
GASKET KIT A	1-D1
GASKET KIT B	1-D1
GEARSHIFT DRUM	1-C7
GEARSHIFT PEDAL	1-F11
HANDLEBAR	1-E6
HEADLIGHT	1-E1
HORN	1-E7
IGNITION COIL	1-G7
INSTRUMENTS	1-E2
MAIN STAND	1-G1
MUFFLER	1-F9
OIL FILTER	1-B11
OIL PAN	1-B11
OIL PUMP	1-B11
PISTON	1-C2
PULSER	1-B8
RADIATOR	1-G8
RECTIFIER	1-F5
SEAT	1-F5
SHOCK ABSORBER	1-G3
SHOCK ABSORBER FR	1-E8
SIDE COVER	1-F5
SIDE STAND	1-G1
SPARK UNIT	1-G3
STARTER MOTOR	1-B11
STARTING CLUTCH	1-B8
STEERING STEM	1-E7
STRINGARM	1-G1
SWITCHES	1-E3
TAILLIGHT	1-G6
TENSIONER	1-B5
THERMOSTAT	1-C8
TOOLS	1-G10
TOP BRIDGE	1-E6
TRANSMISSION	1-C6
TURN SIGNAL	1-G4
VALVE	1-B4
WATER PIPE	1-C8
WATER PUMP	1-B10
WHEEL FR	1-E12
WHEEL RR	1-F1
WIRE HARNESS	1-G7

GRID NO.

1-E 10

FRONT BRAKE CALIPER



VF750C 82 VF750C 83		VF750C 82 VF750C 83		VF750C 82 VF750C 83		VF750C 82 VF750C 83		VF750C 82 VF750C 83		VF750C 82 VF750C 83	
REF NO	DESCRIPTION	2	3	SERIAL NUMBER FROM	TO	QTY REQ	PART NUMBER	HONDA CODE	BLOCK NO F-10		
18	CALIPER ASSY., R. FR. (NISSHIN ASK)	-	3	DM122120	-----	1	45200-MB1-701	1723501			
	CALIPER ASSY., R. FR. (NISSHIN TT)	-	3	DM122120	-----	1	45200-MB1-702	1723519			
19	CALIPER COMP., R.	2	3	-----	-----	1	45201-MA3-006	1020494			
20	SEAL, PISTON	2	3	-----	-----	4	45209-166-006	1012038			
21	BRACKET, R. FR.	2	3	-----	-----	1	45210-MA5-006	1085943			
22	PIN, HANGER	2	3	-----	-----	4	45215-MA3-006	1012048			
23	PLATE	2	3	-----	-----	2	45217-MA3-006	1012053			
24	BOLT, SOCKET, 10X40	2	3	-----	-----	2	90164-460-840	1113257			
25	BOLT, FLANGE, 8X49	2	3	-----	-----	2	90180-MA3-006	1053107			
26	BOLT, FLANGE, 8X55	2	3	-----	-----	1	90180-MA3-660	1213107			
27	BOLT, FLANGE, 10X50	2	3	-----	-----	1	90185-MC7-013	1260785			
28	O-RING, 16 8X1 9	2	3	-----	-----	2	91302-MC7-611	1218544			
29	BOLT, FLANGE, 8X10	2	3	-----	-----	2	95700-06010-07	0663930			
	BOLT, FLANGE, 8X10	2	3	-----	-----	2	95701-06010-07	2374734			
30	BOLT, FLANGE, 8X20	2	3	-----	-----	1	95700-08020-07	1213339			

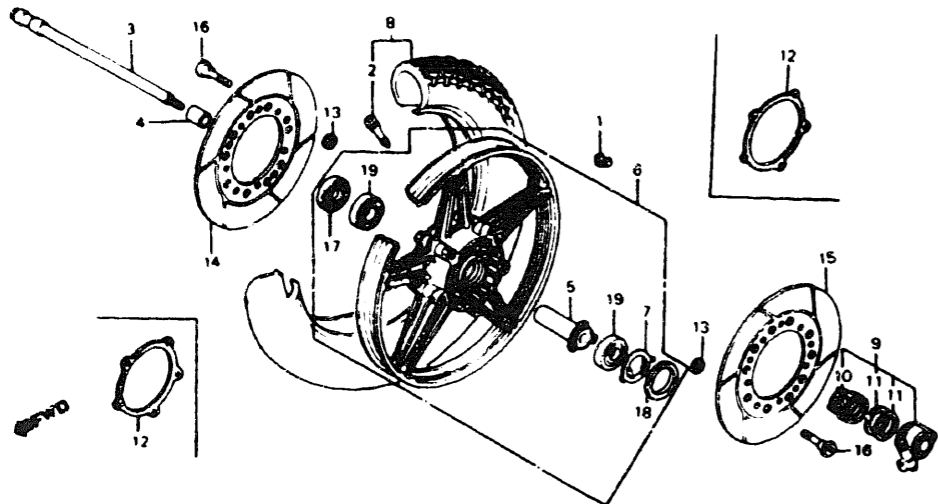
CONTENTS

TITLE	GRID
AIR CLEANER	1-F8
ALTERNATOR	1-B9
BATTERY	1-F7
BRAKE CALIPER FR	1-E10
BRAKE MASTER CYLINDER FR	1-E4
BRAKE PANEL RR	1-F1
BRAKE PEDAL	1-F11
CABLES	1-E3
CAM CHAIN	1-B5
CAMSHAFT	1-B4
CARBURETOR (ASSY LINK)	1-C11
CARBURETOR (COMP PARTS)	1-C12
CLUTCH	1-B7
CLUTCH MASTER CYLINDER	1-E5
CONTROL LEVERS	1-E4
CRANKCASE COVER L	1-B10
CRANKCASE COVER R	1-B6
CRANKSHAFT	1-C2
CROSS SHAFT	1-C9
CYLINDER BLOCK	1-C1
CYLINDER HEAD (FRONT)	1-B1
CYLINDER HEAD (REAR)	1-B3
CYLINDER HEAD COVER	1-B1
FENDER FR	1-E8
FENDER RR	1-G3
FINAL DRIVEN GEAR	1-F2
FOOTPEGS	1-F12
FRAME BODY	1-G9
FUEL PUMP	1-F7
FUEL TANK	1-F3
GASKET KIT A	1-D1
GASKET KIT B	1-D1
GEARSHIFT DRUM	1-C7
GEARSHIFT PEDAL	1-F11
HANDLEBAR	1-E6
HEADLIGHT	1-E1
HOORN	1-E7
IGNITION COIL	1-G7
INSTRUMENTS	1-E2
MAIN STAND	1-G1
MUFFLER	1-F9
OIL FILTER	1-B11
OIL PAN	1-B11
OIL PUMP	1-B11
PISTON	1-C2
PULSER	1-B6
RADIATOR	1-G8
RECTIFIER	1-F5
SEAT	1-F5
SHOCK ABSORBER	1-G3
SHOCK ABSORBER FR	1-E8
SIDE COVER	1-F5
SIDE STAND	1-G1
SPARK UNIT	1-G3
STARTER MOTOR	1-B11
STARTING CLUTCH	1-B8
STEERING STEM	1-E7
SWINGARM	1-G1
SWITCHES	1-E3
TAILLIGHT	1-G8
TENSIONER	1-B5
THERMOSTAT	1-C8
TOOLDS	1-G10
TOP BRIDGE	1-E8
TRANSMISSION	1-C6
TURN SIGNAL	1-G4
VALVE	1-B4
WATER PIPE	1-C8
WATER PUMP	1-B10
WHEEL FR	1-E12
WHEEL RR	1-F1
WIRE HARNESS	1-G7

REF NO	DESCRIPTION	2	3	SERIAL NUMBER FROM	TO	QTY REQ	PART NUMBER	HONDA CODE	BLOCK NO F-10	
6	PAD COMP FR (ASK)	-	3	DM122120	-----	4	45105-MJ1-672	1734797		
	PAD COMP FR (ASK)	-	3	DM122120	-----	4	45105-MJ1-673	2781037		
7	PISTON	2	3	-----	-----	4	45107-MA3-006	1011949		
8	SPRING PAD	2	3	-----	-----	2	45108-MA3-006	1011956		
9	DUST SEAL	2	3	-----	-----	4	45109-166-006	1011964		
10	BRACKET COMP L FR	2	3	-----	-----	1	45110-ME1-671	1211754		
11	SLEEVE	2	3	-----	-----	2	45111-MA3-006	1011980		
12	RETAINER BRACKET	2	3	-----	-----	2	45112-445-631	1095496		
13	BRIDGE CALIPER BRACKET	2	3	-----	-----	1	45113-ME1-670	1211762		
14	SLEEVE FR CALIPER BRACKET	2	3	-----	-----	1	45114-MB7-610	1211770		
15	BOLT PIN	2	3	-----	-----	2	45131-MA3-006	1012004		
16	BOOT B	2	3	-----	-----	2	45133-MA3-006	1012012		
17	BOOT PIN	2	3	-----	-----	4	45133-166-006	1059231		
	BOOT PIN	2	3	-----	-----	4	45133-166-016	1012020		
18	CALIPER ASSY R FR (NISSHIN ASK)	2	-	-----	-----	1	45200-MB1-007	1248327		
	CALIPER ASSY R FR (NISSHIN TT)	-	3	DM122119	-----	1	45200-MB1-007	1248327		
	CALIPER ASSY R FR (NISSHIN TT)	2	-	-----	-----	1	45200-MB1-008	1248335		
	CALIPER ASSY R FR (NISSHIN TT)	-	3	DM122119	-----	1	45200-MB1-008	1248335		

VF750C 82 FRAME NO CM000033 TO CM027062
VF750C 83 FRAME NO DM100011 TO DM122819

FRONT WHEEL



VF750C '82
VF750C '83

REF NO	DESCRIPTION	SERIAL NUMBER		QTY	PART NUMBER	HONDA CODE
		FROM	TO			
8	TIRE ASSY., FR. (110/90-18 61H DUNLOP)	2	3	1	44710-MG8-673	2014090
9	BOX ASSY., SPEEDOMETER GEAR	2	3	1	44800-MB0-013	2450765
10	GEAR, SPEEDOMETER	2	3	1	44808-MB0-003	1248095
11	WASHER, SPEEDOMETER GEAR	2	3	2	44809-402-000	0433896
12	SHIM, DAMPING	2	-	2	45128-MB1-000	1248293
13	SHIM, DAMPING	-	3	2	45128-MB1-000	1248293
14	DISK, R. FR. BRAKE	2	-	1	45251-MB1-000	1248350
	DISK, R. FR. BRAKE	-	3	1	45251-MB1-700	1291749
15	DISK, L. FR. BRAKE	2	-	1	45351-MB1-000	1248376
	DISK, L. FR. BRAKE	-	3	1	45351-MB1-700	1291756
16	BOLT, FR. DISK, 8X33	2	-	10	90105-MB0-000	1250901
	BOLT, FR. DISK, 8X33	2	-	10	90105-MB0-010	2028785
	BOLT, FR. DISK, 8X59	-	3	10	90105-ME2-000	1390848
	BOLT, FR. DISK, 8X59	-	3	10	90106-MF2-010	2045888
17	DUST SEAL, 22X42X7	2	3	1	91252-MC7-003	1210913
18	DUST SEAL, 40X50X5	2	3	1	91258-410-003	048380C
	DUST SEAL, 40X50X5 (NIPPON)	2	3	1	91258-410-006	0912402
	DUST SEAL, 40X50X5 (ARAI)	2	3	1	91258-410-013	0670992
19	BEARING, RADIAL BALL, 6302UU	2	3	2	96150-63020-10	1213347

BLOCK NO. F-11

CONTENTS

TITLE	GRID
AIR CLEANER	1-F8
ALTERNATOR	1-B9
BATTERY	1-F7
BRAKE CALIPER, FR	1-E10
BRAKE MASTER CYLINDER, FR	1-E4
BRAKE PANEL, RR	1-F1
BRAKE PEDAL	1-F11
CABLES	1-E3
CAM CHAIN	1-B5
CAMSHAFT	1-B4
CARBURETOR (ASSY LINK)	1-C11
CARBURETOR (COMP. PARTS)	1-C12
CLUTCH	1-B7
CLUTCH MASTER CYLINDER	1-E5
CONTROL LEVERS	1-E4
CRANKCASE COVER, L	1-B10
CRANKCASE COVER, R	1-B6
CRANKSHAFT	1-C2
CROSS SHAFT	1-C9
CYLINDER BLOCK (FRONT)	1-C1
CYLINDER HEAD (FRONT)	1-B1
CYLINDER HEAD (REAR)	1-B3
CYLINDER HEAD COVER	1-B1
FENDER, FR	1-E8
FENDER, RR	1-G3
FINAL DRIVEN GEAR	1-F2
FOOTPEGS	1-F12
FRAME BODY	1-G9
FUEL PUMP	1-F7
FUEL TANK	1-F3
GASKET KIT A	1-D1
GASKET KIT B	1-D1
GEARSHIFT DRUM	1-C7
GEARSHIFT PEDAL	1-F11
HANDLEBAR	1-E6
HEADLIGHT	1-E1
HORN	1-E7
IGNITION COIL	1-G7
INSTRUMENTS	1-E2
MAIN STAND	1-G1
MUFFLER	1-F9
OIL FILTER	1-B11
OIL PAN	1-B11
OIL PUMP	1-B11
PISTON	1-C2
PULSER	1-B8
RADIATOR	1-G8
RECTIFIER	1-F5
SEAT	1-F5
SHOCK ABSORBER	1-G3
SHOCK ABSORBER, FR	1-C8
SIDE COVER	1-F5
SIDE STAND	1-G1
SPARK UNIT	1-G3
STARTER MOTOR	1-B11
STARTING CLUTCH	1-B8
STEERING STEM	1-E7
SWINGARM	1-G1
SWITCHES	1-E3
TAILLIGHT	1-G6
TENSIONER	1-B5
THERMOSTAT	1-C8
TOOLS	1-G10
TOP BRIDGE	1-E6
TRANSMISSION	1-C6
TURN SIGNAL	1-G4
VALVE	1-B4
WATER PIPE	1-C8
WATER PUMP	1-B10
WHEEL, FR	1-E12
WHEEL, RR	1-F1
WIRE HARNESS	1-G7

GRID NO.

1-E 12

REF NO	DESCRIPTION	SERIAL NUMBER		QTY	PART NUMBER	HONDA CODE
		FROM	TO			
1	WEIGHT BALANCE (10G)	2	3	N	42704-MB0-000	1272319
	WEIGHT BALANCE (20G)	2	3	N	42705-MB0-000	1247881
	WEIGHT BALANCE (30G)	2	3	N	42706-MB0-000	1247899
2	VALVE RIM (BS)	2	3	1	42753-425-003	1032465
	VALVE RIM (DUNLOP)	2	3	1	42753-425-004	1041128
3	AXLE FR WHEEL	2	3	1	44301-461-770	0946335
4	COLLAR FR WHEEL SIDE	2	3	1	44311-461-770	0946343
5	COLLAR COMP FR AXLE DISTANCE	2	3	1	44620-MB0-000	1248020
6	WHEEL COMP FR	2	-	1	44650-MB1-305	1248046
	WHEEL COMP FR	-	3	1	44650-MB1-315	1517184
7	RETAINER GEAR BOX	2	3	1	44680-410-000	0482968
8	TIRE ASSY FR (BS) (110 90-18 61H)	2	3	1	44710-MB1-671	1248061
	TIRE ASSY FR (110 90-18 61H DUNLOP)	2	3	1	44710-MB1-672	1248079
	TIRE ASSY FR (110 90-18 61H DUNLOP)	2	3	1	44710-MB4-672	1390822
	TIRE ASSY FR (HAM) (M110 90-18 DUNLOP)	2	3	1	44710-MG1-673	1288976

G38-8MB1-11A BLOCK NO. F-11

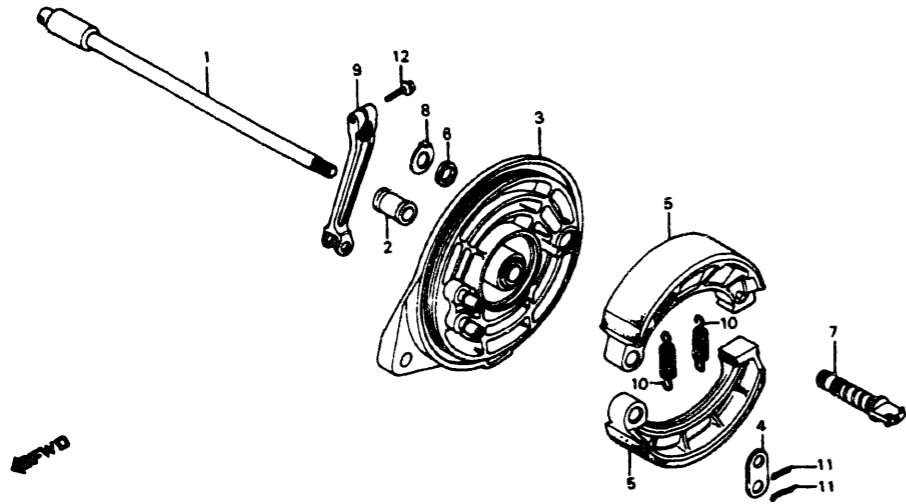
VF750C '82 FRAME NO CMO00033 TO CMO27062
VF750C '83 FRAME NO DM100011 TO DM122819

1-E 12

77

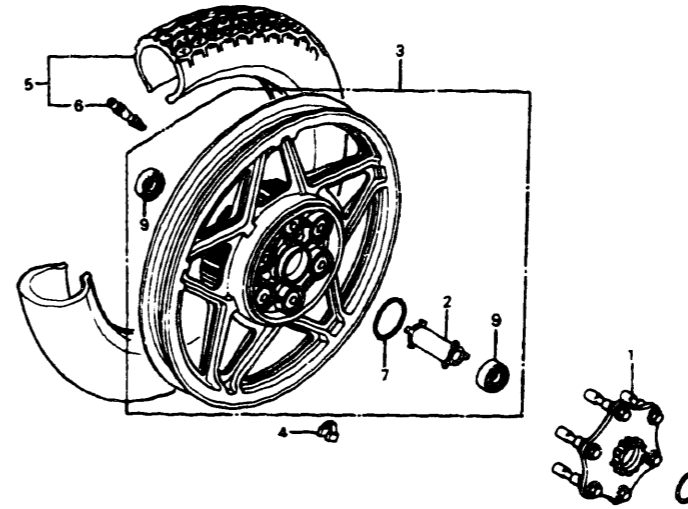
76

REAR BRAKE PANEL



VF750C '82 VF750C '83		V F 7 5 0 C	V F 7 5 0 C	G38-BMB1-12		BLOCK NO. F-12	
REF NO	DESCRIPTION	2	3	SERIAL NUMBER FROM TO	QTY REQ	PART NUMBER	HONDA CODE
1	AXLE, RR. WHEEL	2	-	-----	1	42301-MB0-000	1247816
	AXLE, RR. WHEEL	-	3	-----	1	42301-MB0-700	1291715
2	COLLAR, RR. WHEEL SIDE	2	-	-----	1	42313-MB0-000	1247824
	COLLAR, RR. WHEEL SIDE	-	3	-----	1	42313-MB0-700	1291723
3	PANEL COMP., RR.	2	3	-----	1	43100-MB0-010	2053460
4	WASHER, ANCHOR PIN	2	3	-----	1	43102-319-000	0212092
	WASHER, RR. BRAKE ANCHOR PIN	2	3	-----	1	43106-222-300	0033233
5	SHOE COMP., RR. BRAKE	2	3	-----	2	43120-415-000	0669408
6	DUST SEAL, BRAKE CAM	2	3	-----	1	43134-300-000	0191064
7	CAM, RR. BRAKE	2	3	-----	1	43141-MB0-000	1247956
8	INDICATOR, RR. BRAKE	2	3	-----	1	43145-415-000	0669424
9	ARM, RR. BRAKE	2	3	-----	1	43410-MB1-000	1247972
10	SPRING, FR. BRAKE SHOE	2	3	-----	2	45133-329-000	0293316
11	PIN, SPLIT, 2 5X20	2	3	-----	2	94201-25200	0058404
	PIN, SPLIT, 2 5X25	2	3	-----	2	94201-25250	0145581
	PIN, COTTER, 2 5X30	2	3	-----	2	94201-25300	0156091
12	BOLT, FLANGE, 8X25	2	3	-----	1	95700-08025-00	0671214
	BOLT, FLANGE, 8X25	2	3	-----	1	95701-08025-00	2545325

REAR WHEEL



VF750C '82 VF750C '83		V F 7 5 0 C	V F 7 5 0 C	G38-BMB1-13		BLOCK NO. F-13	
REF NO	DESCRIPTION	2	3	SERIAL NUMBER FROM TO	QTY REQ	PART NUMBER	HONDA CODE
1	FLANGE ASSY., FINAL DRIVEN	2	-	-----	1	42610-MB0-000	1247832
	FLANGE ASSY., FINAL DRIVEN	-	3	-----	1	42610-MB0-000	1247832
	FLANGE ASSY., FINAL DRIVEN	2	3	DM110775	1	42610-MB0-010	1357839
2	COLLAR, RR. AXLE DISTANCE	2	3	-----	1	42610-MB0-020	1723535
	COLLAR, RR. AXLE DISTANCE	2	3	-----	1	42620-MB0-000	1247840
3	WHEEL COMP., RR.	2	3	-----	1	42650-MB1-305	1247873
4	WEIGHT, BALANCE (10G)	2	3	-----	N	42704-MB0-000	1272319
	WEIGHT, BALANCE (20G)	2	3	-----	N	42705-MB0-000	1247881
	WEIGHT, BALANCE (30G)	2	3	-----	N	42706-MB0-000	1247899
5	TIRE ASSY., RR. (BS)	2	3	-----	1	42710-MB1-671	1247923
	TIRE ASSY., RR. (DUNLOP)	2	-	-----	1	42710-MB1-672	1247931
	TIRE ASSY., RR. (130/60-16 67H DUNLOP)	-	3	-----	1	42710-MB1-700	1291731
	TIRE ASSY., RR. (130/60-16 67H DUNLOP)	-	3	-----	1	42710-MB1-772	1416312
6	VALVE, RIM (BS)	2	3	-----	1	42753-425-003	1032465
	VALVE, RIM (DUNLOP)	2	3	-----	1	42753-425-004	1041128
7	O-RING, 56.5X2	2	3	-----	1	91357-MB0-000	1251602
8	O-RING, 46.5X3.5	2	3	-----	1	91358-MB0-000	1251610
9	BEARING, RADIAL BALL, 6303U	2	3	-----	2	96140-63030-10	0300616

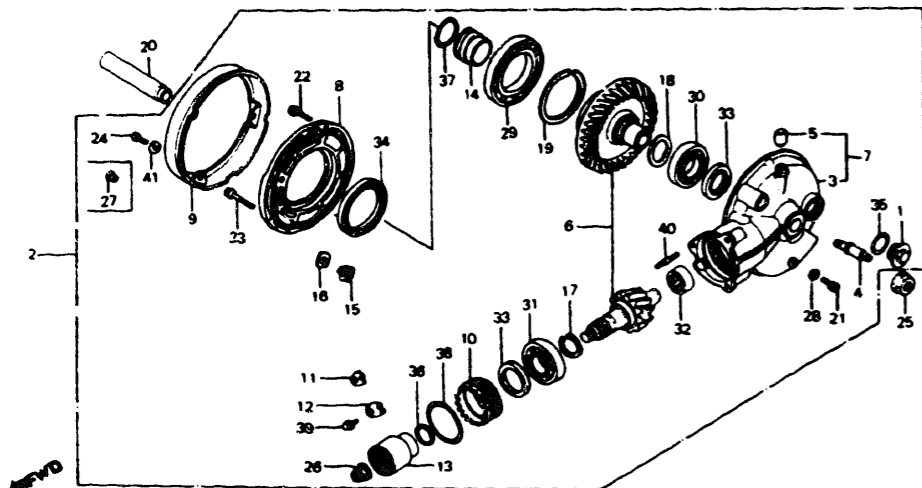
CONTENTS

TITLE	GRID
AIR CLEANER	1-F8
ALTERNATOR	1-B9
BATTERY	1-F7
BRAKE CALIPER, FR.	1-E10
BRAKE MASTER CYLINDER, FR.	1-E4
BRAKE PANEL, RR.	1-F1
BRAKE PEDAL	1-F11
CABLES	1-E3
CAM CHAIN	1-B5
CAMSHAFT	1-B4
CARBURETOR (ASSY LINK)	1-C11
CARBURETOR (COMP PARTS)	1-C12
CLUTCH	1-B7
CLUTCH MASTER CYLINDER	1-E5
CONTROL LEVERS	1-E4
CRANKCASE COVER, L	1-B10
CRANKCASE COVER, R	1-B6
CRANKSHAFT	1-C2
CROSS SHAFT	1-C9
CYLINDER BLOCK	1-C1
CYLINDER HEAD (FRONT)	1-B1
CYLINDER HEAD (REAR)	1-B3
CYLINDER HEAD COVER	1-B1
FENDER, FR.	1-E8
FENDER, RR.	1-G3
FINAL DRIVEN GEAR	1-F2
FOOTPEGS	1-F12
FRAME BODY	1-G9
FUEL PUMP	1-F7
FUEL TANK	1-F3
GASKET KIT A	1-D1
GASKET KIT B	1-D1
GEARSHIFT DRUM	1-C7
GEARSHIFT PEDAL	1-F11
HANDLEBAR	1-E6
HEADLIGHT	1-E1
HORN	1-E7
IGNITION CO' L	1-G7
INSTRUMENTS	1-E2
MAIN STAND	1-G1
MUFFLER	1-F9
OIL FILTER	1-B11
OIL PAN	1-B11
OIL PUMP	1-B11
PISTON	1-C2
PULSER	1-B8
RADIATOR	1-G8
RECTIFIER	1-F5
SEAT	1-F5
SHOCK ABSORBER	1-G3
SHOCK ABSORBER, FR.	1-E8
SIDE COVER	1-F5
SIDE STAND	1-G1
SPARK UNIT	1-G3
STARTER MOTOR	1-B11
STARTING CLUTCH	1-B8
STEERING STEM	1-E7
SWINGARM	1-G1
SWITCHES	1-E3
TAILLIGHT	1-G6
TENSIONER	1-B5
THERMOSTAT	1-C8
TOOLS	1-G10
TOP BRIDGE	1-E6
TRANSMISSION	1-C6
TURN SIGNAL	1-G4
VALVE	1-B4
WATER PIPE	1-C8
WATER PUMP	1-B10
WHEEL, FR.	1-F12
WHEEL, RR.	1-F1
WIRE HARNESS	1-G7

GRID NO.

1-F 1

FINAL DRIVEN GEAR



VF750C '82
VF750C '83

VF750C
82

VF750C
83

BLOCK NO. F-14

REF NO	DESCRIPTION	SERIAL NUMBER FROM	SERIAL NUMBER TO	QTY REQ	PART NUMBER	HONDA CODE
12	LOCK B, BEARING ADJUSTING			1	41333-415-000	0669184
13	JOINT, PINION			1	41410-MB0-000	1247592
14	HOLDER, O-RING			1	41433-MB0-000	1247600
	HOLDER, O-RING			1	41433-MB0-010	1316769
15	PIN, RING GEAR STOPPER			1	41436-MB0-300	1247618
	PIN, RING GEAR STOPPER			1	41436-MB0-310	1316777
16	SHIM A, STOPPER PIN			1	41437-MB0-300	1247626
	SHIM A, STOPPER PIN			1	41437-MB0-310	1316785
	SHIM B, STOPPER PIN			1	41438-MB0-300	1247634
	SHIM B, STOPPER PIN			1	41438-MB0-310	1316793
17	SHIM A, PINION GEAR (1.82)			1	41450-MB0-000	1247642
	SHIM B, PINION GEAR (1.88)			1	41451-MB0-000	1247659
	SHIM C, PINION GEAR (1.94)			1	41452-MB0-000	1247667
	SHIM D, PINION GEAR (2.00)			1	41453-MB0-000	1247675
	SHIM E, PINION GEAR (2.06)			1	41454-MB0-000	1247683
	SHIM F, PINION GEAR (2.12)			1	41455-MB0-000	1247691
	SHIM G, PINION GEAR (2.18)			1	41456-MB0-000	1247709
18	WASHER, SPECIAL 35X40			1	41510-MB0-003	1247717
19	SPACER A, RING GEAR (1.82)			1	41530-MB0-000	1247725
	SPACER B, RING GEAR (1.88)			1	41531-MB0-000	1247733
	SPACER C, RING GEAR (1.94)			1	41532-MB0-000	1247741
	SPACER D, RING GEAR (2.00)			1	41533-MB0-000	1247758
	SPACER E, RING GEAR (2.06)			1	41534-MB0-000	1247766
	SPACER F, RING GEAR (2.12)			1	41535-MB0-000	1247774
	SPACER G, RING GEAR (2.18)			1	41536-MB0-000	1247782
	SPACER H, RING GEAR (2.24)			1	41537-MB0-000	1247790
	SPACER I, RING GEAR (2.30)			1	41538-MB0-000	1247808
20	COLLAR B, RR. DISTANCE		DM115803	3	90170-MB0-000	1251206
21	BOLT, SEALING, 8MM			1	90109-371-000	0417873
22	BOLT, FLANGE, 8X27			6	90133-MB0-000	1251016
23	BOLT, FLANGE, 10X38			2	90134-371-000	0471250
24	BOLT, HEX., 6X16			3	90170-MB0-000	1251206
			DM115804	3	90170-MB0-000	1251206
				1	90170-MB0-000	1251206
25	NUT, RR. AXLE U, 16MM			1	90305-MC0-003	1117910
26	NUT, HEX., 16MM			1	90381-MB0-000	1251347
	NUT, HEX., 16MM			1	90381-MB0-010	1378223
	NUT, HEX., 16MM			1	90381-MB0-700	1292127
27	WASHER, SPECIAL		DM115803	3	90402-MB0-000	1251354
				3	90402-MB0-000	1251354
28	GASKET, 8MM			1	90471-580-000	0517144
29	BEARING, RADIAL BALL, 16012C3			1	91051-MB0-005	1251438

81

CONTENTS

TITLE	GRID
AIR CLEANER	1-F8
ALTERNATOR	1-B9
BATTERY	1-F7
BRAKE CALIPER, FR	1-E10
BRAKE MASTER CYLINDER, FR	1-E4
BRAKE PANEL, RR	1-F1
BRAKE PEDAL	1-F11
CABLES	1-E3
CAM CHAIN	1-B5
CAMSHAFT	1-B4
CARBURETOR (ASSY LINK)	1-C11
CARBURETOR (COMP PARTS)	1-C12
CLUTCH	1-B7
CLUTCH MASTER CYLINDER	1-E5
CONTROL LEVERS	1-E4
CRANKCASE COVER, L	1-B10
CRANKCASE COVER, R	1-B6
CRANKSHAFT	1-C2
CROSS SHAFT	1-C8
CYLINDER BLOCK	1-C1
CYLINDER HEAD (FRONT)	1-B1
CYLINDER HEAD (REAR)	1-B3
CYLINDER HEAD COVER	1-B1
FENDER, FR	1-E8
FENDER, RR	1-G3
FINAL DRIVEN GEAR	1-F2
FOOTPEGS	1-F12
FRAME BODY	1-G8
FUEL PUMP	1-F7
FUEL TANK	1-F3
GASKET KIT A	1-D1
GASKET KIT B	1-D1
GEARSHIFT DRUM	1-C7
GEARSHIFT PEDAL	1-F11
HANDLEBAR	1-E6
HEADLIGHT	1-E1
HORN	1-E7
IGNITION COIL	1-G7
INSTRUMENTS	1-E2
MAIN STAND	1-G1
MUFFLER	1-F9
OIL FILTER	1-B11
OIL PAN	1-B11
OIL PUMP	1-B11
PISTON	1-C2
PULSER	1-B8
RADIATOR	1-G8
RECTIFIER	1-F5
SEAT	1-F5
SHOCK ABSORBER	1-G3
SHOCK ABSORBER, FR	1-E8
SIDE COVER	1-F5
SIDE STAND	1-G1
SPARK UNIT	1-G3
STARTER MOTOR	1-B11
STARTING CLUTCH	1-B8
STEERING STEM	1-E7
SWINGARM	1-G1
SWITCHES	1-E3
TAILLIGHT	1-G6
TENSIONER	1-B5
TERMOSTAT	1-C8
TOOLS	1-G10
TOP BRIDGE	1-E6
TRANSMISSION	1-C6
TURN SIGNAL	1-G4
VALVE	1-B4
WATER PIPE	1-C8
WATER PUMP	1-B10
WHEEL, FR	1-E12
WHEEL, RR	1-F1
WIRE HARNESS	1-G7

GRID NO.

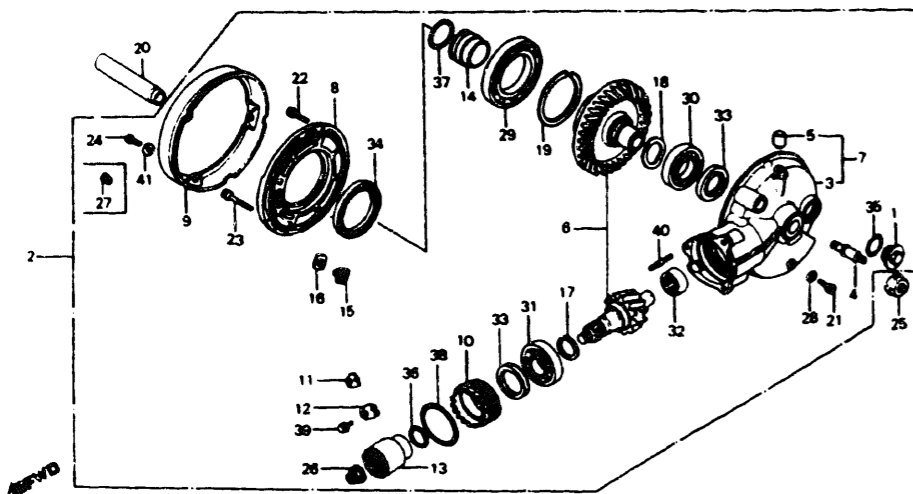
1-F 2

80

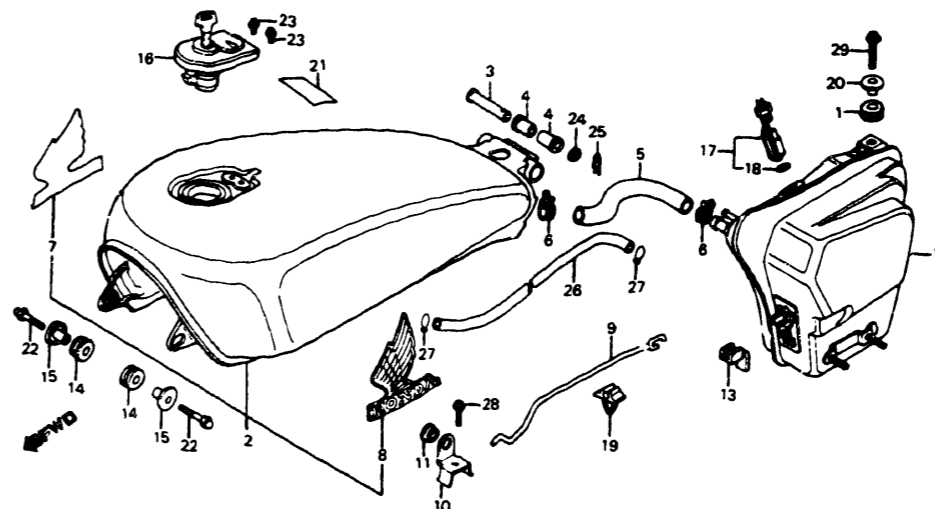
1-F 2

VF750C '82 FRAME NO. : CM000033 TO CM027062
VF750C '83 FRAME NO. : DM100011 TO DM122819

FINAL DRIVEN GEAR



FUEL TANK



CONTENTS

TITLE	GRID
AIR CLEANER	1-F8
ALTERNATOR	1-B9
BATTERY	1-F7
BRAKE CALIPER, FR	1-E10
BRAKE MASTER CYLINDER, FR	1-E4
BRAKE PANEL, RR	1-F1
BRAKE PEDAL	1-F11
CABLES	1-E3
CAM CHAIN	1-B5
CAMSHAFT	1-B4
CARBURETOR (ASSY LINK)	1-C11
CARBURETOR (COMP PARTS)	1-C12
CLUTCH	1-B7
CLUTCH MASTER CYLINDER	1-E5
CONTROL LEVERS	1-E4
CRANKCASE COVER, L	1-B10
CRANKCASE COVER, R	1-B6
CRANKSHAFT	1-C2
CROSS SHAFT	1-C9
CYLINDER BLOCK	1-C1
CYLINDER HEAD (FRONT)	1-B1
CYLINDER HEAD (REAR)	1-B3
CYLINDER HEAD COVER	1-B1
FENDER, FR	1-E8
FENDER, RR	1-G3
FINAL DRIVEN GEAR	1-F2
FOOTPEGS	1-F12
FRAME BODY	1-G9
FUEL PUMP	1-F7
FUEL TANK	1-F3
GASKET KIT A	1-D1
GASKET KIT B	1-D1
GEARSHIFT DRUM	1-C7
GEARSHIFT PEDAL	1-F11
HANDLEBAR	1-E6
HEADLIGHT	1-E1
HORN	1-E7
IGNITION COIL	1-G7
INSTRUMENTS	1-E2
MAIN STAND	1-G1
MUFFLER	1-F9
OIL FILTER	1-B11
OIL PAN	1-B11
OIL PUMP	1-B11
PISTON	1-C2
PULSER	1-B8
RADIATOR	1-G8
RECTIFIER	1-F5
SEAT	1-F5
SHOCK ABSORBER	1-G3
SHOCK ABSORBER, FR	1-E8
SIDE COVER	1-F5
SIDE STAND	1-G1
SPARK UNIT	1-G3
STARTER MOTOR	1-B11
STARTING CLUTCH	1-B8
STEERING STEM	1-E7
SWINGARM	1-G1
SWITCHES	1-E3
TAILLIGHT	1-G6
TENSIONER	1-B5
THERMOSTAT	1-C8
TOOLS	1-G10
TOP BRIDGE	1-E6
TRANSMISSION	1-C6
TURN SIGNAL	1-G4
VALVE	1-B4
WATER PIPE	1-C8
WATER PUMP	1-B10
WHEEL, FR	1-E12
WHEEL, RR	1-F1
WIRE HARNESS	1-G7

CAUTION OR WARNING LABELS MUST BE ORDERED SEPARATELY WHEN APPLICABLE

REF NO	DESCRIPTION	VF750C		QTY REQ	PART NUMBER	HONDA CODE
		82	83			
30	BEARING, RADIAL BALL, 57/34C3	2	3	1	91052-MB0-003	1251446
31	BEARING, RADIAL BALL, 6305	2	3	1	91061-MB0-005	1251461
32	BEARING, NEEDLE, 19/16	2	3	1	91062-MB0-003	1251479
	BEARING, NEEDLE, 19/16	2	3	1	91062-MB0-005	1251487
	BEARING, NEEDLE, 19/16	2	3	1	91062-MB0-013	1810696
33	OIL SEAL, 34X50X7 (ARAI)	2	3	2	91261-MB0-003	1266832
	OIL SEAL, 34X50X7 (NOK)	2	3	2	91261-MB0-005	1292150
34	OIL SEAL, 60X80X8	2	3	1	91265-MB0-003	1292168
35	O-RING, 30 8MM	2	3	1	91302-001-020	0001065
36	O-RING, 22X1 9	2	3	1	91355-MB0-003	1251578
	O-RING, 22X1 9	2	3	1	91355-MB0-005	1251586
37	O-RING, 35 2X2 4	2	3	1	91356-MB0-005	1285410
38	O-RING, 58 5X3 5	2	3	1	91353-MB0-003	1263839
	O-RING, 58 5X3 5	2	3	1	91359-MB0-000	1251836
39	BOLT, HEX, 6X12	2	3	1	92000-06012	0054197
	BOLT, HEX, 6X12	2	3	1	92101-06012	2738821
40	BOLT, STUD, 10X50	2	3	3	92700-10050-0E	1251719
41	WASHER, PLAIN, 6MM	-	3	1	94101-06800	0345900

REF NO	DESCRIPTION	VF750C		QTY REQ	PART NUMBER	HONDA CODE
		82	83			
1	RUBBER, AIR CLEANER CASE MOUNTING	2	3	1	17245-107-010	0213462
2	TANK COMP., FUEL "R115CU"(WL) (CANDY MAROON-U)	2	3	1	175A1-MB1-000ZA	1244821
	TANK COMP., FUEL "PB118CU"(WL) (CANDY IMPERIAL BLUE)	2	-	1	175A1-MB1-000ZB	1244839
	TANK COMP., FUEL "NH1"(WL) (BLACK)	2	-	1	175A1-MB1-000ZC	1244847
	TANK COMP., FUEL "R115CU"(WL) (CANDY MAROON-U)	2	3	1	175A1-MB1-010ZA	1837905
	TANK COMP., FUEL "R115CU"(WL) (CANDY MAROON-U)	2	3	1	175A1-MB1-020ZA	1851153
	TANK COMP., FUEL "PB118CU"(WL) (CANDY IMPERIAL BLUE) (BLACK-Z)	2	-	1	175A1-MB1-020ZB	1851161
	TANK COMP., FUEL "NH1Z"(WL) (BLACK-Z)	2	-	1	175A1-MB1-020ZC	1851179
	TANK COMP., FUEL "NH1Z"(WL) (BLACK-Z)	-	3	1	175A1-MB1-000ZD	1442284
	TANK COMP., FUEL "NH1Z"(WL) (BLACK-Z)	-	3	1	175A1-MB1-010ZD	1747328

VF750C 82 FRAME NO CMO00033 TO CMO27062
VF750C 83 FRAME NO DM100011 TO DM122819

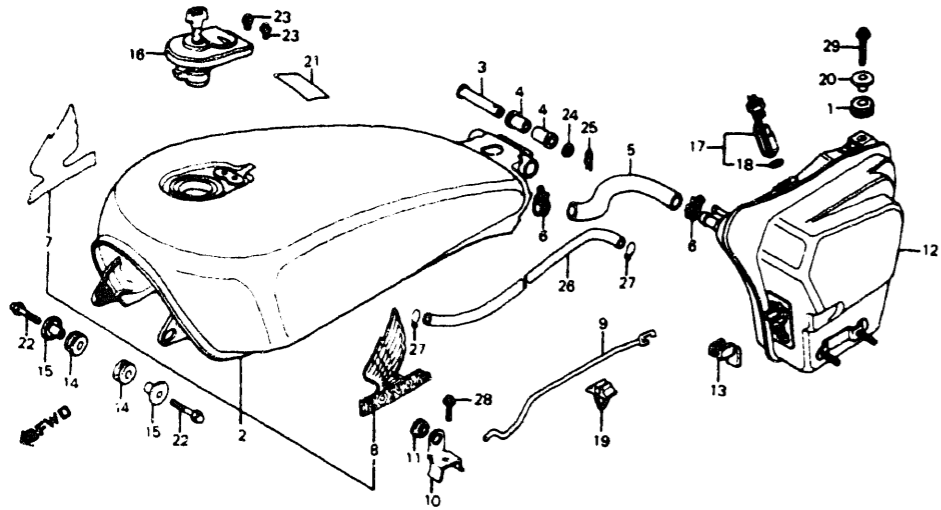
1-F 3

83

GRID NO.

1-F 3

FUEL TANK



CAUTION OR WARNING LABELS MUST BE ORDERED SEPARATELY WHEN APPLICABLE

VF750C '82 VF750C '83	VF750C	VF750C	QTY	G38-BM1-15	BLOCK NO. F-15	
					PART NUMBER	HONDA CODE
2	TANK COMP. FUEL "NHIZ" (WL) (BLACK-Z)	3	1	175A1-MB1-020ZD	1851187	
3	SHAFT, FUEL TANK PIVOT	3	1	17505-MB1-000	1244854	
4	CUSHION, FUEL TANK PIVOT	3	2	17506-MB1-000	1244862	
5	TUBE A, FUEL	3	1	17511-MB1-000	1244870	
6	BAND, FUEL TUBE	3	2	17519-MB1-000	1244896	
7	EMBLEM, R FUEL TANK	3	1	17531-MB1-000	1244904	
8	EMBLEM, L FUEL TANK	3	1	17532-MB1-000	1244912	
9	STAY, FUEL TANK SUPPORT	3	1	17540-MB1-000	1244920	
10	STAY, FUEL TANK PIVOT	3	1	17545-MB1-000	1244938	
11	GROMMET	3	1	17548-MB1-000	1260256	
12	SUB TANK, FUEL	3	1	17550-MB1-000	1244961	
13	RUBBER, FUEL TANK MOUNTING	3	1	17552-MB1-000	1245000	
14	RUBBER, FUEL TANK FR	3	2	17611-MB1-000	1245059	
15	COLLAR, FUEL TANK FR MOUNTING	3	2	17612-MB1-000	1252378	
16	CAP COMP, FUEL FILLER	3	1	17620-MB1-003	1245075	
	CAP COMP, FUEL FILLER	3	1	17620-MB1-013	1537968	
	CAP COMP, FUEL FILLER	3	1	17620-MB1-023	1556653	
	CAP COMP, FUEL FILLER	3	1	17620-MB1-033	2403897	
17	SENSOR, FUEL RESERVE	3	1	37810-MB1-008	1247246	

VF750C '82
VF750C '83

REF NO	DESCRIPTION	SERIAL NUMBER		QTY REQ	PART NUMBER	HONDA CODE
		FROM	TO			
18	GASKET, FUEL RESERVE SENSOR	2	3	1	37811-MB1-008	1247253
19	CLIP S, BRAKE PIPE	2	3	1	46391-692-003	0775189
20	COLLAR, FR. FENDER	2	3	1	61104-357-000	0321752
	COLLAR, FR. FENDER	2	3	1	61104-428-000	0687558
	COLLAR, FR. FENDER	2	3	1	61105-428-000	0686782
21	LABEL, DRIVE CAUTION "A73" (GOLD)	2	3	1	87560-181-760ZC	0961367
22	BOLT, CAP, 6X20	2	3	2	92600-06020-08	1260918
23	SCREW-WASHER, 4X8	2	3	2	93892-04008-08	0634618
24	WASHER, PLAIN, 8MM	2	3	1	94101-08800	0264846
25	PIN, LOCK, 8MM	2	3	1	94251-08400	1047887
26	HOSE, FUEL, 5.3X235	2	3	1	95001-55235-20	1260926
27	CLIP A12, TUBE	2	3	2	95002-01120	0262063
28	BOLT, FLANGE, 6X14	2	3	1	95700-06014-08	0840587
	BOLT, FLANGE, 6X14	2	3	1	95701-06014-08	2374742
29	BOLT, FLANGE, 6X25	2	-	1	95700-06025-08	0258731
	BOLT, FLANGE, 6X25	-	3	1	DM120137	95700-06025-08
	BOLT, FLANGE, 6X25	2	-	1	95701-06025-08	2259711
	BOLT, FLANGE, 6X20	-	3	1	DM120137	95701-06025-08
	BOLT, FLANGE, 6X20	-	3	1	DM120138	95700-06020-08
	BOLT, FLANGE, 6X20	-	3	1	DM120138	95701-06020-08

BLOCK NO. F-15

CONTENTS

TITLE	GRID
AIR CLEANER	1-F8
ALTERNATOR	1-B8
BATTERY	1-F7
BRAKE CALIPER, FR	1-E10
BRAKE MASTER CYLINDER, FR	1-E4
BRAKE PANEL, RR	1-F1
BRAKE PEDAL	1-F11
CABLES	1-E3
CAM CHAIN	1-B5
CAMSHAFT	1-B4
CARBURETOR (ASSY LINK)	1-C11
CARBURETOR (COMP PARTS)	1-C12
CLUTCH	1-B7
CLUTCH MASTER CYLINDER	1-E5
CONTROL LEVERS	1-E4
CRANKCASE COVER, L	1-B10
CRANKCASE COVER, R	1-B6
CRANKSHAFT	1-C2
CROSS SHAFT	1-C8
CYLINDER BLOCK	1-C1
CYLINDER HEAD (FRONT)	1-B1
CYLINDER HEAD (REAR)	1-B3
CYLINDER HEAD COVER	1-B1
FENDER, FR	1-E8
FENDER, RR	1-G3
FINAL DRIVEN GEAR	1-F2
FOOTPEGS	1-F12
FRAME BODY	1-G9
FUEL PUMP	1-F7
FUEL TANK	1-F3
GASKET KIT A	1-D1
GASKET KIT B	1-D1
GEARSHIFT DRUM	1-F11
GEARSHIFT PEDAL	1-E6
HANDLEBAR	1-E1
HEADLIGHT	1-E7
HORN	1-E7
IGNITION COIL	1-E2
INSTRUMENTS	1-E2
MAIN STAND	1-G1
MUFFLER	1-F9
OIL FILTER	1-B11
OIL PAN	1-B11
OIL PUMP	1-B11
PISTON	1-C2
PULSER	1-B8
RADIATOR	1-G8
RECTIFIER	1-F5
SEAT	1-F5
SHOCK ABSORBER	1-G3
SHOCK ABSORBER, FR	1-E8
SIDE COVER	1-F5
SIDE STAND	1-G1
SPARK UNIT	1-G3
STARTER MOTOR	1-B11
STARTING CLUTCH	1-B8
STEERING STEM	1-E7
SWINGARM	1-G1
SWITCHES	1-E3
TAILLIGHT	1-G8
TENSIONER	1-B5
THERMOSTAT	1-C8
TOOLS	1-G10
TOP BRIDGE	1-E8
TRANSMISSION	1-C6
TURN SIGNAL	1-G4
VALVE	1-B4
WATER PIPE	1-C8
WATER PUMP	1-B10
WHEEL, FR	1-E12
WHEEL, RR	1-F1
WIRE HARNESS	1-G7

GRID NO.

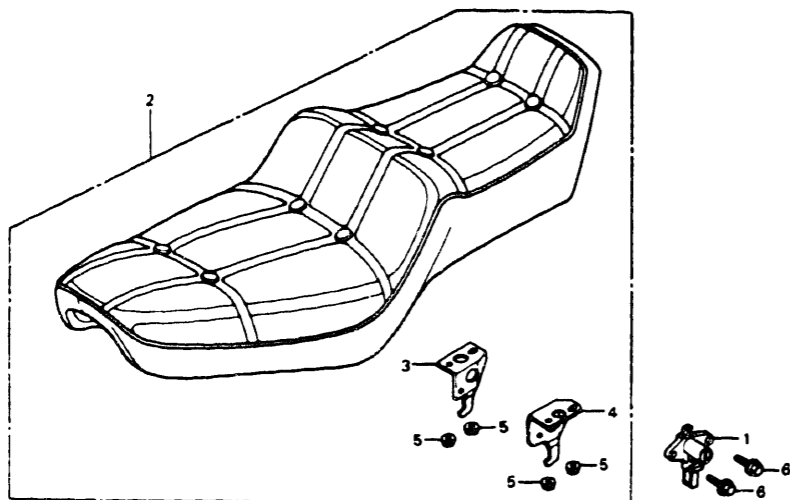
1-F 4

84
VF750C '82 FRAME NO CM000033 TO CM027062
VF750C '83 FRAME NO DM100011 TO DM122819

1-F 4

85

SEAT



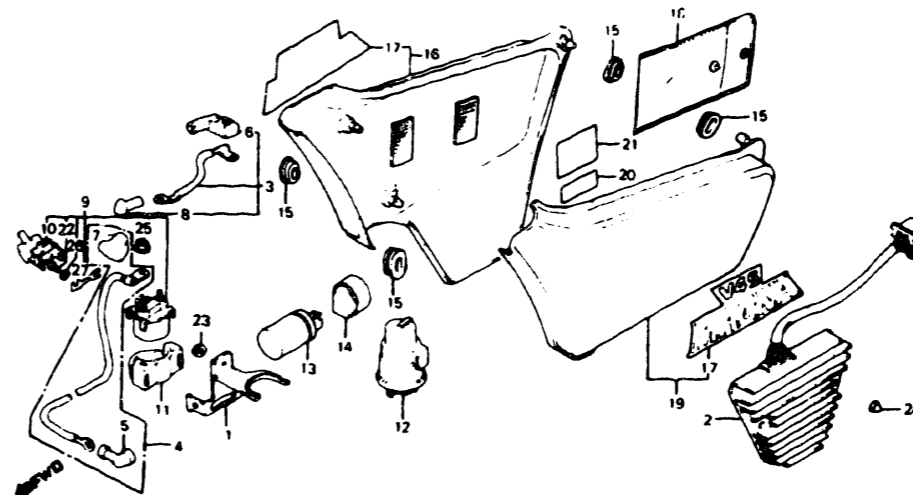
REF NO	DESCRIPTION	VF750C 82		VF750C 83		QTY REQ	PART NUMBER	HONDA CODE
		2	3	2	3			
1	HOLDER ASSY HELMET	2	-	-	-	1	50710-MB1-003	1249101
	HOLDER ASSY HELMET	2	3	-	-	1	50710-MB1-871	1761386
	HOLDER ASSY HELMET	-	3	-	-	1	50710-MB1-701	1382688
	HOLDER ASSY HELMET	-	3	-	-	1	50710-MB1-870	1723626
2	SEAT ASSY DOUBLE	2	-	-	-	1	77100-MB1-670	1250117
	SEAT ASSY DOUBLE	2	3	-	-	1	77100-MB1-770	1442292
3	PLATE R SEAT LOCK	2	3	-	-	1	77102-MB1-000	1250125
4	PLATE L SEAT LOCK	2	3	-	-	1	77103-MB1-000	1250133
5	NUT FLANGE 6MM	2	3	-	-	4	94050-06000	0471623
6	BOLT FLANGE 6X20	2	3	-	-	2	95700-06020-07	0476168
	BOLT FLANGE 6X20	2	3	-	-	2	95701-06020-07	2251288

86

VF750C 82 FRAME NO CM000033 TO CM027062
VF750C 83 FRAME NO DM100011 TO DM122819

1-F 5

SIDE COVER • RECTIFIER



CAUTION OR WARNING LABELS MUST BE ORDERED SEPARATELY WHEN APPLICABLE

REF NO	DESCRIPTION	VF750C 82		VF750C 83		QTY REQ	PART NUMBER	HONDA CODE
		2	3	2	3			
1	STAY, RESERVE TANK SETTING	2	3	-	-	1	19105-MB1-000	1245448
2	RECTIFIER ASSY, REGULATE	2	3	-	-	1	31600-MB1-008	1246172
3	CABLE, STARTER BATTERY	2	3	-	-	1	32401-MB1-000	1246230
4	CABLE, STARTER MOTOR	2	3	-	-	1	32402-MB0-000	1246248
5	COVER, MAGNETIC SWITCH	2	3	-	-	1	32411-MB0-000	1275734
	TERMINAL	2	3	-	-	1	32411-MB0-000	1275734
6	COVER, STARTER MOTOR TERMINAL	2	3	-	-	1	32411-230-000	0208652
	COVER, STARTER MOTOR TERMINAL	2	3	-	-	1	32411-253-000	0177360
7	COVER, BATTERY TERMINAL	2	3	-	-	1	32411-426-830	1246255
8	COVER A, MAGNETIC SWITCH	2	3	-	-	1	32412-MB1-000	1260355
9	SWITCH ASSY, STARTER MAGNETIC	2	3	-	-	1	35850-MB0-007	1246958
10	COVER, FUSE	2	3	-	-	1	35852-MB0-007	1246966
11	RUBBER, MAGNETIC SHOCK	2	3	-	-	1	35856-MB0-007	1246974
12	RELAY COMP, MAIN	2	3	-	-	1	36130-MC7-003	1208800
13	RELAY COMP, TURN SIGNAL (MITSUBA)	2	3	-	-	1	38301-MB0-004	1247337
14	SUSPENSION, TURN SIGNAL RELAY	2	3	-	-	1	38306-292-000	0480293
15	GROMMET, AIR CLEANER CASE	2	3	-	-	6	83551-300-000	0204990

87

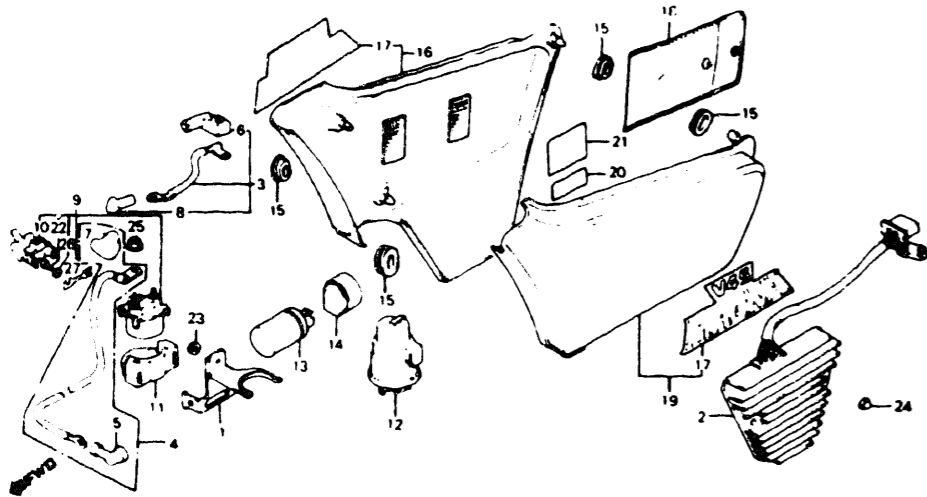
CONTENTS

TITLE	GRID
AIR CLEANER	1-F8
ALTERNATOR	1-B9
BATTERY	1-F7
BRAKE CALIPER, FR	1-E10
BRAKE MASTER CYLINDER, FR	1-E4
BRAKE PANEL, RR	1-F1
BRAKE PEDAL	1-F11
CABLES	1-E3
CAM CHAIN	1-B5
CAMSHAFT	1-B4
CARBURETOR (ASSY LINK)	1-C11
CARBURETOR (COMP PARTS)	1-C12
CLUTCH	1-B7
CLUTCH MASTER CYLINDER	1-E5
CONTROL LEVERS	1-E4
CRANKCASE COVER, L	1-B10
CRANKCASE COVER, R	1-B6
CRANKSHAFT	1-C2
CROSS SHAFT	1-C9
CYLINDER BLOCK	1-C1
CYLINDER HEAD (FRONT)	1-B1
CYLINDER HEAD (REAR)	1-B3
CYLINDER HEAD COVER	1-B1
FENDER, FR	1-E8
FENDER, RR	1-G3
FINAL DRIVEN GEAR	1-F2
FOOTPEGS	1-F12
FRAME BODY	1-G0
FUEL PUMP	1-F7
FUEL TANK	1-F3
GASKET KIT A	1-D1
GASKET KIT B	1-D1
GEARSHIFT DRUM	1-F11
GEARSHIFT PEDAL	1-F11
HANDLEBAR	1-E6
HEADLIGHT	1-E1
HORN	1-E7
IGNITION COIL	1-G7
INSTRUMENTS	1-E2
MAIN STAND	1-G1
MUFFLER	1-F9
OIL FILTER	1-B11
OIL PAN	1-B11
OIL PUMP	1-B11
PISTON	1-C2
PULSER	1-B8
RADIATOR	1-G8
RECTIFIER	1-F5
SEAT	1-F5
SHOCK ABSORBER	1-G3
SHOCK ABSORBER, FR	1-E8
SIDE COVER	1-F1
SIDE STAND	1-G1
SPARA UNIT	1-G3
STARTER MOTOR	1-B11
STARTING CLUTCH	1-B8
STEERING STEM	1-E7
SWINGARM	1-G1
SWITCHES	1-E3
TAILLIGHT	1-G6
TENSIONER	1-B5
THERMOSTAT	1-C8
TOOLS	1-G10
TOP BRIDGE	1-E6
TRANSMISSION	1-C6
TURN SIGNAL	1-G4
VALVE	1-B4
WATER PIPE	1-C8
WATER PUMP	1-B10
WHEEL, FR	1-E12
WHEEL, RR	1-F1
WIRE HARNESS	1-G7

GRID NO.

1-F 5

SIDE COVER • RECTIFIER



CAUTION OR WARNING LABELS MUST BE ORDERED SEPARATELY WHEN APPLICABLE

VF750C 82 VF750C 83	VF750C VF750C	VF750C VF750C	G38-8MB1-17	BLOCK NO F-17	
				QTY	REQ
REF NO	DESCRIPTION	SERIAL NUMBER FROM TO	PART NUMBER	HONDA CODE	
16	COVER COMP. R SIDE 'R115CU' (WL) (CANDY MAROON-U)	2 -	1 836A0-MB1-670ZA	1250408	
	COVER COMP. R SIDE 'PB118CU' (WL) (CANDY IMPERIAL BLUE)	2 -	1 836A0-MB1-670ZB	1250414	
	COVER COMP. R SIDE 'NH1' (WL) (BLACK)	2 -	1 836A0-MB1-670ZC	1250422	
	COVER COMP. R SIDE 'R115CU' (WL) (CANDY MAROON-U)	- 3	1 836A0-MB1-700ZA	1384114	
	COVER COMP. R SIDE 'NH1Z' (WL) (BLACK-Z)	- 3	1 836A0-MB1-700ZC	1384122	
17	EMBLEM, SIDE COVER (V45 MAGNA)	2 3	2 83605-MB1-670	1250471	
18	BAG, OWNERS MANUAL	2 3	1 83642-355-000	0326116	
19	COVER COMP. L SIDE 'R115CU' (WL) (CANDY MAROON-U)	2 -	1 837A0-MB1-670ZA	1250489	

VF750C 82 VF750C 83	VF750C VF750C	VF750C VF750C	BLOCK NO F-17		
REF NO	DESCRIPTION	SERIAL NUMBER FROM TO	QTY REQ	PART NUMBER	HONDA CODE
19	COVER COMP., L. SIDE 'PB118CU' (WL) (CANDY IMPERIAL BLUE)	2 -	1	837A0-MB1-670ZB	1250497
	COVER COMP., L. SIDE 'NH1' (WL) (BLACK)	2 -	1	837A0-MB1-670ZC	1250505
	COVER COMP., L. SIDE 'R115CU' (WL) (CANDY MAROON-U)	- 3	1	837A0-MB1-700ZA	1384130
	COVER COMP., L. SIDE 'NH1Z' (WL) (BLACK-Z)	- 3	1	837A0-MB1-700ZC	1383504
20	LABEL, RESERVE TANK	2 3	1	87507-371-671	0471227
21	LABEL, RADIATOR CAUTION	2 3	1	87508-415-670	0670471
22	SCREW, PAN, 4X8	2 3	2	93500-04006-1H	0753962
23	NUT, CAP, 6MM	2 3	1	94021-06000	0057885
	NUT, CAP, 6MM	2 3	1	94021-06000-0S	0203620
	NUT, CAP, 6MM	2 3	1	94021-06020	0057893
	NUT, CAP, 6MM	2 3	1	94021-06020-0S	0169516
	NUT, CAP, 6MM	2 3	1	94022-06020	0203109
24	NUT, CAP, 6MM	2 3	2	94021-06020	0057893
25	NUT, FLANGE, 6MM	2 3	2	94050-06000	0471623
26	WASHER, SPRING, 4MM	2 3	2	94111-04800	0346114
27	FUSE F (30A)	2 3	2	98200-53000	0412676

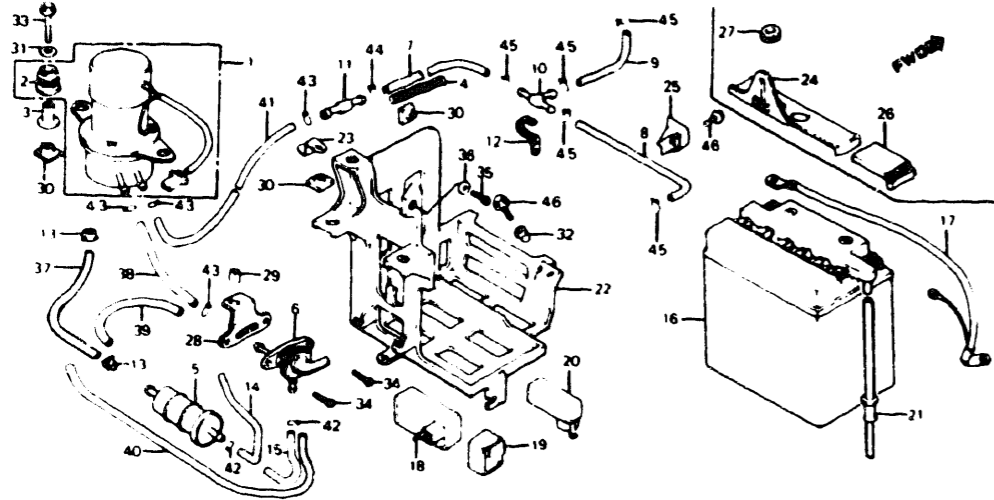
CONTENTS

TITLE	GRID
AIR CLEANER	1-F8
ALTERNATOR	1-B8
BATTERY	1-F7
BRAKE CALIPER FR	1-E10
BRAKE MASTER CYLINDER FR	1-E4
BRAKE PANEL RR	1-F1
BRAKE PEDAL	1-F11
CABLES	1-E3
CAM CHAIN	1-B5
CAMSHAFT	1-B4
CARBURETOR (ASSY LINK)	1-C11
CARBURETOR (COMP PARTS)	1-C12
CLUTCH	1-B7
CLUTCH MASTER CYLINDER	1-E5
CONTROL LEVERS	1-E4
CRANKCASE COVER L	1-B10
CRANKCASE COVER R	1-B8
CRANKSHAFT	1-C2
CROSS SHAFT	1-C9
CYLINDER BLOCK	1-C1
CYLINDER HEAD (FRONT)	1-B1
CYLINDER HEAD (REAR)	1-B3
CYLINDER HEAD COVER	1-B1
FENDER FR	1-E8
FENDER RR	1-G3
FINAL DRIVEN GEAR	1-F2
FOOTPEGS	1-F12
FRAME BODY	1-G8
FUEL PUMP	1-F7
FUEL TANK	1-F3
GASKET KIT A	1-D1
GASKET KIT B	1-D1
GEARSHIFT DRUM	1-C7
GEARSHIFT PEDAL	1-F11
HOLEBAR	1-E6
HEADLIGHT	1-E1
IGNITION COIL	1-E7
IGNITION COIL	1-G7
INSTRUMENTS	1-E2
MAIN STAND	1-G1
MUFFLER	1-F9
OIL FILTER	1-B11
OIL PAN	1-B11
OIL PUMP	1-B11
PISTON	1-C2
PULSER	1-B8
RADIATOR	1-G8
RECTIFIER	1-F5
SEAT	1-F5
SHOCK ABSORBER	1-G3
SHOCK ABSORBER FR	1-E8
SIDE COVER	1-F5
SIDE STAND	1-G1
SPARK UNIT	1-G3
STARTER MOTOR	1-B11
STARTING CLUTCH	1-B8
STEERING STEM	1-E7
SWINGARM	1-G1
SWITCHES	1-E3
TAILLIGHT	1-G6
TENSIONER	1-B5
THERMOSTAT	1-C8
TOOLS	1-G10
TOP BRIDGE	1-E6
TRANSMISSION	1-C6
TURN SIGNAL	1-G4
VALVE	1-B4
WATER PIPE	1-C8
WATER PUMP	1-B10
WHEEL FR	1-E12
WHEEL RR	1-F1
WIRE HARNESS	1-G7

GRID NO.

1-F 6

BATTERY • FUEL PUMP



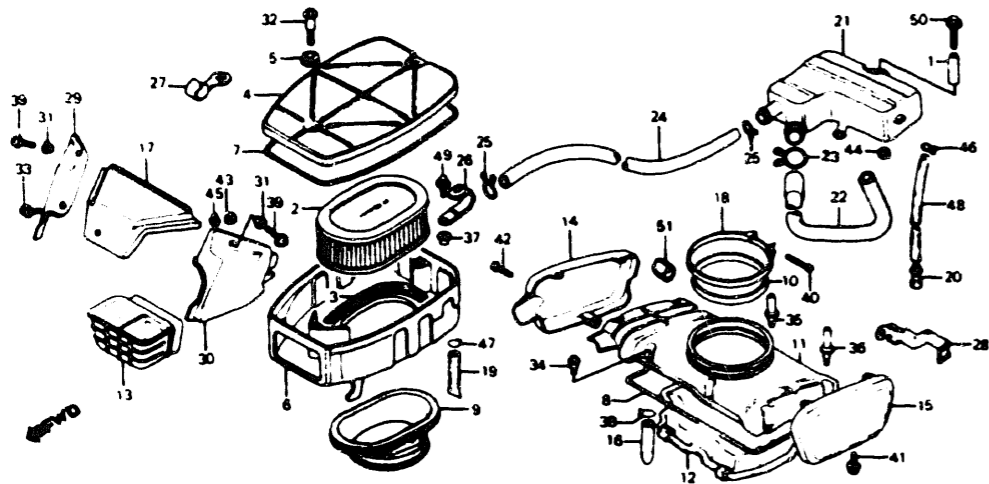
VF750C 82 VF750C 83		V F 7 5 0 C	V F 7 5 0 C	Q T Y	G38-MB1-18C BLOCK NO. F-18	
REF NO	DESCRIPTION	2	3	RE Q	PART NUMBER	HONDA CODE
1	PUMP ASSY FUEL	2	-	1	16700-MB1-005	1244243
	PUMP ASSY FUEL	2	3	1	16700-MB1-015	1488766
	PUMP ASSY FUEL	2	3	1	16700-MB1-025	1730829
2	RUBBER FUEL PUMP MOUNTING	2	3	2	16711-805-300	0539411
3	COLLAR FUEL PUMP DISTANCE	2	3	2	16712-MB1-000	1244250
4	SPRING FUEL TUBE COVER	2	-	1	16715-MB1-000	1260215
	SPRING FUEL TUBE COVER	-	3	1	16715-MB1-700	1293158
5	STRAINER COMP. FUEL	2	3	1	16900-371-004	0404327
6	VALVE ASSY FUEL	2	3	1	16950-MB1-005	1244276
7	TUBE FUEL 5 3X185	2	-	1	16955-MB1-000	1244318
	TUBE C FUEL	-	3	1	16955-MB1-701	1723865
8	TUBE FUEL 3X220	2	3	1	16956-MB0-000	1244326
9	TUBE U FUEL	2	3	1	16957-MB0-000	1244334
10	JOINT FUEL TUBE	2	3	1	16958-MB1-000	1244359
11	JOINT FUEL TUBE	2	-	1	16959-MB1-000	1244375
	JOINT FUEL TUBE	-	3	1	16959-MB1-700	1442300
12	CLAMP FUEL TUBE	2	3	1	16960-MB1-000	1260223
13	CLIP FUEL HOSE	2	3	2	16969-MB1-000	1244383
14	TUBE B FUEL	-	3	1	17512-MB1-700	1290352
15	TUBE FUEL IC	2	-	1	17513-MB1-000	1244888

VF750C 82 VF750C 83		V F 7 5 0 C	V F 7 5 0 C	Q T Y	BLOCK NO F-18	
REF NO	DESCRIPTION	2	3	RE Q	SERIAL NUMBER FROM TO	PART NUMBER HONDA CODE
16	BATTERY (12V 14AH YUASA)	2	3	1	-----	31500-MB1-671 1246115
	BATTERY (12V 14AH YUASA)	2	3	1	-----	31500-MB1-672 3046406
17	CABLE, BATTERY GROUND	2	3	1	-----	32801-MB1-000 1246297
18	RELAY, FUEL CUT	2	-	1	-----	36100-MB1-003 1246982
	RELAY, FUEL CUT	-	3	1	-----	36100-MB1-701 1291426
19	SUSPENSION, FUEL CUT RELAY	2	-	1	-----	36101-MB1-000 1246990
		-	3	2	-----	36101-MB1-000 1246990
20	CHECK UNIT, PILOT LAMP	-	3	1	-----	37840-MB1-701 1291434
21	TUBE, BATTERY	2	3	1	-----	50238-MB1-000 1260637
22	BOX COMP. BATTERY	2	-	1	-----	50320-MB1-000 1248608
	BOX COMP. BATTERY	-	3	1	-----	50320-MB1-700 1291806
23	STAY, TURN SIGNAL RELAY	-	3	1	-----	50321-MB1-700 1296052
24	PLATE, BATTERY HOLDER	2	-	1	-----	50322-MB1-000 1248616
25	PLATE, BATTERY HOLDER	-	3	1	-----	50322-MB1-700 1291814
26	COVER, BATTERY HOLDER PLATE	2	-	1	-----	50323-MB1-000 1248624
27	RUBBER, BATTERY HOLDER	2	-	1	-----	50327-MB1-000 1248632
28	STAY, FUEL VALVE	2	3	1	-----	50330-MB1-000 1248665
29	COLLAR, FUEL VALVE STAY	2	3	1	-----	50331-MB1-000 1248673
30	NUT, SPECIAL, 6MM	2	3	3	-----	90302-MB1-000 1251248
31	WASHER, 6MM	2	3	2	-----	90506-834-000 0954016
32	WASHER, 6X20MM	2	3	1	-----	90512-300-000 0191494
33	BOLT, HEX., 6X30	2	-	2	-----	92000-06030-OH 1292200
	BOLT, FLANGE, 6X32	-	3	2	-----	95700-06032-08 0252304
34	SCREW, PAN, 6X12	2	3	2	-----	93500-06012-0A 0182360
35	SCREW, PAN, 6X22	-	3	1	-----	93500-06022-0A 0712430
36	WASHER, PLAIN, 6MM	-	3	1	-----	94101-06800 0345900
37	HOSE, FUEL, 5 3X190	2	-	1	CM011744	95001-55190-20 1251842
	HOSE, FUEL, 5 3X210	2	-	1	CM011745	95001-55210-20 1294289
		-	3	1	-----	95001-55210-20 1294289
38	HOSE, FUEL, 5 3X235	2	-	1	-----	95001-55235-20 1260926
39	HOSE, FUEL, 5 3X240	-	3	1	-----	95001-55240-20 1385137
40	HOSE, FUEL, 5 3X340	-	3	1	-----	95001-55340-20 1385145
41	HOSE, FUEL, 5 3X820	2	3	1	-----	95001-55820-20 1260934
42	CLIP A11, TUBE	2	3	2	-----	95002-01110 0939843
43	CLIP A12, TUBE	2	3	4	-----	95002-01120 0262063
44	CLIP B10, TUBE	2	3	1	-----	95002-02100 0250985
45	CLIP B12, TUBE	2	3	5	-----	95002-02120 0335034
46	BOLT, FLANGE, 6X14	2	3	2	-----	95700-06014-08 0840587
	BOLT, FLANGE, 6X14	2	3	2	-----	95701-06014-08 2374742

CONTENTS

TITLE	GRID
AIR CLEANER	1-F8
ALTERNATOR	1-B9
BATTERY	1-F7
BRAKE CALIPER FR	1-F10
BRAKE MASTER CYLINDER FR	1-E4
BRAKE PANEL RR	1-F4
BRAKE PEDAL	1-F11
CABLES	1-E2
CAM CHAIN	1-B5
CAMSHAFT	1-B4
CARBURETOR (ASSY LINK)	1-C11
CARBURETOR (COMP PARTS)	1-C2
CLUTCH	1-B7
CLUTCH MASTER CYLINDER	1-E5
CONTROL LEVERS	1-E4
CRANKCASE COVER L	1-B10
CRANKCASE COVER R	1-B6
CRANKSHAFT	1-C2
CROSS SHAFT	1-C9
CYLINDER BLOCK	1-C1
CYLINDER HEAD (FRONT)	1-B1
CYLINDER HEAD (REAR)	1-B3
CYLINDER HEAD COVER	1-B1
FENDER, FR	1-E8
FENDER, RR	1-G3
FINAL DRIVEN GEAR	1-F2
FOOTPEGS	1-F12
FRAME BODY	1-G8
FUEL PUMP	1-F7
FUEL TANK	1-F3
GASKET KIT A	1-D1
GASKET KIT B	1-D1
GEARSHIFT DRUM	1-C7
GEARSHIFT PEDAL	1-F11
HANDLEBAR	1-E6
HEADLIGHT	1-E1
HORN	1-E7
IGNITION COIL	1-G7
INSTRUMENTS	1-E2
MAIN STAND	1-G1
MUFFLER	1-F9
OIL FILTER	1-B11
OIL PAN	1-B11
OIL PUMP	1-C2
PISTON	1-B8
PULSER	1-G8
RADIATOR	1-F5
RECTIFIER	1-F5
SEAT	1-G3
SHOCK ABSORBER	1-E8
SHOCK ABSORBER FR	1-F5
SIDE COVER	1-F5
SIDE STAND	1-G1
SPARK UNIT	1-G3
STARTER MOTOR	1-B11
STARTING CLUTCH	1-B8
STEERING STEM	1-E7
SWINGARM	1-G1
SWITCHES	1-E3
TAILLIGHT	1-G6
TENSIONER	1-B5
THERMOSTAT	1-C8
TOOLS	1-G10
TOP BRIDGE	1-E6
TRANSMISSION	1-C8
TURN SIGNAL	1-G4
VALVE	1-B4
WATER PIPE	1-C8
WATER PUMP	1-B10
WHEEL FR	1-E12
WHEEL RR	1-E1
WIRE HARNESS	1-G7

AIR CLEANER



REF NO	DESCRIPTION	VF750C		QTY	PART NUMBER	HONDA CODE
		82	83			
1	COLLAR AIR CLEANER BRACKET	2	3	1	17202-415-000	0667154
2	ELEMENT AIR CLEANER	2	3	1	17210-MB1-000	1244409
3	GASKET ELEMENT	2	3	1	17215-MB1-300	1244433
4	COVER AIR CLEANER CASE	2	-	1	17220-MB1-000	1244482
	COVER AIR CLEANER CASE	2	3	1	17220-MB1-700	1290170
5	GROMMET AIR CLEANER CASE COVER	2	3	2	17221-MB1-000	1244508
6	CASE AIR CLEANER	2	-	1	17230-MB1-000	1244565
	CASE AIR CLEANER	2	3	1	17230-MB1-700	1290204
7	SEAL AIR CLEANER COVER	2	3	1	17212-GJ5-000	1703636
	SEAL AIR CLEANER CASE	2	3	1	17212-GR1-000	2500007
	SEAL AIR CLEANER CASE	2	3	1	17212-KJ9-000	1698190
	SEAL AIR CLEANER CASE	2	3	1	17219-HB3-000	2130276
	SEAL AIR CLEANER CASE	2	3	1	17222-MN4-405	2941573
	SEAL AIR CLEANER CASE	2	3	1	17231-MB1-000	1244581
	SEAL AIR CLEANER CASE	2	3	1	17231-MB2-000	1427509
	SEAL AIR CLEANER CASE	2	3	1	17222-MN4-405	2941573
8	SEAL AIR CLEANER BASE	2	3	1	17232-MB1-000	1244607
9	TUBE CHAMBER JOINT	2	-	1	17245-MB1-000	1244623
	TUBE CHAMBER JOINT	-	3	1	17245-MB1-700	1290220

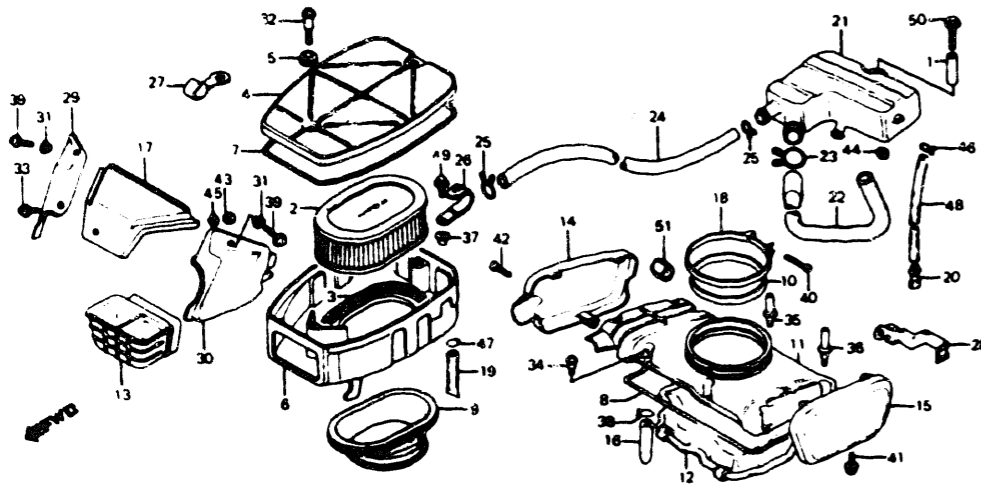
REF NO	DESCRIPTION	VF750C		QTY	SERIAL NUMBER FROM TO	PART NUMBER	HONDA CODE
		82	83				
10	RING JOINT TUBE	2	-	1	-----	17247-MB1-000	1244631
11	COVER COMP AIR CLEANER BASE	2	-	1	-----	17251-MB1-000	1244664
	COVER COMP AIR CLEANER BASE	2	-	1	-----	17251-MB1-700	1290279
	COVER COMP AIR CLEANER BASE	-	3	1	DM122119	17251-MB1-700	1290279
	COVER COMP AIR CLEANER BASE	2	3	1	-----	17251-MB1-701	1488857
12	NET COMP AIR CLEANER BASE	-	3	1	DM122120	17252-MB1-700	1548445
13	DUCT AIR CLEANER IN	2	3	1	-----	17254-MB1-670	1244680
14	COVER R AIR CLEANER CHAMBER	2	3	1	-----	17255-MB1-000	1244706
15	COVER L AIR CLEANER CHAMBER	2	3	1	-----	17256-MB1-000	1244714
16	TUBE AIR CLEANER	2	-	1	-----	17259-MB1-000	1260249
		-	3	1	DM117080	17259-MB1-000	1260249
17	COVER IN DUCT	2	3	1	-----	17260-MB1-000	1244730
18	BAND B CHAMBER JOINT TUBE	2	3	1	-----	17349-MB1-000	1244755
19	TUBE DRAIN	2	3	1	-----	17359-MA2-000	1059005
20	PLUG BREATHER TUBE	2	3	1	-----	17370-419-700	0689002
21	TANK STORAGE	2	3	1	-----	17551-MB1-000	1244987
22	TUBE BREATHER	2	3	1	-----	17553-MB1-000	1245026
23	CLIP BREATHER TUBE	2	3	1	-----	17554-MB0-000	1260264
24	TUBE RETURN	2	3	1	-----	17555-MB1-000	1245042
25	CLIP AIR HOSE 16	2	3	2	-----	18534-634-670	0576165
26	CLIP WIRE HARNESS	-	3	1	-----	32170-443-850	1323468
	CLAMP COIL WIRE	-	3	1	-----	91403-683-000	1251669
27	CLIP CLUTCH CABLE	2	-	1	CM005886	45469-399-000	1179266
		-	3	1	-----	45469-399-000	1179266
28	GUIDE BATTERY BREATHER TUBE	2	3	1	-----	50527-MB1-000	1260645
29	COVER R FR SIDE	2	3	1	-----	61402-MB1-000	1250075
30	COVER L FR SIDE	2	3	1	-----	61403-MB1-000	1250083
31	COLLAR SIDE COVER	2	3	2	-----	61406-MB1-000	1260744
32	BOLT AIR CLEANER COVER SETTING	2	3	2	-----	90102-MB1-000	1250851
33	SCREW SPECIAL 5X12	2	3	1	-----	90105-MB1-000	1250919
34	SCREW PAN 4X15	2	3	4	-----	90141-MB0-000	1251024
35	SCREW A AIR CLEANER BASE COVER FIXING	2	3	1	-----	90141-MB1-000	1251032
36	SCREW B AIR CLEANER BASE COVER FIXING	2	3	1	-----	90142-MB1-000	1251057
37	COLLAR GEARSHIFT LEVER MOUNT	2	3	1	-----	90522-170-700	0941138
38	CLIP TUBE	2	-	1	-----	90652-MB1-000	1768605
		-	3	1	DM117080	90652-MB1-000	1768605
39	SCREW PAN 5X10	2	3	2	-----	93500-05010-0G	0583195
40	SCREW PAN 5X16	2	-	1	-----	93500-05016-0G	0256933

BLOCK NO F-19

CONTENTS

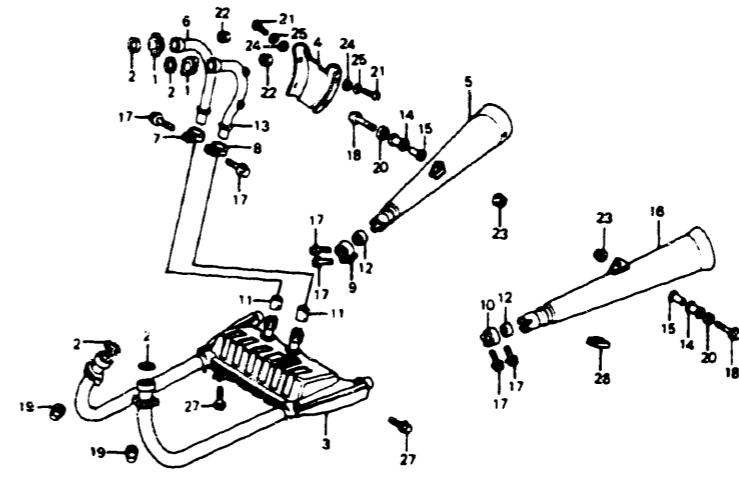
TITLE	GRID
AIR CLEANER	1-F8
ALTERNATOR	1-B8
BATTERY	1-F7
BRAKE CALIPER FR	1-E10
BRAKE MASTER CYLINDER FR	1-E4
BRAKE PANEL RR	1-F1
BRAKE PEDAL	1-F11
CABLES	1-E3
CAM CHAIN	1-B5
CAMSHAFT	1-B4
CARBURETOR (ASSY LINK)	1-C11
CARBURETOR (COMP PARTS)	1-C12
CLUTCH	1-B7
CLUTCH MASTER CYLINDER	1-E5
CONTROL LEVERS	1-E4
CRANKCASE COVER L	1-B10
CRANKCASE COVER R	1-B6
CRANKSHAFT	1-C2
CROSS SHAFT	1-C9
CYLINDER BLOCK	1-C1
CYLINDER HEAD (FRONT)	1-B1
CYLINDER HEAD (REAR)	1-B3
CYLINDER HEAD COVER	1-B1
FENDER FR	1-E8
FENDER RR	1-G3
FINAL DRIVEN GEAR	1-F2
FOOTPEGS	1-F12
FRAME BODY	1-G9
FUEL PUMP	1-F7
FUEL TANK	1-F3
GASKET KIT A	1-D1
GASKET KIT B	1-D1
GEARSHIFT DRUM	1-C7
GEARSHIFT PEDAL	1-F11
HANDLEBAR	1-E6
HEADLIGHT	1-E1
HORN	1-E7
IGNITION COIL	1-G7
INSTRUMENTS	1-E2
MAIN STAND	1-G1
MUFFLER	1-F9
OIL FILTER	1-B11
OIL PAN	1-B11
OIL PUMP	1-C2
PULSER	1-B8
RADIATOR	1-G8
RECTIFIER	1-F5
SEAT	1-F5
SHOCK ABSORBER	1-G3
SHOCK ABSORBER FR	1-E8
SIDE COVER	1-F5
SIDE STAND	1-G1
SPARE UNIT	1-G3
STARTER MOTOR	1-B11
STARTING CLUTCH	1-B8
STEERING STEM	1-E7
SWINGARM	1-G1
SWITCHES	1-E3
TAILLIGHT	1-G6
TENSIONER	1-B5
THERMOSTAT	1-C8
TOOLS	1-G10
TOP BRIDGE	1-E6
TRANSMISSION	1-C6
TURN SIGNAL	1-G4
VALVE	1-B4
WATER PIPE	1-C8
WATER PUMP	1-B10
WHEEL FR	1-E12
WHEEL RR	1-F1
WIRE HARNESS	1-G7

AIR CLEANER



REF NO	DESCRIPTION	VF750C		QTY REQ	PART NUMBER	HONDA CODE
		82	83			
					G38-BMB1-19C	BLOCK NO F-19
40	SCREW PAN. 5X20	-	3	1	93500-05020-0G	0294181
41	SCREW-WASHER 4X12	2	3	1	93892-04012-00	0485946
42	SCREW-WASHER 4X16	2	3	1	93892-04016-00	0692053
43	NUT HEX 5MM	2	3	1	94001-05080-0S	0285783
44	NUT FLANGE 6MM	2	3	1	94050-06000	0471623
45	WASHER PLAIN 5 5MM	2	3	1	94101-05800	0285791
46	CLIP B12 5 TUBE	2	3	1	95002-02130	0323352
47	CLIP C11 TUBE	2	3	1	95002-70000	0053595
48	TUBE VINYL 8X12X300	2	-	1	95003-23030-31	1260942
	TUBE VINYL 8X12X250	-	3	1	95003-23025-31	1292218
49	BOLT FLANGE 6X18MM	2	3	1	95700-06018-00	0481184
50	BOLT FLANGE 6X32	2	3	1	95700-06032-08	0252304
51	GROMMET WATER PIPE	2	3	1	17258-MB1-010	1792944

MUFFLER



REF NO	DESCRIPTION	VF750C		QTY REQ	PART NUMBER	HONDA CODE
		82	83			
					G38-BMB1-20	BLOCK NO F-20
1	JOINT, EX. PIPE	2	3	2	18231-MB0-000	1245174
2	GASKET, EX. PIPE	2	3	4	18291-216-000	0028241
3	CHAMBER COMP., EX.	2	-	1	18300-MB1-003	1245190
	CHAMBER COMP., EX.	-	3	1	DM122119	18300-MB1-003
	CHAMBER COMP., EX.	2	3	1	18300-MB1-771	1723915
4	PROTECTOR, RR. EX. PIPE	2	3	1	18300-MB1-920	2575041
5	MUFFLER COMP., R.	2	-	1	18316-MB0-003	1245208
	MUFFLER COMP., R.	-	3	1	DM122119	18330-MB1-671
	MUFFLER COMP., R.	2	-	1	18330-MB1-671	1245224
	MUFFLER COMP., R.	-	3	1	DM122119	18330-MB1-730
	MUFFLER COMP., R.	2	-	1	18330-MB1-730	1524339
	MUFFLER COMP., R.	-	3	1	DM122120	18330-MB1-730
6	PIPE, R. RR. EX.	2	3	1	18330-MB1-672	1757681
7	BAND, R. EX. PIPE	2	3	1	18370-MB0-003	1245232
8	BAND, L. EX. PIPE	2	3	1	18373-MB0-003	1245240
	BAND, R. MUFFLER	2	3	1	18374-MB0-003	1245257
9	BAND, L. MUFFLER	2	3	1	18376-MB0-003	1265552
10	GASKET, MUFFLER	2	3	1	18377-MB0-003	1265560
11	GASKET, MUFFLER	2	3	2	18391-313-000	0210666
12	GASKET, MUFFLER	2	3	2	18391-317-000	0219170
	GASKET, MUFFLER	2	3	2	18391-317-010	3211349

CONTENTS

TITLE	GRID
AIR CLEANER	1-F8
ALTERNATOR	1-B9
BATTERY	1-F7
BRAKE CALIPER FR	1-E10
BRAKE MASTER CYLINDER FR	1-E4
BRAKE PANEL RR	1-F1
BRAKE PEDAL	1-F11
CABLES	1-E3
CAM CHAIN	1-B5
CAMSHAFT	1-B4
CARBURETOR (ASSY LINK)	1-C11
CARBURETOR (COMP PARTS)	1-C12
CLUTCH	1-B7
CLUTCH MASTER CYLINDER	1-E5
CONTROL LEVERS	1-E4
CRANKCASE COVER L	1-B10
CRANKCASE COVER R	1-B6
CRANKSHAFT	1-C2
CROSS SHAFT	1-C9
CYLINDER BLOCK	1-C1
CYLINDER HEAD (FRONT)	1-B1
CYLINDER HEAD (REAR)	1-B3
CYLINDER HEAD COVER	1-B1
FENDER FR	1-E8
FENDER RR	1-G3
FINAL DRIVEN GEAR	1-F2
FOOTPEGS	1-F12
FRAME BODY	1-G9
FUEL PUMP	1-F7
FUEL TANK	1-F3
GASKET KIT A	1-D1
GASKET KIT B	1-D1
GEARSHIFT DRUM	1-C7
GEARSHIFT PEDAL	1-F11
HANDLEBAR	1-E6
HEADLIGHT	1-E1
HORN	1-E7
IGNITION COIL	1-G7
INSTRUMENTS	1-E2
MAIN STAND	1-G1
MUFFLER	1-F9
OIL FILTER	1-B11
OIL PAN	1-B11
OIL PUMP	1-B11
PISTON	1-C2
PULSER	1-B8
RADIATOR	1-G8
RECTIFIER	1-F5
SEAT	1-F5
SHOCK ABSORBER	1-G3
SHOCK ABSORBER FR	1-E8
SIDE COVER	1-F5
SIDE STAND	1-G1
SPARK UNIT	1-G3
STARTER MOTOR	1-B11
STARTING CLUTCH	1-B8
STEERING STEM	1-E7
SWINGARM	1-G1
SWITCHES	1-E3
TAILLIGHT	1-G6
TENSIONER	1-B5
THERMOSTAT	1-C8
TOOLS	1-G10
TOP BRIDGE	1-E6
TRANSMISSION	1-C6
TURN SIGNAL	1-G4
VALVE	1-B4
WATER PIPE	1-C8
WATER PUMP	1-B10
WHEEL FR	1-E12
WHEEL RR	1-F1
WIRE HARNESS	1-G7

GRID NO.

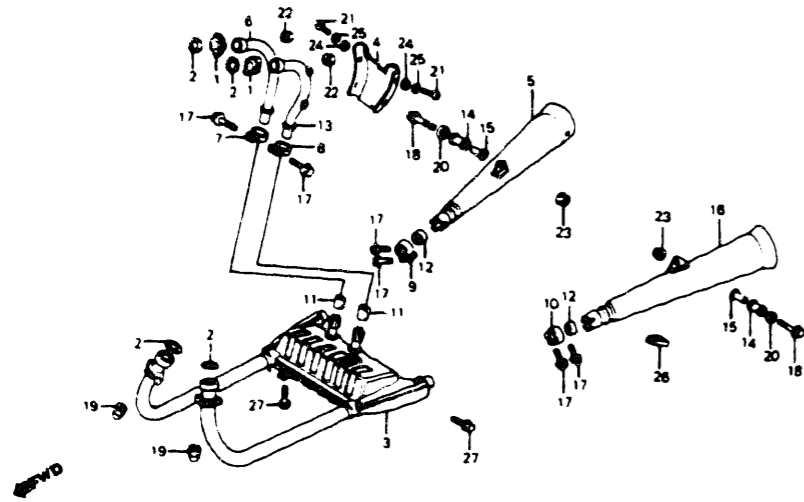
1-F 9

94
VF750C 82 FRAME NO CMO00033 TO CMO27062
VF750C 83 FRAME NO DM100011 TO DM122819

1-F 9

95

MUFFLER



VF750C 82 VF750C 83		V F 7 5 0 C	V F 7 5 0 C	G38-8881-20 BLOCK NO. F-20		
REF NO	DESCRIPTION	2	3	SERIAL NUMBER FROM TO	QTY REQ	PART NUMBER HONDA CODE
13	PIPE L RR EX	2	3	-----	1	18420-MB0-003 1245281
14	RUBBER MUFFLER MOUNTING	2	3	-----	2	18421-MB0-000 1245299
15	COLLAR MUFFLER MOUNTING	2	3	-----	2	18422-MB0-000 1245307
16	MUFFLER COMP L	2	-	-----	1	18430-MB1-671 1245323
		-	3	DM122119	1	18430-MB1-671 1245323
	MUFFLER COMP L	2	-	-----	1	18430-MB1-730 1541358
		-	3	DM122119	1	18430-MB1-730 1541358
	MUFFLER COMP L	-	3	DM122120	1	18430-MB1-672 1757699
17	BOLT FLANGE 8X37	2	3	-----	6	90118-471-000 1057215
18	BOLT SPECIAL FLANGE 8X45	2	3	-----	2	90158-MB1-000 1260777
19	NUT CAP 6MM	2	3	-----	4	90304-438-000 0765693
20	WASHER SPECIAL 8MM	2	3	-----	2	90557-MB0-000 1251388
21	SCREW PAN 6X8	2	3	-----	4	93500-06008-49 0309120
22	NUT FLANGE 6MM	2	3	-----	4	94050-06000 0471623
23	NUT FLANGE 8MM	2	3	-----	2	94050-08000 0481143
24	WASHER PLAIN 6MM	2	3	-----	4	94101-06000 0059071
	WASHER PLAIN 6MM	2	3	-----	4	94101-06080 3136074
	WASHER PLAIN 6MM	2	3	-----	4	94101-06800 0345900
25	WASHER SPRIN 6MM	2	3	-----	4	94111-06000 0058974
26	RUBBER MAIN STAND STOPPER	2	3	-----	1	95011-61000 0255638

96

VF750C 82 FRAME NO CM000033 TO CM027062
VF750C 83 FRAME NO DM100011 TO DM122819

1-F 10

VF750C 82 VF750C 83		V F 7 5 0 C	V F 7 5 0 C	BLOCK NO. F-20		
REF NO	DESCRIPTION	2	3	SERIAL NUMBER FROM TO	QTY REQ	PART NUMBER HONDA CODE
27	BOLT FLANGE 6X18	2	-	-----	2	95700-06018-08 0252270
		-	3	DM122119	2	95700-06018-08 0252270
	BOLT FLANGE 6X20	-	3	DM122120	2	90003-MB2-000 1846799
	BOLT FLANGE 6X20	-	3	DM122120	2	90003-MC7-000 1210566

97

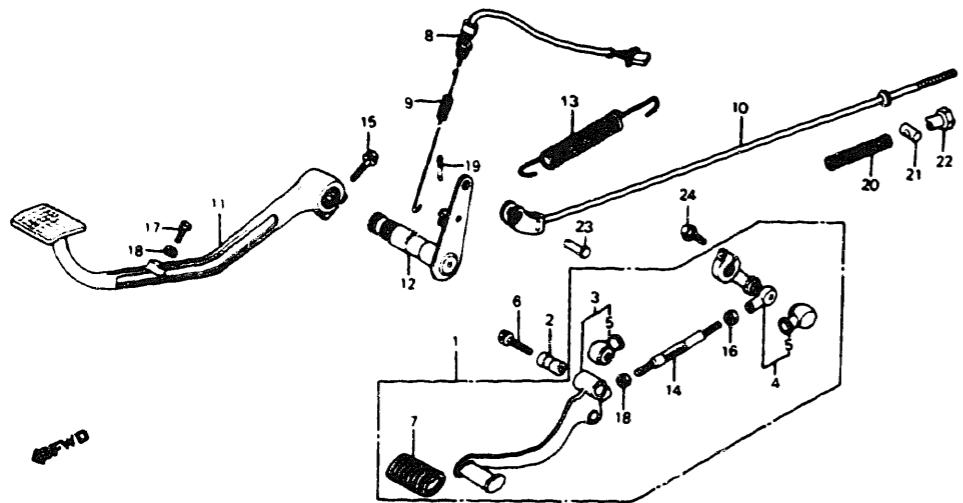
CONTENTS

TITLE	GRID
AIR CLEANER	1-F8
ALTERNATOR	1-B9
BATTERY	1-F7
BRAKE CALIPER FR	1-E10
BRAKE MASTER CYLINDER FR	1-E4
BRAKE PANEL RR	1-F1
BRAKE PEDAL	1-F11
CABLES	1-E3
CAM CHAIN	1-B5
CAMSHAFT	1-B4
CARBURETOR (ASSY LINK)	1-C11
CARBURETOR (COMP PARTS)	1-C12
CLUTCH	1-B7
CLUTCH MASTER CYLINDER	1-E5
CONTROL LEVERS	1-E4
CRANKCASE COVER L	1-B10
CRANKCASE COVER R	1-B6
CRANKSHAFT	1-C2
CROSS SHAFT	1-C9
CYLINDER BLOCK	1-C1
CYLINDER HEAD (FRONT)	1-B1
CYLINDER HEAD (REAR)	1-B3
CYLINDER HEAD COVER	1-B1
FENDER FR	1-E8
FENDER RR	1-G3
FINAL DRIVEN GEAR	1-F2
FOOTPEGS	1-F12
FRAME BODY	1-G9
FUEL PUMP	1-F7
FUEL TANK	1-F3
GASKET KIT A	1-D1
GASKET KIT B	1-D1
GEARSHIFT DRUM	1-C7
GEARSHIFT PEDAL	1-F11
HANDLEBAR	1-E6
HEADLIGHT	1-E1
HORN	1-E7
IGNITION COIL	1-G
INSTRUMENTS	1-F2
MAIN STAND	1-G1
MUFFLER	1-F9
OIL FILTER	1-B11
OIL PAN	1-B11
OIL PUMP	1-B11
PISTON	1-C2
PULSER	1-B8
RADIATOR	1-G8
RECTIFIER	1-F5
SEAT	1-F5
SHOCK ABSORBER	1-G3
SHOCK ABSORBER FR	1-E8
SIDE COVER	1-F5
SIDE STAND	1-G1
SPARK UNIT	1-G3
STARTER MOTOR	1-B11
STARTING CLUTCH	1-B8
STEERING STEM	1-E7
SWINGARM	1-G1
SWITCHES	1-E7
TAILLIGHT	1-G6
TENSIONER	1-B5
THERMOSTAT	1-C8
TOOLS	1-G10
TOP BRIDGE	1-E6
TRANSMISSION	1-C6
TURN SIGNAL	1-G4
VALVE	1-B4
WATER PIPE	1-C8
WATER PUMP	1-B10
WHEEL FR	1-E12
WHEEL RR	1-F1
WIRE HARNESS	1-G7

GRID NO.

1-F 10

BRAKE PEDAL • GEARSHIFT PEDAL



VF750C 82 VF750C 83		VF750C 82	VF750C 83	G38-BMB1-21		BLOCK NO. F-21	
REF NO	DESCRIPTION	2	3	SERIAL NUMBER FROM TO	QTY REQ	PART NUMBER	HONDA CODE
1	PEDAL ASSY GEARSHIFT	2	-	-	1	24700-MB1-000	1245851
	PFDA ASSY GEARSHIFT	-	3	-	1	24700-MB1-700	1291285
2	COLLAR GEARSHIFT PEDAL PIVOT	2	3	-	1	24705-MB0-000	1245889
	COLLAR GEARSHIFT PEDAL PIVOT	2	3	-	1	24705-MT6-000	3038601
3	PEDAL COMP GEARSHIFT	2	-	-	1	24720-MB1-000	1245893
	PEDAL COMP GEARSHIFT	-	3	-	1	24720-MB1-700	1291293
4	ARM COMP GEARSHIFT	2	3	-	1	24721-MB1-000	1245901
5	COVER DUST	2	3	-	2	24724-422-000	0694869
6	BOLT GEARSHIFT PEDAL PIVOT	2	3	-	1	24725-MB1-000	1245919
7	RUBBER GEARSHIFT PEDAL	2	3	-	1	24781-371-000	0432153
8	SWITCH ASSY RR STOP	2	3	-	1	35350-MB0-000	1246867
	SWITCH ASSY RR STOP	2	3	-	1	35350-ME9-770	1562305
9	SPRING STOP SWITCH	2	3	-	1	35357-MB1-000	1246875
10	ROD RR BRAKE	2	3	-	1	43451-MB1-000	1247998
11	PEDAL COMP RR BRAKE	2	3	-	1	46500-MB1-000	1248418
	PEDAL COMP RR BRAKE	-	3	-	1	46500-MB1-700	1291764
12	ARM COMP RR BRAKE PEDAL MIDDLE	2	3	-	1	46513-MB1-000	1248424

VF750C 82 VF750C 83		VF750C 82	VF750C 83	BLOCK NO F-21			
REF NO	DESCRIPTION	2	3	SERIAL NUMBER FROM TO	QTY REQ	PART NUMBER	HONDA CODE
13	SPRING, RR. BRAKE	2	3	-	1	46514-MB1-000	1248459
	SPRING, RR. BRAKE	2	3	-	1	46514-MB1-020	1455856
14	BOLT, TIE ROD	2	3	-	1	90065-MB1-000	1250810
15	BOLT, SPECIAL FLANGE, 8X30	2	3	-	1	90179-422-000	0694828
16	NUT, GOVERNOR ARM FIXING	2	3	-	1	90201-700-000	0401398
17	BOLT, HEX., 6X20	2	3	-	1	92000-06020-08	0156893
	BOLT, HEX., 6X20	2	3	-	1	92000-06020-02	0054288
18	NUT, HEX., 6MM	2	3	-	2	94002-06020-05	1237387
19	PIN, COTTER, 1.6X12	2	3	-	1	94201-16120	0251736
20	SPRING A, BRAKE ROD	2	3	-	1	95014-73100	0271056
21	JOINT B, BRAKE ARM	2	3	-	1	95015-32001	0400945
22	NUT B, BRAKE ROD ADJUSTING	2	3	-	1	95015-42000	0257766
23	PIN B, BRAKE ROD JOINT	2	3	-	1	95015-52000	0257774
24	BOLT, FLANGE, 6X22	2	3	-	1	95700-06022-00	0483925
	BOLT, FLANGE, 6X22	2	3	-	1	95701-06022-00	2105823

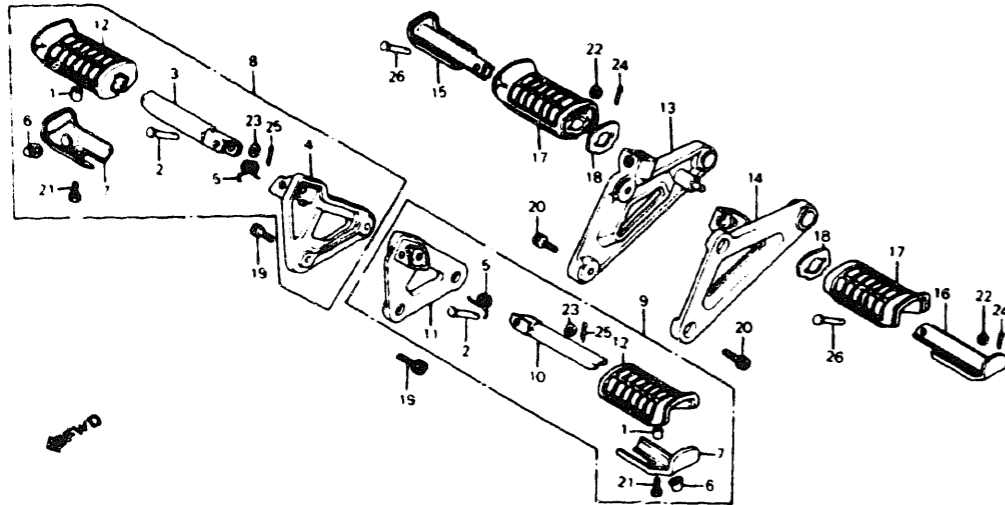
CONTENTS

TITLE	GRID
AIR CLEANER	1-F8
ALTERNATOR	1-B9
BATTERY	1-F7
BRAKE CALIPER FR	1-E10
BRAKE MASTER CYLINDER FR	1-E4
BRAKE PANEL FR	1-F1
BRAKE PEDAL	1-F11
CABLES	1-E3
CAM CHAIN	1-B5
CAMSHAFT	1-B4
CARBURETOR (ASSY LINK)	1-C11
CARBURETOR (COMP PARTS)	1-C12
CLUTCH	1-B7
CLUTCH MASTER CYLINDER	1-E5
CONTROL LEVERS	1-E4
CRANKCASE COVER L	1-B10
CRANKCASE COVER R	1-B6
CRANKSHAFT	1-C2
CROSS SHAFT	1-C9
CYLINDER BLOCK	1-C1
CYLINDER HEAD (FRONT)	1-B1
CYLINDER HEAD (REAR)	1-B3
CYLINDER HEAD COVER	1-B1
FENDER FR	1-E8
FENDER RR	1-G3
FINAL DRIVEN GEAR	1-F2
FOOTPEGS	1-F12
FRAME BODY	1-G8
FUEL PUMP	1-F7
FUEL TANK	1-F3
GASKET KIT A	1-D1
GASKET KIT B	1-D1
GEARSHIFT DRUM	1-C7
GEARSHIFT PEDAL	1-F11
HANDLEBAR	1-E6
HEADLIGHT	1-E1
HORN	1-E7
IGNITION COIL	1-G7
INSTRUMENTS	1-E2
MAIN STAND	1-G1
MUFFLER	1-F9
OIL FILTER	1-B11
OIL PAN	1-B11
OIL PUMP	1-B11
PISTON	1-C2
PULSER	1-B8
RADIATOR	1-G8
RECTIFIER	1-F5
SEAT	1-F5
SHOCK ABSORBER	1-G3
SHOCK ABSORBER, FR	1-E8
SIDE COVER	1-F5
SIDE STAND	1-G1
SPARK UNIT	1-G3
STARTER MOTOR	1-B11
STARTING CLUTCH	1-B8
STEERING STEM	1-E7
SWINGARM	1-G1
SWITCHES	1-E3
TAILLIGHT	1-G6
TENSIONER	1-B5
THERMOSTAT	1-C8
TOOLS	1-G10
TOP BRIDGE	1-E6
TRANSMISSION	1-C8
TURN SIGNAL	1-G4
VALVE	1-B4
WATER PIPE	1-C8
WATER PUMP	1-B10
WHEEL FR	1-E12
WHEEL RR	1-F1
WIRE HARNESS	1-G7

GRID NO.

1-F 11

FOOTPEGS



VF750C 82 VF750C 83		VF750C VF750C		G38-BM61-22		BLOCK NO. F-22	
REF NO	DESCRIPTION	2	3	SERIAL NUMBER FROM	TO	QTY REQ	HONDA CODE
1	COLLAR CHAIN GUARD	2	3	-----	-----	2	40515-413-000 0827626
2	PIN FOOTPEG BAR JOINT	2	3	-----	-----	2	50603-033-000 0019349
3	BAR COMP R FOOTPEG	2	3	-----	-----	1	50612-MB1-000 1248855
4	BRACKET R FOOTPEG	2	3	-----	-----	1	50615-MB1-000 1248889
5	SPRING FOOTPEG RETURN	2	-	-----	-----	2	50617-MB1-000 1248905
	SPRING FOOTPEG RETURN	-	3	-----	-----	2	50617-MB1-700 1291822
6	SLIDER FOOTPEG	2	3	-----	-----	2	50618-MB1-000 1248939
7	STOPPER FOOTPEG RUBBER	2	3	-----	-----	2	50619-MB1-000 1248954
8	FOOTPEG ASSY R MAIN	2	-	-----	-----	1	50630-MB1-000 1248970
	FOOTPEG ASSY R MAIN	-	3	-----	-----	1	50630-MB1-700 1442318
9	FOOTPEG ASSY L MAIN	2	-	-----	-----	1	50640-MB1-000 1248996
	FOOTPEG ASSY L MAIN	-	3	-----	-----	1	50640-MB1-700 1442326
10	BAR COMP L FOOTPEG	2	3	-----	-----	1	50642-MB1-000 1249010
11	BRACKET L FOOTPEG	2	3	-----	-----	1	50645-MB1-000 1249028
12	RUBBER MAIN FOOTPEG	2	3	-----	-----	2	50661-MB1-000 1249044
13	HOLDER R PILLION FOOTPEG	2	3	-----	-----	1	50680-MB1-000 1249069
	HOLDER R PILLION FOOTPEG	2	3	-----	-----	1	50680-MB1-010 1721174
14	HOLDER L PILLION FOOTPEG	2	3	-----	-----	1	50690-MB1-000 1249085
15	BAR R PILLION FOOTPEG	2	3	-----	-----	1	50711-MB1-000 1249127
16	BAR L PILLION FOOTPEG	2	3	-----	-----	1	50712-MB1-000 1249143

100

1-F 12

VF750C 82 FRAME NO : CM000033 TO CM027062
VF750C 83 FRAME NO : DM100011 TO DM122819

VF750C 82 VF750C 83		VF750C VF750C		BLOCK NO. F-22				
REF NO	DESCRIPTION	2	3	SERIAL NUMBER FROM	TO	QTY REQ	PART NUMBER	HONDA CODE
17	RUBBER, PILLION FOOTPEG	2	3	-----	-----	2	50713-MB1-000 1249150	
18	WASHER, PILLION FOOTPEG	2	3	-----	-----	2	50714-MB1-000 1249176	
19	BOLT, SOCKET, 8X17	2	3	-----	-----	4	90153-MB0-000 1251123	
20	BOLT, SOCKET, 8X18	2	3	-----	-----	4	90109-MB0-000 1250950	
	BOLT, SOCKET, 8X18	2	3	-----	-----	4	90157-MB1-000 1251164	
21	BOLT, HEX., 6X16	2	3	-----	-----	2	92000-06016-0A 0313157	
	BOLT, HEX., 6X16	2	3	-----	-----	2	92100-06016-0A 1685726	
	BOLT, HEX., 6X16	2	3	-----	-----	2	92101-06016-0A 2479590	
22	WASHER, PLAIN, 6MM	2	3	-----	-----	2	94101-06000 0059071	
	WASHER, PLAIN, 6MM	2	3	-----	-----	2	94101-06080 3136074	
	WASHER, PLAIN, 6MM	2	3	-----	-----	2	94101-06800 0345900	
23	WASHER, PLAIN, 8MM	2	3	-----	-----	2	94101-08000 0059097	
24	PIN, COTTER, 1.6X10	2	3	-----	-----	2	94201-16100 0262089	
25	PIN, COTTER, 1.6X15	2	3	-----	-----	2	94201-16150 0058313	
	PIN, COTTER, 1.6X25	2	3	-----	-----	2	94201-16250 0058339	
26	PIN C, PILLION FOOTPEG	2	3	-----	-----	2	95015-83000 0274118	

101

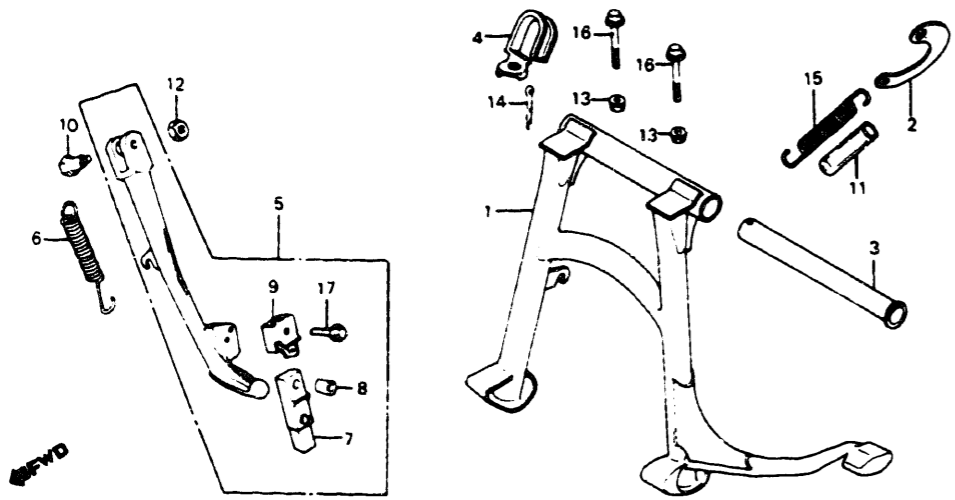
CONTENTS

TITLE	GRID
AIR CLEANER	1-F8
ALTERNATOR	1-B9
BATTERY	1-F7
BRAKE CALIPER, FR.	1-E10
BRAKE MASTER CYLINDER, FR.	1-E4
BRAKE PANEL, RR	1-F1
BRAKE PEDAL	1-F11
CABLES	1-E3
CAM CHAIN	1-B5
CAMSHAFT	1-B4
CARBURETOR (ASSY. LINK)	1-C11
CARBURETOR (COMP. PARTS)	1-C12
CLUTCH	1-B7
CLUTCH MASTER CYLINDER	1-E5
CONTROL LEVERS	1-E4
CRANKCASE COVER, L	1-B10
CRANKCASE COVER, R	1-B6
CRANKSHAFT	1-C2
CROSS SHAFT	1-C9
CYLINDER BLOCK (FRONT)	1-C1
CYLINDER HEAD (FRONT)	1-E1
CYLINDER HEAD (REAR)	1-B3
CYLINDER HEAD COVER	1-B1
FENDER, FR	1-E8
FENDER, RR	1-G3
FINAL DRIVEN GEAR	1-F2
FOOTPEGS	1-F12
FRAME BODY	1-G8
FUEL PUMP	1-F7
FUEL TANK	1-F3
GASKET KIT A	1-D1
GASKET KIT B	1-D1
GEARSHIFT DRUM	1-C7
GEARSHIFT PEDAL	1-F11
HANDLEBAR	1-E6
HEADLIGHT	1-E1
HORN	1-E7
IGNITION COIL	1-G7
INSTRUMENTS	1-E2
MAIN STAMP	1-G1
MUFFLER	1-F9
OIL FILTER	1-B11
OIL PAN	1-B11
OIL PUMP	1-B11
PISTON	1-C2
PULSER	1-B8
RADIATOR	1-G8
RECTIFIER	1-F5
SEAT	1-F5
SHOCK ABSORBER	1-G3
SHOCK ABSORBER, FR	1-E8
SIDE COVER	1-F5
SIDE STAND	1-G1
SPARK UNIT	1-G3
STARTER MOTOR	1-B11
STARTING CLUTCH	1-B8
STEERING STEM	1-E7
SWINGARM	1-G1
SWITCHES	1-E3
TAILLIGHT	1-G6
TENSIONER	1-B5
THERMOSTAT	1-C8
TOOLS	1-G10
TOP BRIDGE	1-E6
TRANSMISSION	1-C6
TURN SIGNAL	1-G4
VALVE	1-B4
WATER PIPE	1-C8
WATER PUMP	1-B10
WHEEL, FR	1-E12
WHEEL, RR	1-F1
WIRE HARNESS	1-G7

GRID NO.

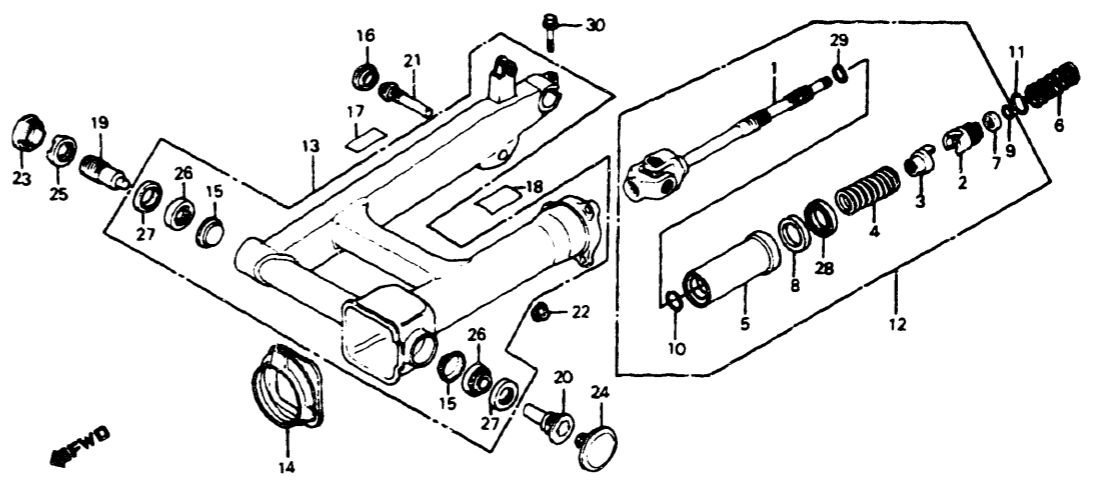
1-F 12

MAIN STAND • SIDE STAND



REF NO	DESCRIPTION	V F 7 5 0 C	V F 7 5 0 C	SERIAL NUMBER FROM TO	QTY REQ	PART NUMBER	HONDA CODE
VF750C 82 VF750C 83		8 2 3	8 2 3			G38-BMB1-23	BLOCK NO F-23
1	STAND COMP. MAIN	2	3	-----	1	50500-MB1-000	1248764
2	PLATE MAIN STAND SPRING	2	3	-----	1	50523-425-000	0718668
3	PIPE MAIN STAND PIVOT	2	3	-----	1	50526-MB0-000	1248780
4	GUIDE OVERFLOW TUBE	2	3	-----	1	50528-MB1-000	1260652
5	BAR ASSY. SIDE STAND	2	3	-----	1	50540-MB1-000	1248814
6	SPRING SIDE STAND	2	3	-----	1	50541-445-010	0803312
7	RUBBER STAND	2	3	-----	1	50548-356-700	0382648
8	COLLAR STAND RUBBER MOUNTING	2	3	-----	1	50549-356-700	0382655
9	BRACKET SIDE STAND RUBBER	2	3	-----	1	50574-MB0-000	1248830
10	BOLT SIDE STAND PIVOT	2	3	-----	1	90108-MB0-000	1250943
11	COVER MAIN STAND SPRING	2	3	-----	1	90125-410-000	0486910
12	NUT HEX 10MM	2	3	-----	1	94031-10070	1251826
13	NUT FLANGE 8MM	2	3	-----	2	94050-08000	0481143
14	PIN SPLIT 2 5X25	2	3	-----	1	94201-25250	0145581
	PIN COTTER 2 5X30	2	3	-----	1	94201-25300	0156091
15	SPRING G. MAIN STAND	2	3	-----	1	95014-71702	0414250
16	BOLT FLANGE 8X40	2	3	-----	2	95700-08040-00	0671222
	BOLT FLANGE 8X40	2	3	-----	2	95701-08040-00	2298404
17	BOLT FLANGE 6X25	2	3	-----	1	96000-06025-07	1251941

SWINGARM



REF NO	DESCRIPTION	V F 7 5 0 C	V F 7 5 0 C	SERIAL NUMBER FROM TO	QTY REQ	PART NUMBER	HONDA CODE
VF750C 82 VF750C 83		8 2 3	8 2 3			G38-BMB1-24B	BLOCK NO. F-24
1	JOINT COMP., YOKE	2	3	-----	1	40200-MB1-003	1282060
	JOINT COMP., YOKE	2	3	-----	1	40200-MB1-013	2257582
2	CAM, DAMPER	2	3	-----	1	40211-MB0-000	1247378
3	LIFTER, DAMPER	2	3	-----	1	40212-MB0-000	1247386
4	SPRING, DAMPER CAM	2	-	-----	1	40213-MB0-000	1247394
	SPRING, DAMPER CAM	-	3	-----	1	40213-MB0-010	1316686
5	COVER, DAMPER	2	-	-----	1	40214-MB0-000	1247402
	COVER, DAMPER	-	3	-----	1	40214-MB0-010	1316694
6	SPRING, DRIVE SHAFT	2	3	-----	1	40215-MB0-003	1247410
7	STOPPER, SPRING	2	3	-----	1	40216-MB0-000	1247428
8	GUIDE, OIL SEAL	2	-	-----	1	40217-MB0-000	1247436
	GUIDE, OIL SEAL	2	3	-----	1	40217-MB0-010	1316702
9	RING, SPRING STOPPER	2	3	-----	1	40218-MB0-000	1247444
10	RING, DAMPER COVER	-	3	-----	1	40219-MB0-000	1316710
11	RING, STOPPER	2	-	-----	1	40221-MB0-000	1247451
		-	3	-----	1	DM116103	40221-MB0-000
12	SHAFT ASSY., DRIVE	2	3	-----	1	40250-MB1-010	1303783
	SHAFT ASSY., DRIVE	2	3	-----	1	40250-MB1-020	2146496
13	SWINGARM ASSY., RR. *NH1* (BLACK)	2	-	-----	1	52100-MB1-000ZA	1249507

CONTENTS

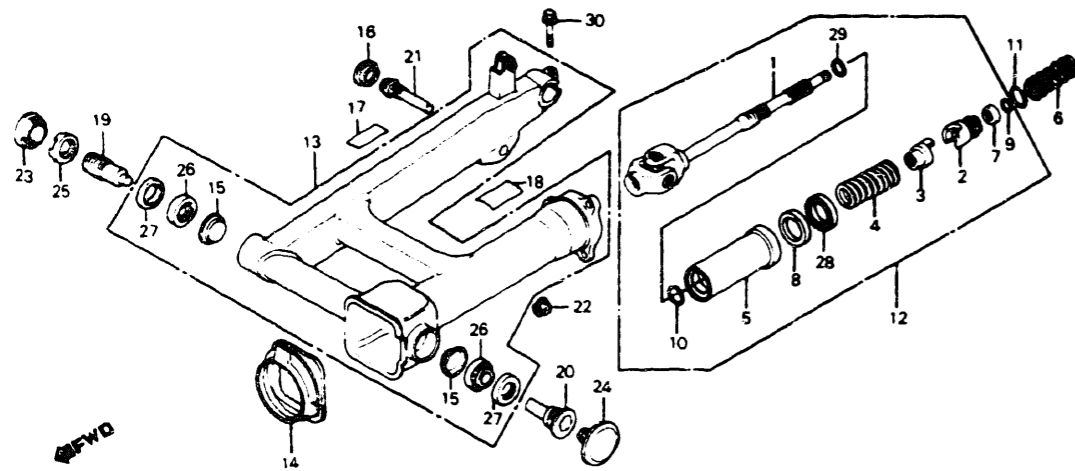
TITLE	GRID
AIR CLEANER	1-F8
ALTERNATOR	1-B9
BATTERY	1-F7
BRAKE CALIPER, FR	1-E10
BRAKE MASTER CYLINDER, FR	1-E4
BRAKE PANEL, RR	1-F1
BRAKE PEDAL	1-F11
CABLES	1-E3
CAM CHAIN	1-B5
CAMSHAFT	1-B4
CARBURETOR (ASSY LINK)	1-C11
CARBURETOR (COMP PARTS)	1-C12
CLUTCH	1-B7
CLUTCH MASTER CYLINDER	1-E5
CONTROL LEVERS	1-E4
CRANKCASE COVER, L	1-B10
CRANKCASE COVER, R	1-B6
CRANKSHAFT	1-C2
CROSS SHAFT	1-C9
CYLINDER BLOCK	1-C1
CYLINDER HEAD (FRONT)	1-B1
CYLINDER HEAD (REAR)	1-B3
CYLINDER HEAD COVER	1-B1
FENDER, FR	1-E8
FENDER, RR	1-G3
FINAL DRIVEN GEAR	1-F2
FOOTPEGS	1-F12
FRAME BODY	1-G9
FUEL PUMP	1-F7
FUEL TANK	1-F3
GASKET KIT A	1-D1
GASKET KIT B	1-D1
GEARSHIFT DRUM	1-C7
GEARSHIFT PEDAL	1-F11
HANDLEBAR	1-E6
HEADLIGHT	1-E1
HORN	1-E7
IGNITION COIL	1-G7
INSTRUMENTS	1-E2
MAIN STAND	1-G1
MUFFLER	1-F9
OIL FILTER	1-B11
OIL PAN	1-B11
OIL PUMP	1-B11
PISTON	1-C2
PULSER	1-B8
RADIATOR	1-G8
RECTIFIER	1-F5
SEAT	1-F5
SHOCK ABSORBER	1-G3
SHOCK ABSORBER, FR	1-E8
SIDE COVER	1-F5
SIDE STAND	1-G1
SPARK UNIT	1-G3
STARTER MOTOR	1-B11
STARTING CLUTCH	1-B8
STEERING STEM	1-E7
SWINGARM	1-G1
SWITCHES	1-E3
TAILLIGHT	1-G6
TENSIONER	1-B5
THERMOSTAT	1-C8
TOOLS	1-G10
TOP BRIDGE	1-E6
TRANSMISSION	1-C6
TURN SIGNAL	1-G4
VALVE	1-B4
WATER PIPE	1-C8
WATER PUMP	1-B10
WHEEL, FR	1-E12
WHEEL, RR	1-F1
WIRE HARNESS	1-G7

102
VF750C 82 FRAME NO. CM000033 TO CM027062
VF750C 83 FRAME NO. DM100011 TO DM122819

103
1-G 1

GRID NO.
1-G 1

SWINGARM



CAUTION OR WARNING LABELS MUST BE ORDERED SEPARATELY WHEN APPLICABLE

VF750C '82 VF750C '83	V F 7 5 0 C	V F 7 5 0 C	Q T Y	PART NUMBER	HONDA CODE
REF NO	SERIAL NUMBER FROM TO		REQ		
13					
14					
15					
16					
17					
18					
19					
20					
21					
22					
23					
24					
25					
26					
27					
28					
29					
30					

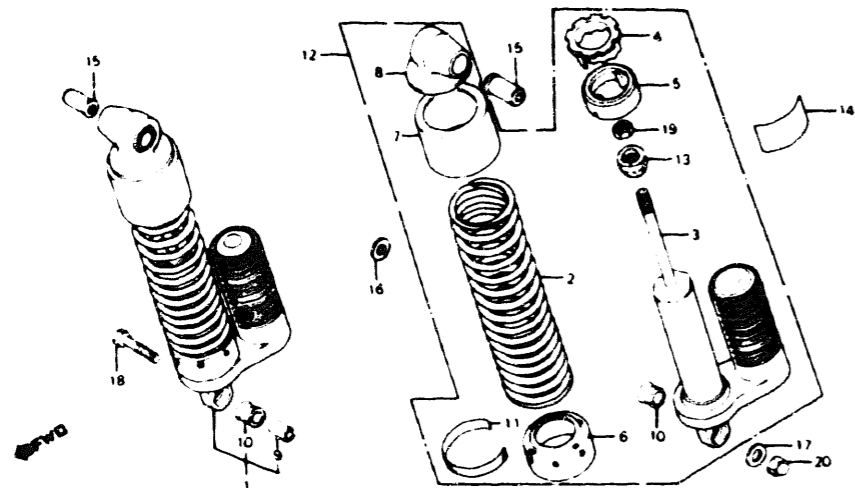
VF750C '82 VF750C '83	V F 7 5 0 C	V F 7 5 0 C	Q T Y	PART NUMBER	HONDA CODE
REF NO	SERIAL NUMBER FROM TO		REQ		
28					
29					
30					

BLOCK NO F-24

CONTENTS

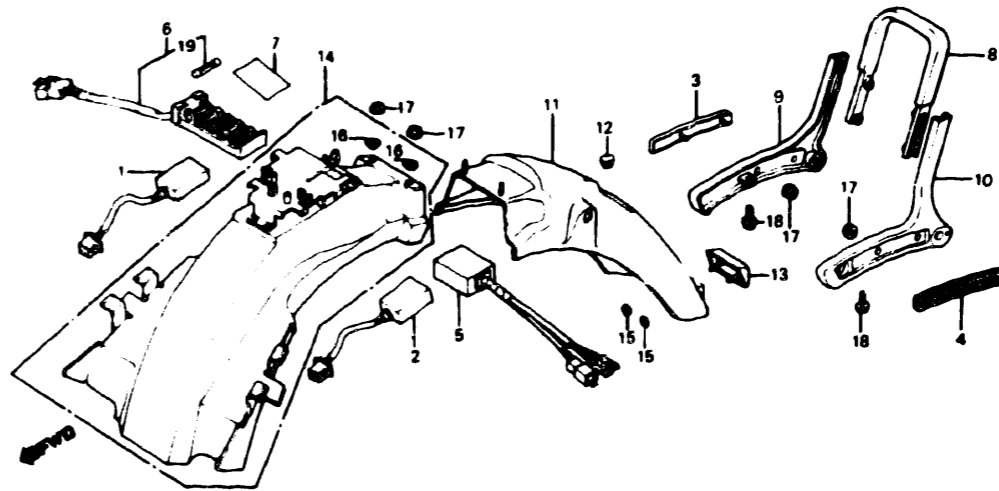
TITLE	GRID
AIR CLEANER	1-F8
ALTERNATOR	1-B9
BATTERY	1-F7
BRAKE CALIPER, FR	1-E10
BRAKE MASTER CYLINDER, FR	1-E4
BRAKE PANEL, RR	1-F1
BRAKE PEDAL	1-F11
CABLES	1-E3
CAM CHAIN	1-B5
CAMSHAFT	1-B4
CARBURETOR (ASSY LINK)	1-C11
CARBURETOR (COMP PARTS)	1-C12
CLUTCH	1-B7
CLUTCH MASTER CYLINDER	1-E5
CONTROL LEVERS	1-E4
CRANKCASE COVER L	1-B10
CRANKCASE COVER R	1-B8
CRANKSHAFT	1-C2
CROSS SHAFT	1-C9
CYLINDER BLOCK	1-C1
CYLINDER HEAD (FRONT)	1-B1
CYLINDER HEAD (REAR)	1-B3
CYLINDER HEAD COVER	1-B1
FENDER, FR	1-E8
FENDER, RR	1-G3
FINAL DRIVEN GEAR	1-F2
FOOTPEGS	1-F12
FRAME BODY	1-G9
FUEL PUMP	1-F7
FUEL TANK	1-F3
GASKET KIT A	1-D1
GASKET KIT B	1-D1
GEARSHIFT DRUM	1-C7
GEARSHIFT PEDAL	1-F11
HANDLEBAR	1-E6
HEADLIGHT	1-E1
HORN	1-E7
IGNITION COIL	1-G7
INSTRUMENTS	1-E2
MAIN STAND	1-G1
MUFFLER	1-F9
OIL FILTER	1-B11
OIL PAN	1-B11
OIL PUMP	1-B11
PISTON	1-C2
PULSER	1-B8
RADIATOR	1-G8
RECTIFIER	1-F5
SEAT	1-F5
SHOCK ABSORBER	1-G3
SHOCK ABSORBER, FR	1-E8
SIDE COVER	1-F5
SIDE STAND	1-G1
SPARK UNIT	1-G3
STARTER MOTOR	1-B11
STARTING CLUTCH	1-B8
STEERING STEM	1-E7
SWINGARM	1-G1
SWITCHES	1-E3
TAILLIGHT	1-G6
TENSIONER	1-B5
THERMOSTAT	1-C8
TOOLS	1-G10
TOP BRIDGE	1-E8
TRANSMISSION	1-C6
TURN SIGNAL	1-G4
VALVE	1-B4
WATER PIPE	1-C8
WATER PUMP	1-B10
WHEEL, FR	1-E12
WHEEL, RR	1-F1
WIRE HARNESS	1-G7

SHOCK ABSORBER



REF NO	DESCRIPTION	VF750C 82		VF750C 83		QTY	PART NUMBER	HONDA CODE
		2	3	2	3			
1	SHOCK ABSORBER ASSY. R RR	2	3	---	---	1	52400-MB1-671	1249556
2	SPRING RR SHOCK	2	3	---	---	2	52401-MB1-003	1249564
3	DAMPER COMP RR	2	3	---	---	2	52410-MB1-003	1249572
4	ADJUSTER SPRING	2	3	---	---	2	52422-410-003	0634238
5	STOPPER SPRING ADJUSTING	2	3	---	---	2	52424-MB1-003	1249598
6	SEAT SPRING UNDER	2	3	---	---	2	52458-MB1-003	1249606
7	CASE RR SHOCK UPPER	2	3	---	---	2	52480-ME1-871	1249614
8	JOINT COMP UPPER	2	3	---	---	2	52480-MB1-305	1249697
9	COLLAR RR DAMPER	2	3	---	---	1	52486-463-000	0884411
10	BUSH UPPER RUBBER (SHOWA)	2	3	---	---	2	52489-461-771	1095751
11	LABEL A	2	3	---	---	2	52496-MB1-003	1249705
12	SHOCK ABSORBER ASSY. L RR	2	3	---	---	1	52500-MB1-871	1249713
13	RUBBER STOPPER	2	3	---	---	2	52517-404-003	0633172
14	LABEL HELMET HOLDER	2	3	---	---	1	87511-323-670	0274811
15	NUT RR SHOCK UPPER	2	3	---	---	2	90309-MB1-000	1251289
16	WASHER PLAIN 16MM	2	3	---	---	1	90439-463-000	0912840
17	WASHER 10 3MM	2	3	---	---	1	90521-292-000	0144873
18	BOLT HEX 10X35	2	3	---	---	1	93200-10035-0B	0912857
19	NUT HEX 10MM (THIN)	2	3	---	---	2	94002-10000-0S	0156984
20	NUT CAP 10MM	2	3	---	---	1	94021-10000-0S	0261917

REAR FENDER • SPARK UNIT

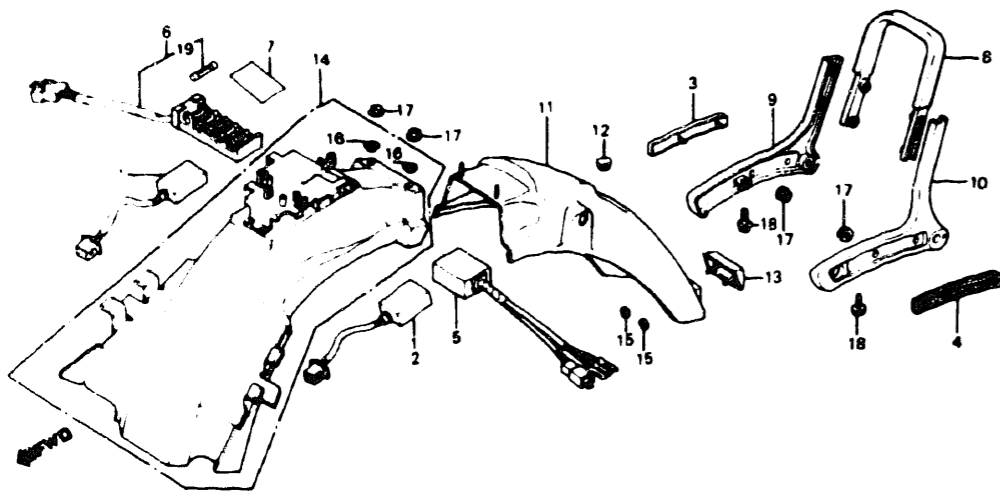


REF NO	DESCRIPTION	VF750C 82		VF750C 83		QTY	PART NUMBER	HONDA CODE
		2	3	2	3			
1	SPARK UNIT (ND)	2	---	---	---	2	30400-MB0-004	1245935
	SPARK UNIT (HITACHI)	2	---	---	---	2	30400-MB0-005	1245943
				---	DM122119	2	30400-MB0-005	1245943
				---	DM122120	1	30400-MB0-005	1245943
	SPARK UNIT (ND)	---	---	---	DM122119	2	30400-MB1-701	1291327
				---	DM122120	1	30400-MB1-701	1291327
2	SPARK UNIT (ND)	---	---	---	DM122120	1	30410-MB1-701	1433077
	SPARK UNIT (HITACHI)	---	---	---	DM122120	1	30410-MB1-702	1433101
	SPARK UNIT (HITACHI)	---	---	---	DM122120	1	30410-MB1-703	2964740
3	REFLECTOR, R RR REFLEX	2	3	---	---	1	33742-MB1-671	1260595
4	REFLECTOR, L RR REFLEX	2	3	---	---	1	33743-MB1-671	1260603
5	SENSOR, STOP & TAILLIGHT	2	---	---	---	1	35550-MB1-671	1246933
	SENSOR, STOP & TAILLIGHT	---	---	---	---	1	35550-MB1-771	1377373
6	PLATE ASSY. FUSE	2	3	---	---	1	38200-MB1-005	1247303
7	LABEL, FUSE	2	3	---	---	1	38215-MB1-000	1247329
8	RAIL, RR GRAB	2	3	---	---	1	77320-MB1-670	1250232
9	BRACKET, R GRAB RAIL	2	---	---	---	1	77330-MB1-000	1250240
	BRACKET, R GRAB RAIL	2	3	---	---	1	77330-MB1-700	1292028
10	BRACKET, L GRAB RAIL	2	---	---	---	1	77340-MB1-000	1250257
	BRACKET, L GRAB RAIL	2	3	---	---	1	77340-MB1-700	1292036

CONTENTS

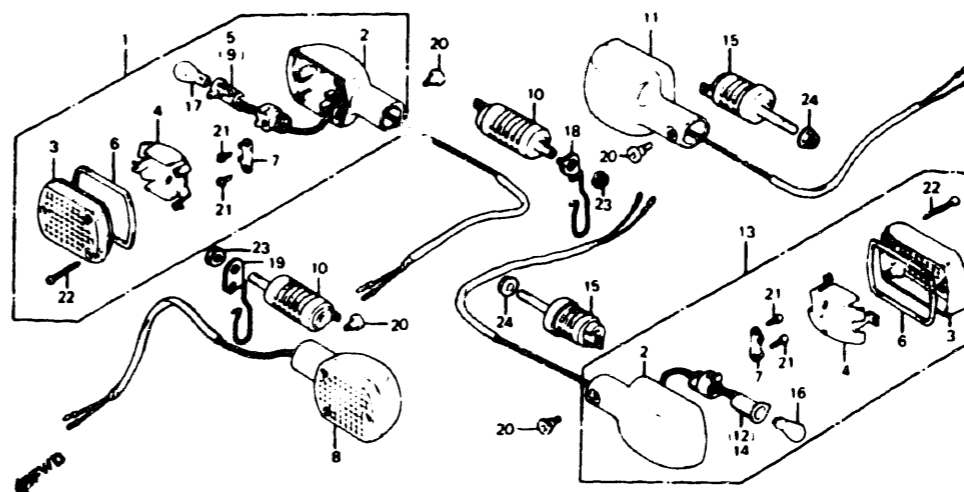
TITLE	GRID
AIR CLEANER	1-F8
ALTERNATOR	1-B9
BATTERY	1-F7
BRAKE CALIPER FR	1-E10
BRAKE MASTER CYLINDER FR	1-E4
BRAKE PANEL RR	1-F1
BRAKE PEDAL	1-F11
CABLES	1-E3
CAM CHAIN	1-B5
CRANKSHAFT	1-B4
CARBURETOR	1-C11
CARBURETOR (ASSY LINK)	1-C12
CARBURETOR (COMP PARTS)	1-C2
CLUTCH	1-B7
CLUTCH MASTER CYLINDER	1-E5
CONTROL LEVERS	1-E4
CRANKCASE COVER L	1-B10
CRANKCASE COVER R	1-B6
CRANKSHAFT	1-C2
CROSS SHAFT	1-C9
CYLINDER BLOCK	1-C1
CYLINDER HEAD (FRONT)	1-B1
CYLINDER HEAD (REAR)	1-B3
CYLINDER HEAD COVER	1-B1
FENDER FR	1-E6
FENDER RR	1-G3
FIXED DRIVEN GEAR	1-F2
FOOTPEGS	1-F12
FRAME BODY	1-G9
FUEL PUMP	1-F7
FUEL TANK	1-F3
GASKET KIT A	1-D1
GASKET KIT B	1-D1
GEARSHIFT DRUM	1-C7
GEARSHIFT PEDAL	1-F11
HANDLEBAR	1-E6
HEADLIGHT	1-E1
HORN	1-E7
IGNITION COIL	1-G7
INSTRUMENTS	1-E2
MAIN STAND	1-G1
MUFFLER	1-F9
OIL FILTER	1-B11
OIL PAN	1-B11
OIL PUMP	1-B11
PISTON	1-C2
PULSER	1-B8
RADIATOR	1-G6
RECTIFIER	1-F5
SEAT	1-F5
SHOCK ABSORBER	1-G3
SHOCK ABSORBER FR	1-E8
SIDE COVER	1-F5
SIDE STAND	1-G1
SPARK UNIT	1-G3
STARTER MOTOR	1-B11
STARTING CLUTCH	1-B8
STEERING STEM	1-E7
SWINGARM	1-G1
SWITCHES	1-E3
TAILLIGHT	1-G6
TENSIONER	1-B5
THERMOSTAT	1-C8
TOOLS	1-G10
TOP BRIDGE	1-E6
TRANSMISSION	1-C6
TURN SIGNAL	1-G4
VALVE	1-B4
WATER PIPE	1-C8
WATER PUMP	1-B10
WHEEL FR	1-E12
WHEEL RR	1-F1
WIRE HARNESS	1-G7

REAR FENDER • SPARK UNIT



REF NO	DESCRIPTION	VF750C 82		VF750C 83		QTY REQ	PART NUMBER	HONDA CODE
		2	3	2	3			
1	FENDER A RR	2	3			1	80100-MB1-000	1250273
2	PLUG RR FENDER	2	3			1	80101-MB1-670	1250299
3	EMBLEM RR FENDER	2	-			1	80102-MB1-670	1250307
4	EMBLEM RR FENDER	2	3			1	80102-MB1-770	1441971
5	FENDER B RR	2	-			1	80105-MB1-000	1250323
6	FENDER B RR	-	3			1	80105-MB1-700	1292044
7	NUT SPEED 3MM	2	3			2	90313-567-000	0258863
8	WASHER 6X20MM	2	3			2	90512-300-000	0191494
9	NUT FLANGE 6MM	2	3			6	94050-06000	0471623
10	BOLT FLANGE 6X12	2	3			2	95700-06012-08	0252254
11	BOLT FLANGE 6X12	2	3			2	95701-06012-08	2170793
12	FUSE B (15A)	2	3			5	98200-21500	0252387

TURN SIGNAL

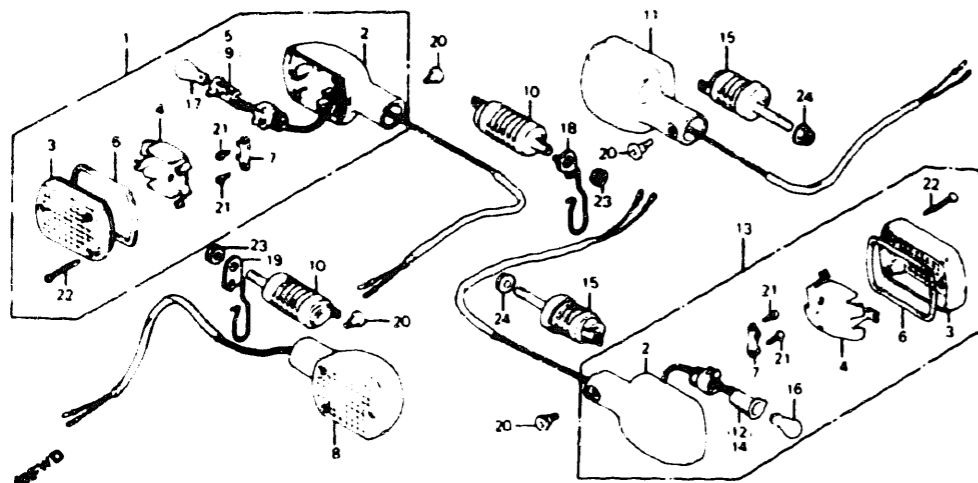


REF NO	DESCRIPTION	VF750C 82		VF750C 83		QTY REQ	PART NUMBER	HONDA CODE
		2	3	2	3			
1	TURN SIGNAL ASSY., R. FR. (12V 23/8W)	2	3			1	33400-MB1-671	1260371
2	TURN SIGNAL ASSY., R. FR. (12V 23/8W)	2	3			1	33400-MB1-679	2110278
3	TURN SIGNAL ASSY., R. FR. (12V 23/8W)	2	3			1	33400-ME5-670	1365600
4	TURN SIGNAL ASSY., R. FR. (12V 23/8W)	2	3			1	33400-ME5-671	1391689
5	TURN SIGNAL ASSY., R. FR. (12V 23/8W)	2	3			1	33450-ME5-670	1365626
6	TURN SIGNAL ASSY., R. FR. (12V 23/8W)	2	3			1	33450-ME5-671	1391705
7	BASE, TURN SIGNAL	2	3			4	33401-MB1-003	1260389
8	LENS, TURN SIGNAL	2	3			4	33402-MB1-003	1260397
9	REFLECTOR, TURN SIGNAL	2	3			4	33403-MB1-671	1260405
10	WIRE COMP., R. TURN SIGNAL	2	3			1	33405-MB1-671	1260413
11	GASKET, LENS	2	3			4	33407-MB1-003	1260421
12	HOLDER	2	3			4	33408-MB1-003	1260439
13	TURN SIGNAL ASSY., L. FR. (12V 23/8W)	2	3			1	33400-MB1-670	1246370

CONTENTS

TITLE	GRID
AIR CLEANER	1-F8
ALTERNATOR	1-B9
BATTERY	1-F7
BRAKE CALIPER FR	1-E10
BRAKE MASTER CYLINDER FR	1-E4
BRAKE PANEL RR	1-F1
BRAKE PEDAL	1-F11
CABLES	1-E3
CAM CHAIN	1-B5
CANSHAFT	1-B4
CARBURETOR (ASSY LINK)	1-C11
CARBURETOR (COMP PARTS)	1-C12
CLUTCH	1-B7
CLUTCH MASTER CYLINDER	1-E5
CONTROL LEVERS	1-E4
CRANKCASE COVER L	1-B10
CRANKCASE COVER R	1-B6
CRANKSHAFT	1-C2
CROSS SHAFT	1-C9
CYLINDER BLOCK	1-C1
CYLINDER HEAD (FRONT)	1-B1
CYLINDER HEAD (REAR)	1-B3
CYLINDER HEAD COVER	1-B1
FENDER FR	1-E8
FENDER RR	1-G3
FINAL DRIVEN GEAR	1-F2
FOOTPEGS	1-F12
FRAME BODY	1-G9
FUEL PUMP	1-F7
FUEL TANK	1-F3
GASKET KIT A	1-D1
GASKET KIT B	1-D1
GEARSHIFT DRUM	1-C7
GEARSHIFT PEDAL	1-F11
HANDLEBAR	1-E6
HEADLIGHT	1-E1
HORN	1-E7
IGNITION COIL	1-G7
INSTRUMENTS	1-E2
MATN STAND	1-G1
MUFFLER	1-F9
OIL FILTER	1-B11
OIL PAN	1-B11
OIL PUMP	1-B11
PISTON	1-C2
PULSER	1-B8
RADIATOR	1-G8
RECTIFIER	1-F5
SEAT	1-F5
SHOCK ABSORBER	1-G3
SHOCK ABSORBER FR	1-E8
SIDE COVER	1-F5
SIDE STAND	1-G1
SPARK UNIT	1-G3
STARTER MOTOR	1-B11
STARTING CLUTCH	1-B8
STEERING STEM	1-E7
SWINGARM	1-G1
SWITCHES	1-E3
TAILLIGHT	1-G6
TENSIONER	1-B5
THERMOSTAT	1-C8
TOOLS	1-G10
TOP BRIDGE	1-E8
TRANSMISSION	1-C8
TURN SIGNAL	1-G4
VALVE	1-B4
WATER PIPE	1-C8
WATER PUMP	1-B10
WHEEL FR	1-F12
WHEEL RR	1-F1
WIRE HARNESS	1-G7

TURN SIGNAL



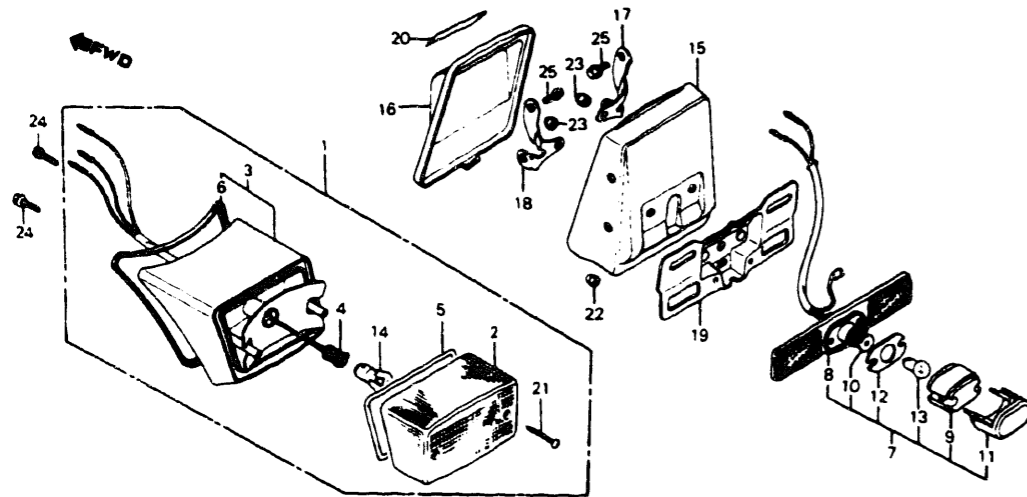
VF750C 82 VF750C 83	V F 7 5 0 C	V F 7 5 0 C	G38 MB1-27	BLOCK NO F-27	
				QTY	REQ
REF NO	DESCRIPTION	SERIAL NUMBER FROM	SERIAL NUMBER TO	PART NUMBER	HONDA CODE
8	TURN SIGNAL ASSY R FR (12V 23 8W)	2	3	1	33400-MB1-671 1260371
	TURN SIGNAL ASSY R FR (12V 23 8W)	2	3	1	33400-MB1-679 2110278
	TURN SIGNAL ASSY R FR (12V 23 8W)	2	3	1	33400-ME5-670 1365600
	TURN SIGNAL ASSY R FR (12V 23 8W)	2	3	1	33400-ME5-671 1391689
	TURN SIGNAL ASSY L FR (12V 23 8W)	2	3	1	33450-MB1-671 1260447
	TURN SIGNAL ASSY R FR (12V 23 8W)	2	3	1	33450-ME5-670 1365626
	TURN SIGNAL ASSY R FR (12V 23 8W)	2	3	1	33450-ME5-671 1391705
9	WIRE COMP L TURN SIGNAL	2	3	1	33455-MB1-671 1260454
10	STAY FR TURN SIGNAL	2	-	2	33490-MB1-003 1246479
	STAY FR TURN SIGNAL	-	3	2	33490-MB1-700 1291376
11	TURN SIGNAL ASSY R RR (12V 23W)	2	3	1	33600-MB1-671 1260462

VF750C 82 VF750C 83	V F 7 5 0 C	V F 7 5 0 C	BLOCK NO F-27			
REF NO	DESCRIPTION	SERIAL NUMBER FROM	SERIAL NUMBER TO	QTY REQ	PART NUMBER	HONDA CODE
11	TURN SIGNAL ASSY R RR (12V 23W)	2	3	1	33600-MB1-679 2138998	
12	WIRE COMP R TURN SIGNAL	2	3	1	33605-MB1-003 1262286	
13	TURN SIGNAL ASSY L RR (12V 23W)	2	3	1	33600-MB1-670 1246495	
	TURN SIGNAL ASSY R RR (12V 23W)	2	3	1	33600-MB1-671 1260462	
	TURN SIGNAL ASSY R RR (12V 23W)	2	3	1	33600-MB1-679 2138998	
	TURN SIGNAL ASSY L RR (12V 23W)	2	3	1	33600-ME4-670 1402197	
	TURN SIGNAL ASSY L RR (12V 23W)	2	3	1	33650-MB1-671 1260488	
14	WIRE COMP L TURN SIGNAL	2	3	1	33655-MB1-003 1260496	
15	STAY RR TURN SIGNAL	2	-	2	33690-MB1-003 1246552	
	STAY RR TURN SIGNAL	-	3	2	33690-MB1-700 1291384	
16	BULB TURN SIGNAL (12V23W)	2	3	2	34905-268-671 0145318	
17	BULB TURN SIGNAL (12V23/8W)	2	3	2	34905-425-671 0824326	
18	CLAMP BRAKE HOSE	2	-	1	CM001219 61315-MB1-000 1260728	
19	CLAMP CLUTCH HOSE	2	-	1	CM001219 61316-MB1-000 1260736	
20	SCREW SPECIAL 6X8	2	3	4	90380-MB1-000 1251339	
	SCREW SPECIAL 6X8	2	3	4	90380-ME9-000 1413830	
21	SCREW TAPPING 4X12	2	3	8	93901-34320 0791277	
22	SCREW TAPPING 4X25	2	3	12	93901-34610 0724369	
23	NUT HEX 12MM	2	3	2	94001-12000-0S 0169508	
24	NUT FLANGE 10MM	-	3	2	94050-10080 0623405	

CONTENTS

TITLE	GRID
AIR CLEANER	1-F8
ALTERNATOR	1-B9
BATTERY	1-F7
BRAKE CALIPER FR	1-E10
BRAKE MASTER CYLINDER FR	1-E4
BRAKE PANEL RR	1-F1
BRAKE PEDAL	1-F11
CABLES	1-E3
CAM CHAIN	1-B5
CAMSHAFT	1-B4
CARBURETOR (ASSY LINK)	1-C11
CARBURETOR (COMP PARTS)	1-C12
CLUTCH	1-B7
CLUTCH MASTER CYLINDER	1-E5
CONTROL LEVERS	1-E4
CRANKCASE COVER L	1-B10
CRANKCASE COVER R	1-B6
CRANKSHAFT	1-C2
CROSS SHAFT	1-C8
CYLINDER BLOCK	1-C1
CYLINDER HEAD (FRONT)	1-B1
CYLINDER HEAD (REAR)	1-B3
CYLINDER HEAD COVER	1-B1
FENDER FR	1-E8
FENDER RR	1-G3
FINAL DRIVEN GEAR	1-F2
FOOTPEGS	1-F12
FRAME BODY	1-G8
FUEL PUMP	1-F7
FUEL TANK	1-F3
GASKET KIT A	1-D1
GASKET KIT B	1-D1
GEARSHIFT DRUM	1-C7
GEARSHIFT PEDAL	1-F11
HANDLEBAR	1-E6
HEADLIGHT	1-E1
HORN	1-E7
IGNITION COIL	1-G7
INSTRUMENTS	1-E2
MAIN STAND	1-G1
MUFFLER	1-F9
OIL FILTER	1-B11
OIL PAN	1-B11
OIL PUMP	1-B11
PISTON	1-C2
PULSER	1-B8
RADIATOR	1-G8
RECTIFIER	1-F5
SEAT	1-F5
SHOCK ABSORBER	1-G3
SHOCK ABSORBER FR	1-E8
SIDE COVER	1-F5
SIDE STAND	1-G1
SPARK UNIT	1-G3
STARTER MOTOR	1-B11
STARTING CLUTCH	1-B8
STEERING STEM	1-E7
SWINGARM	1-G1
SWITCHES	1-E3
TAIL LIGHT	1-G6
TENSIONER	1-B5
THERMOSTAT	1-C8
TOOLS	1-G10
TOP BRIDGE	1-E6
TRANSMISSION	1-C6
TURN SIGNAL	1-G4
VALVE	1-B4
WATER PIPE	1-C8
WATER PUMP	1-B10
WHEEL FR	1-E12
WHEEL RR	1-F1
WIRE HARNESS	1-G7

TAILLIGHT



CAUTION OR WARNING LABELS MUST BE ORDERED SEPARATELY WHEN APPLICABLE

VF750C '82 VF750C '83	V F 7 5 0 C	V F 7 5 0 C	Q T Y	SERIAL NUMBER FROM TO	PART NUMBER	HONDA CODE
	8 2	8 3				
REF NO	2	3	REQ			
DESCRIPTION						
1 TAILLIGHT UNIT (12V 23/8W)	2	3	1	33701-MB1-671	1246578	
2 LENS COMP TAILLIGHT	2	3	1	33702-MB1-671	1246586	
3 LENS COMP TAILLIGHT	2	3	1	33702-MB1-672	2298966	
4 BASE COMP TAILLIGHT	2	3	1	33703-MB1-671	1246594	
5 WIRE COMP TAILLIGHT	2	3	1	33708-MB1-003	1246602	
6 GASKET, TAILLIGHT	2	3	1	33709-MB1-003	1246610	
7 GASKET, TAILLIGHT BASE	2	3	1	33718-MB1-003	1260504	
8 LIGHT ASSY, LICENSE (12V 8W)	2	3	1	33720-MB1-671	1260512	
9 BASE COMP	2	3	1	33721-MB1-671	1260520	
10 LENS, LICENSE	2	3	1	33722-MB1-003	1260538	
11 LENS, LICENSE	2	3	1	33722-MB1-013	2291920	
12 WIRE COMP, LICENSE LIGHT	2	3	1	33725-MB1-003	1260546	
13 COVER COMP	2	3	1	33727-MB1-003	1260553	
14 GASKET, LENS	2	3	1	33729-MB1-003	1260561	
15 BULB, LICENSE LIGHT (12V4CP)	2	3	1	34616-568-671	0504522	
16 BULB, LICENSE LIGHT (12V 4CP)	2	3	1	34902-500-003	0591529	
17 BULB, LICENSE LIGHT (12V 4CP)	2	3	1	34908-272-000	2079226	
18 BULB, LICENSE LIGHT (12V 4CP)	2	3	1	34909-505-003	0504563	
19 BULB, LICENSE LIGHT (12V 4CP)	2	3	1	34909-505-610	0587147	
20 BULB, TAILLIGHT (12V32/3CP)	2	3	1	34906-425-771	0924134	

VF750C '82 VF750C '83	V F 7 5 0 C	V F 7 5 0 C	Q T Y	SERIAL NUMBER FROM TO	PART NUMBER	HONDA CODE
	8 2	8 3				
REF NO	2	3	REQ			
DESCRIPTION						
15 BOX, TOOL	2	3	1	83500-MB1-000	1250364	
16 LID, TOOL BOX	2	3	1	83501-MB1-000	1250372	
17 LID, TOOL BOX	2	3	1	83501-MB1-870	1724087	
18 HOLDER, R. TOOL BOX	2	3	1	83502-MB1-870	1250380	
19 HOLDER, L. TOOL BOX	2	3	1	83503-MB1-870	1250398	
20 BRACKET, LICENSE PLATE	2	3	1	84701-MB1-670	1250562	
21 LABEL, ACCESSORIES LOADING CAUTION	2	3	1	87512-461-770	0954354	
22 SCREW, TAPPING, 4X30	2	3	2	93901-34710	0695757	
23 NUT, CAP, 4MM	2	3	2	94021-04020-0S	1115963	
24 NUT, CAP, 6MM	2	3	2	94021-06070-0S	0712513	
25 BOLT, FLANGE, 6X12	2	3	2	95700-06012-00	0487025	
26 BOLT, FLANGE, 6X12	2	3	2	95701-06012-00	2105799	
27 BOLT, FLANGE, 6X20	2	3	4	95700-06020-07	0476168	
28 BOLT, FLANGE, 6X20	2	3	4	95701-06020-07	2251288	

BLOCK NO. F-28

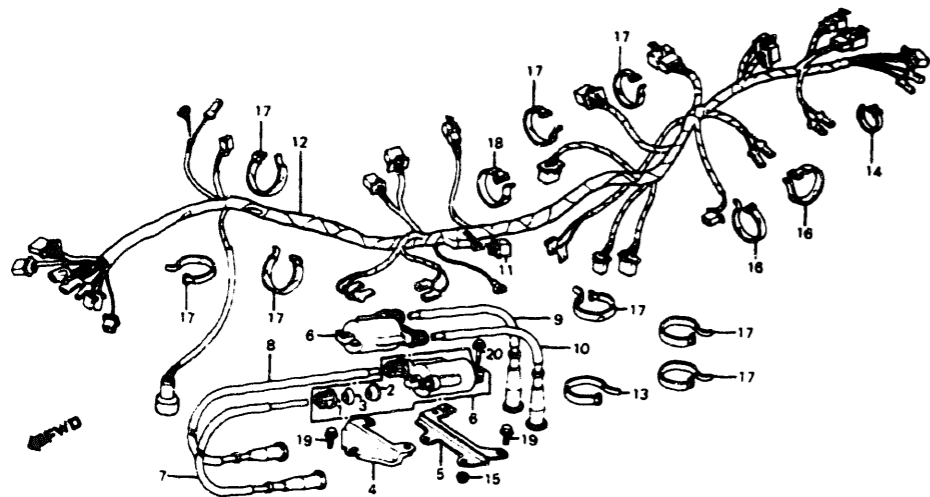
CONTENTS

TITLE	GRID
AIR CLEANER	1-F8
ALTERNATOR	1-B8
BATTERY	1-F7
BRAKE CALIPER, FR	1-E10
BRAKE MASTER CYLINDER, FR	1-E4
BRAKE PANEL, RR	1-F1
BRAKE PEDAL	1-F11
CABLES	1-E3
CAM CHAIN	1-B5
CAMSHAFT	1-B4
CARBURETOR (ASSY LINK)	1-C11
CARBURETOR (COMP PARTS)	1-C12
CLUTCH	1-B7
CLUTCH MASTER CYLINDER	1-E5
CONTROL LEVERS	1-E4
CRANKCASE COVER, L	1-B10
CRANKCASE COVER, R	1-B6
CRANKSHAFT	1-C2
CROSS SHAFT	1-C9
CYLINDER BLOCK	1-C1
CYLINDER HEAD (FRONT)	1-B1
CYLINDER HEAD (REAR)	1-B3
CYLINDER HEAD COVER	1-B1
FENDER, FR	1-E8
FENDER, RR	1-E6
FINAL DRIVEN GEAR	1-F2
FOOTPEGS	1-F12
FRAME BODY	1-G9
FUEL PUMP	1-F7
FUEL TANK	1-F3
GASKET KIT A	1-D1
GASKET KIT B	1-D1
GEARSHIFT DRUM	1-C7
GEARSHIFT PEDAL	1-F11
HANDLEBAR	1-E6
HEADLIGHT	1-E1
HORN	1-E7
IGNITION COIL	1-G7
INSTRUMENTS	1-E2
MAIN STAND	1-G1
MUFFLER	1-F9
OIL FILTER	1-B11
OIL PAN	1-B11
OIL PUMP	1-B11
PISTON	1-C2
PULSER	1-B8
RADIATOR	1-G8
RECTIFIER	1-F5
SEAT	1-F5
SHOCK ABSORBER	1-G3
SHOCK ABSORBER, FR	1-E8
SIDE COVER	1-F5
SIDE STAND	1-G1
SPARK UNIT	1-G3
STARTER MOTOR	1-B11
STARTING CLUTCH	1-B8
STEERING STEM	1-E7
SWINGARM	1-G1
SWITCHES	1-E3
TAILLIGHT	1-G6
TENSIONER	1-B5
THERMOSTAT	1-C8
TOOLS	1-G10
TOP BRIDGE	1-E6
TRANSMISSION	1-C6
TURN SIGNAL	1-G4
VALVE	1-B4
WATER PIPE	1-C8
WATER PUMP	1-B10
WHEEL, FR	1-E12
WHEEL, RR	1-F1
WIRE HARNESS	1-G7

GRID NO.

1-G 6

WIRE HARNESS • IGNITION COIL



VF750C 82 VF750C 83		V F 7 5 0 C	V F 7 5 0 C	G38-BMB1-29		BLOCK NO F-29		
REF NO	DESCRIPTION	2	3	SERIAL NUMBER FROM	TO	QTY REQ	PART NUMBER	HONDA CODE
1	CAP. SCREW	2	3	-----	-----	4	30501-428-003	1094911
2	SEAL, RUBBER	2	3	-----	-----	4	30502-428-003	1094929
3	WASHER, CAP	2	3	-----	-----	4	30503-428-003	1094937
4	BRACKET A, IGNITION COIL	2	3	-----	-----	1	30506-MB1-000	1245950
5	BRACKET B, IGNITION COIL	2	-	-----	-----	1	30507-MB1-000	1245968
	BRACKET B, IGNITION COIL	-	3	-----	-----	1	30507-MB1-700	1291343
6	COIL COMP, IGNITION	2	3	-----	-----	2	30506-MA6-003	1543958
	COIL COMP, IGNITION	2	3	-----	-----	2	30510-MA6-003	1245976
	COIL COMP, IGNITION	2	3	-----	-----	2	30510-MA6-013	1811173
7	CAP COMP 1, SPARK PLUG	2	3	-----	-----	1	30731-MB1-153	1246008
8	CAP COMP 2, SPARK PLUG	2	3	-----	-----	1	30732-MB1-153	1246024
9	CAP COMP 3, SPARK PLUG	2	3	-----	-----	1	30733-MB1-153	1246040
10	CAP COMP 4, SPARK PLUG	2	3	-----	-----	1	30734-MB1-153	1246065
11	RECTIFIER ASSY	2	3	-----	-----	1	31700-124-003	0351346
	RECTIFIER ASSY	2	3	-----	-----	1	31700-124-008	0692129
12	HARNESS, WIRE	2	-	-----	-----	1	32100-MB1-000	1246198
	HARNESS, WIRE	-	3	DM122119	-----	1	32100-MB1-700	1291350
	HARNESS, WIRE	-	3	-----	-----	1	32100-MB1-701	1538016
13	BAND, WIRE	2	3	-----	-----	1	32161-MA0-000	1035187
14	BAND B1, WIRE	2	3	-----	-----	1	32161-404-610	0637728

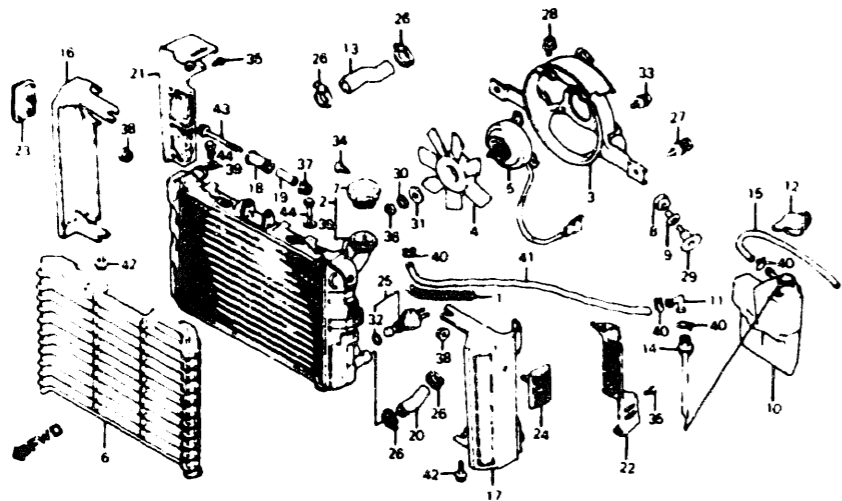
VF750C 82 VF750C 83		V F 7 5 0 C	V F 7 5 0 C	BLOCK NO F-29				
REF NO	DESCRIPTION	2	3	SERIAL NUMBER FROM	TO	QTY REQ	PART NUMBER	HONDA CODE
15	NUT, FLANGE, 6MM	2	3	-----	-----	2	94050-06080	0612689
16	BAND A1, WIRE	2	3	-----	-----	2	95014-61100	0255661
17	BAND A2, WIRE	2	3	-----	-----	8	95014-61200	0255679
18	BAND A3, WIRE	2	3	-----	-----	1	95014-61300	0309179
19	BOLT, FLANGE, 6X12	2	3	-----	-----	3	95700-06012-08	0252254
	BOLT, FLANGE, 6X12	2	3	-----	-----	3	95701-06012-08	2170793
20	BOLT, FLANGE, 6X20	2	3	-----	-----	4	95700-06020-08	0340331
	BOLT, FLANGE, 6X20	2	3	-----	-----	4	95701-06020-08	2374759

CONTENTS

TITLE	GRID
AIR CLEANER	1-F8
ALTERNATOR	1-B9
BATTERY	1-F7
BRAKE CALIPER, FR	1-E10
BRAKE MASTER CYLINDER, FR	1-E4
BRAKE PANEL, RR	1-F1
BRAKE PEDAL	1-F11
CABLES	1-E3
CAM CHAIN	1-B5
CAMSHAFT	1-B4
CARBURETOR (ASSY LINK)	1-C11
CARBURETOR (COMP PARTS)	1-C12
CLUTCH	1-B7
CLUTCH MASTER CYLINDER	1-E5
CONTROL LEVERS	1-E4
CRANKCASE COVER L	1-B10
CRANKCASE COVER R	1-B6
CRANKSHAFT	1-C2
CROSS SHAFT	1-C9
CYLINDER BLOCK	1-C1
CYLINDER HEAD (FRONT)	1-B1
CYLINDER HEAD (REAR)	1-B3
CYLINDER HEAD COVER	1-B1
FENDER, FR	1-E8
FENDER, RR	1-G3
FINAL DRIVEN GEAR	1-F2
FOOTPEGS	1-F12
FRAME BODY	1-G9
FUEL PUMP	1-F7
FUEL TANK	1-F3
GASKET KIT A	1-D1
GASKET KIT B	1-D1
GEARSHIFT DRUM	1-C7
GEARSHIFT PEDAL	1-F11
HANDLEBAR	1-E6
HEADLIGHT	1-E1
HORN	1-E7
IGNITION COIL	1-G7
INSTRUMENTS	1-E2
MAIN STAND	1-G1
MUFFLER	1-F9
OIL FILTER	1-B11
OIL PAN	1-B11
OIL PUMP	1-B11
PISTON	1-C2
PULSER	1-B8
RADIATOR	1-G8
RECTIFIER	1-F5
SEAT	1-F5
SHOCK ABSORBER	1-G3
SHOCK ABSORBER, FR	1-E8
SIDE COVER	1-F5
SIDE STAND	1-G1
SPARK UNIT	1-G3
STARTER MOTOR	1-B11
STARTING CLUTCH	1-B8
STEERING STEM	1-E7
SWINGARM	1-G1
SWITCHES	1-E3
TAILLIGHT	1-G6
TENSIONER	1-B5
THERMOSTAT	1-C8
TOOLS	1-G10
TOP BRIDGE	1-E6
TRANSMISSION	1-C6
TURN SIGNAL	1-G4
VALVE	1-B4
WATER PIPE	1-C8
WATER PUMP	1-B10
WHEEL, FR	1-E12
WHEEL, RR	1-F1
WIRE HARNESS	1-G7

VF750C 82 FRAME NO.: CM000033 TO CM027062
 VF750C 83 FRAME NO.: DM100011 TO DM122819

RADIATOR



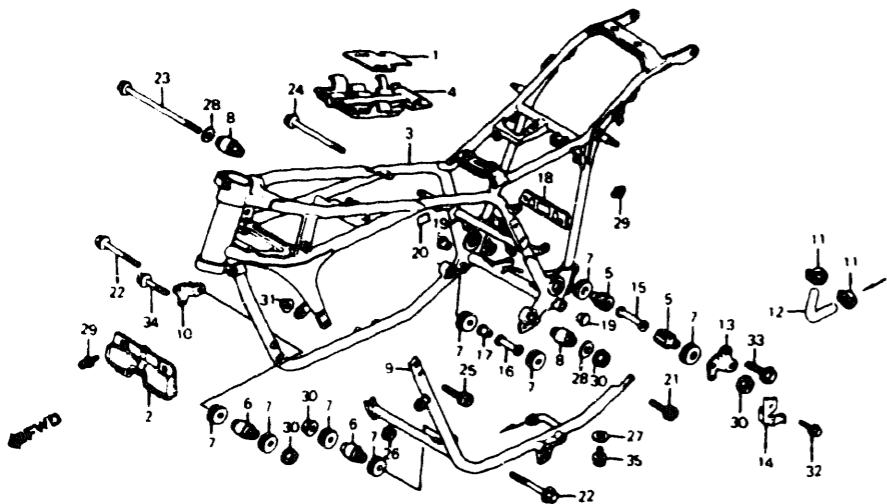
VF750C 82 VF750C 83	V F 7 5 0 C	V F 7 5 0 C	G38 BMB1-308		BLOCK NO F-30	
REF NO	8 2 3	8 2 3	SERIAL NUMBER FROM TO	QTY REQ	PART NUMBER	HONDA CODE
1	2	3	-----	1	17532-404-000	0358630
2	2	3	-----	1	19010-MB0-003	1245331
3	2	3	-----	1	19015-MB1-003	1265495
4	2	3	-----	1	19020-MB0-003	1245356
5	2	3	-----	1	19030-MB0-003	1245364
6	2	3	-----	1	19032-MB1-000	1252386
7	2	3	-----	1	19045-MB0-003	1245380
	2	3	-----	1	19045-MB0-013	1781491
8	2	3	-----	2	19051-KA4-000	1042266
9	2	3	-----	2	19052-MB0-000	1245398
10	2	3	-----	1	19101-MB1-000	1252394
11	2	3	-----	1	19103-463-000	0881904
12	2	3	-----	1	19104-MB0-000	1245430
13	2	3	-----	1	19107-MB1-000	1252402
14	2	3	-----	1	19108-MB0-000	1245471
15	2	3	-----	1	19108-MB1-000	1252410
16	2	-	-----	1	19110-MB1-670	1252428
	-	3	-----	1	19110-MB1-770	1290469
17	2	-	-----	1	19111-MB1-670	1252436
	-	3	-----	1	19111-MB1-770	1290519

VF750C 82 VF750C 83	V F 7 5 0 C	V F 7 5 0 C	BLOCK NO F-30		QTY REQ	PART NUMBER	HONDA CODE
REF NO	8 2 3	8 2 3	SERIAL NUMBER FROM TO	2	3		
18	2	3	-----	1	19113-MB0-000	1245539	
19	2	3	-----	1	19114-MB0-000	1245547	
20	2	3	-----	1	19115-MB0-000	1245554	
21	2	3	-----	1	19118-MB1-000	1245588	
22	2	3	-----	1	19119-MB1-000	1245596	
23	2	3	-----	1	33740-MB0-003	1260579	
24	2	3	-----	1	33741-MB0-000	1246644	
	2	3	-----	1	33741-MB0-003	1260587	
25	2	3	-----	1	37760-MC7-003	1215458	
26	2	3	-----	4	50228-MB0-000	1243328	
27	2	3	-----	2	90042-679-003	0786343	
28	2	3	-----	2	90046-MB0-003	1250794	
29	2	3	-----	2	90111-MB1-000	1260769	
30	2	3	-----	1	90401-679-003	0736850	
31	2	3	-----	1	90402-679-003	0736884	
32	2	3	-----	1	91307-PH7-660	2514651	
	2	3	-----	1	91307-611-000	0347906	
33	2	3	-----	3	93893-05010-08	0648774	
34	-	3	DM115177-----	1	93901-22180	0786772	
35	2	3	-----	4	93903-35180	1058288	
36	2	3	-----	1	94001-05080-05	0285783	
37	2	3	-----	1	94050-06000	0471623	
38	2	3	-----	2	94050-06080	0612889	
39	2	3	-----	2	94101-06200	0059089	
40	2	3	-----	4	95002-70000	0053595	
41	2	3	-----	1	95005-70820-30	1251867	
42	2	3	-----	2	95700-06010-00	0350488	
	2	3	-----	2	95701-06010-00	2410876	
43	2	3	-----	1	95700-06040-00	0483966	
	2	3	-----	1	95701-06040-00	2410942	
44	2	3	-----	2	98000-06010-02	0807305	

CONTENTS

TITLE	GRID
AIR CLEANER	1-F8
ALTERNATOR	1-B9
BATTERY	1-E7
BRAKE CALIPER FR	1-E10
BRAKE MASTER CYLINDER FR	1-E4
BRAKE PANEL RR	1-E1
BRAKE PEDAL	1-E11
CABLES	1-E3
CAM CHAIN	1-B5
CAMSHAFT	1-B4
CARBURETOR (ASSY LINK)	1-C11
CARBURETOR (COMP PARTS)	1-C12
CLUTCH	1-B7
CLUTCH MASTER CYLINDER	1-E5
CONTROL LEVERS	1-E4
CRANKCASE COVER L	1-B10
CRANKCASE COVER R	1-BL
CRANKSHAFT	1-C2
CROSS SHAFT	1-C9
CYLINDER BLOCK	1-C1
CYLINDER HEAD (FRONT)	1-B1
CYLINDER HEAD (REAR)	1-B3
CYLINDER HEAD COVER	1-B1
FENDER FR	1-E8
FENDER RR	1-G3
FINAL DRIVEN GEAR	1-F2
FOOTPEGS	1-F12
FRAME BODY	1-G9
FUEL PUMP	1-F7
FUEL TANK	1-F3
GASKET KIT A	1-D1
GASKET KIT B	1-D1
GEARSHIFT DRUM	1-C7
GEARSHIFT PEDAL	1-F11
HANDLEBAR	1-E6
HEADLIGHT	1-E1
HORN	1-E7
IGNITION COIL	1-G7
INSTRUMENTS	1-E2
MAIN STAND	1-F9
MUFFLER	1-G1
OIL FILTER	1-B11
OIL PAN	1-B11
OIL PUMP	1-B11
PISTON	1-C2
PULSER	1-F8
RADIATOR	1-G8
RECTIFIER	1-F5
SEAT	1-F5
SHOCK ABSORBER	1-G3
SHOCK ABSORBER FR	1-E8
SIDE COVER	1-F5
SIDE STAND	1-G1
SPARK UNIT	1-G3
STARTER MOTOR	1-B11
STARTING CLUTCH	1-B8
STEERING STEM	1-E7
SWINGARM	1-G1
SWITCHES	1-E3
TAILLIGHT	1-G6
THROTTLE	1-B5
THERMOSTAT	1-C8
TOOLS	1-G10
TOP BRIDGE	1-E6
TRANSMISSION	1-C6
TURN SIGNAL	1-G4
VALVE	1-B4
WATER PIPE	1-C8
WATER PUMP	1-B10
WHEEL FR	1-E12
WHEEL RR	1-E1
WIRE HARNESS	1-G7

FRAME BODY



CAUTION OR WARNING LABELS MUST BE ORDERED SEPARATELY WHEN APPLICABLE

VF750C 82 VF750C 83	VF750C 823	VF750C 823	QTY	G38-BMB1-31C		BLOCK NO F-31
				PART NUMBER	HONDA CODE	
REF NO	DESCRIPTION	SERIAL NUMBER FROM	SERIAL NUMBER TO	REQ	PART NUMBER	HONDA CODE
1	SEAT FUEL TANK	2	3	1	17559-MB1-000	1260272
	SEAT FUEL TANK	2	3	1	17559-MB1-010	1654086
2	PLATE CHAMBER HEAT GUARD	2	3	1	19125-MB0-000	1245620
3	BODY COMP FRAME 'NH1' (BLACK)	2	-	1	50100-MB1-000ZA	1248475
	BODY COMP FRAME 'NH1' (BLACK)	2	-	1	50100-MB1-010ZA	1507094
	BODY COMP FRAME 'NH1'(WOL) (BLACK)	-	3	1	50100-MB1-700ZA	1291772
	BODY COMP FRAME 'NH1'(WOL) (BLACK)	-	3	1	50100-MB1-701ZA	1537232
	BODY COMP FRAME 'NH1'(WOL) (BLACK)	-	3	1	50100-MB1-702ZA	1825363
4	PLATE FUEL TANK HEAT GUARD	2	3	1	50189-MB1-000	1248525
5	RUBBER A. MOUNTING	2	3	2	50201-MB0-000	1248533
6	RUBBER B. MOUNTING	2	3	2	50202-MB0-000	1248541
7	RUBBER C. MOUNTING	2	3	8	50203-MB0-000	1248558
	RUBBER C. MOUNTING	2	3	8	50203-MB0-010	2956027
8	RUBBER D. MOUNTING	2	3	2	50206-MB0-000	1248566
9	SUB FRAME COMP	2	-	1	50210-MB1-000	1248582

118

VF750C 82 FRAME NO CM000033 TO CM027062
VF750C 83 FRAME NO DM100011 TO DM122819

1-G 9

VF750C 82 VF750C 83		VF750C 823	VF750C 823	QTY	SERIAL NUMBER FROM	SERIAL NUMBER TO	PART NUMBER	HONDA CODE
9	SUB FRAME COMP	2	3	1	50210-MB1-700	1291780		
10	PLATE, R. FR. ENGINE HANGER	-	3	1	50216-MB1-700	1291798		
11	CLAMP, WATER HOSE	2	3	2	50228-MB0-000	1243328		
12	HOSE, LOWER, WATER	2	3	1	50242-MB0-000	1248590		
13	PLATE, RR. ENGINE HANGER	2	3	1	50356-MB1-000	1248699		
14	CLAMP, WIRE	2	3	1	50358-MB0-000	1248707		
15	COLLAR A, ENGINE HANGER	2	3	1	50361-MB0-000	1248715		
16	COLLAR B, ENGINE HANGER	2	3	1	50362-MB0-000	1248723		
17	COLLAR C, ENGINE HANGER	2	3	1	50363-MB0-000	1248731		
18	PLATE A, HEAT GUARD	2	3	1	50428-MB1-000	1248749		
19	CAP, MAIN STAND PIPE	2	3	2	50750-MB0-000	1249200		
20	LABEL, BATTERY CAUTION	2	3	1	87506-MB1-670	1250661		
21	BOLT, SOCKET, 10X27	2	3	2	90101-MB0-000	1250836		
22	BOLT, FLANGE, 10X65	2	3	2	90102-MB0-000	1250844		
23	BOLT, FLANGE, 10X345	2	3	1	90104-MB0-000	1250885		
24	BOLT, FLANGE, 10X220	2	3	1	90110-MB0-000	1250968		
25	BOLT, SOCKET, 10X30	2	3	2	90152-MB0-000	1251107		
26	NUT, FLANGE, 8MM	2	3	2	90208-425-870	0758375		
27	WASHER, SEALING, 6MM	2	3	1	90441-028-010	0014480		
28	WASHER, ENGINE HANGER	2	3	2	90502-MB0-000	1251370		
29	SCREW-WASHER, 5X12	2	3	4	93893-05012-07	0692665		
30	NUT, FLANGE, 10MM	2	3	4	94050-10000	0483867		
31	NUT, FLANGE, 10MM	2	3	2	94050-10080	0623405		
32	BOLT, FLANGE, 6X10	2	3	1	95700-06010-07	0663930		
	BOLT, FLANGE, 6X10	2	3	1	95701-06010-07	2374734		
33	BOLT, FLANGE, 8X16	2	3	2	95700-08016-07	1251891		
	BOLT, FLANGE, 8X16	2	3	2	95701-08016-07	2724003		
34	BOLT, FLANGE, 8X55	2	-	2	95700-08055-07	1251925		
	BOLT, FLANGE, 8X57	-	3	2	90125-428-900	1292101		
35	BOLT, FLANGE, 6X10	2	3	1	96000-06010-07	1260959		
	BOLT, FLANGE, 6X10	2	3	1	96001-06010-07	2154664		

BLOCK NO. F-31

CONTENTS

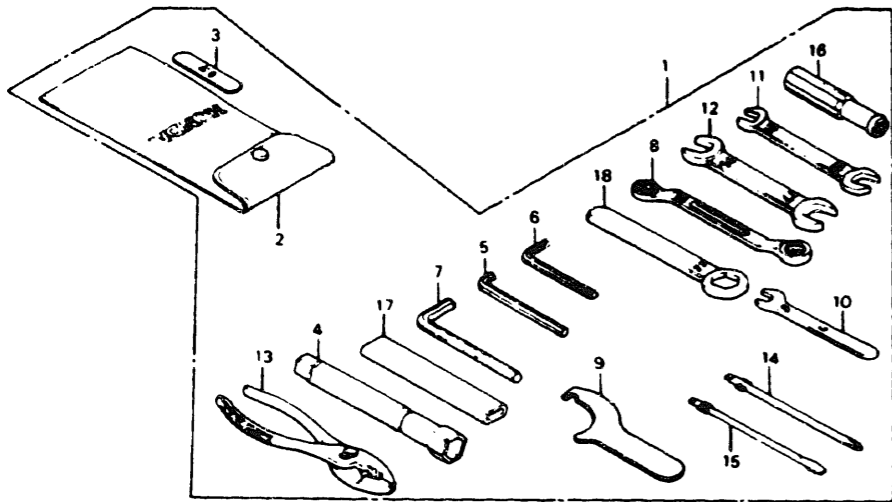
TITLE	GRID
AIR CLEANER	1-F8
ALTERNATOR	1-B9
BATTERY	1-F7
BRAKE CALIPER, FP	1-E10
BRAKE MASTER CYLINDER, FR	1-E4
BRAKE PAMEL, RR	1-F1
BRAKE PEDAL	1-F11
CABLES	1-E3
CAM CHAIN	1-B5
CAMSHAFT	1-B4
CARBURETOR (ASSY LINK)	1-C11
CARBURETOR (COMP PARTS)	1-C12
CLUTCH	1-B7
CLUTCH MASTER CYLINDER	1-E5
CONTROL LEVERS	1-E4
CRANKCASE COVER, L	1-B10
CRANKCASE COVER, R	1-B6
CRANKSHAFT	1-C2
CROSS SHAFT	1-C9
CYLINDER BLOCK	1-C1
CYLINDER HEAD (FRONT)	1-B1
CYLINDER HEAD (REAR)	1-B3
CYLINDER HEAD COVER	1-B1
FENDER, FR	1-E8
FENDER, RR	1-E8
FINAL DRIVEN GEAR	1-F2
FOOTPEGS	1-F12
FRAME BODY	1-G9
FUEL PUMP	1-F7
FUEL TANK	1-F3
GASKET KIT A	1-D1
GASKET KIT B	1-D1
GEARSHIFT DRUM	1-C7
GEARSHIFT PEDAL	1-F11
HANDLEBAR	1-E6
HEADLIGHT	1-E1
HORN	1-E7
IGNITION COIL	1-G7
INSTRUMENTS	1-E2
MAIN STAND	1-G1
MUFFLER	1-F9
OIL FILTER	1-B11
OIL PAN	1-B11
OIL PUMP	1-B11
PISTON	1-C2
PULSER	1-B8
RADIATOR	1-B8
RECTIFIER	1-F5
SEAT	1-F5
SHOCK ABSORBER	1-G3
SHOCK ABSORBER, FR	1-E8
SIDE COVER	1-F5
SIDE STAND	1-G1
SPARK UNIT	1-G3
STARTER MOTOR	1-B11
STARTING CLUTCH	1-B8
STEERING STEM	1-E7
SWINGARM	1-G1
SWITCHES	1-E3
TAILLIGHT	1-G6
TENSIONER	1-B5
THERMOSTAT	1-C8
TOOLS	1-G10
TOP BRIDGE	1-E6
TRANSMISSION	1-C6
TURN SIGNAL	1-G4
VALVE	1-B4
WATER PIPE	1-C8
WATER PUMP	1-B10
WHEEL, FR	1-E12
WHEEL, RR	1-F1
WIRE HARNESS	1-G7

GRID NO.

119

1-G 9

TOOLS



REF NO	DESCRIPTION	VF750C		SERIAL NUMBER FROM TO	QTY REQ	PART NUMBER	HONDA CODE
		82	83				
1	TOOL SET	2	3	-----	1	89010-MB1-000	1252535
2	BAG TOOL	2	3	-----	1	89101-300-010	0192369
	BAG TOOL	2	3	-----	1	99008-02000	0268185
3	GAUGE FEELER, 0.7	2	3	-----	1	89103-371-000	0443663
4	WRENCH, PLUG	2	3	-----	1	89216-MB0-000	1260751
5	WRENCH, HEX, 6MM	2	3	-----	1	89221-MB0-000	1250778
6	WRENCH, HEX, 5MM	2	3	-----	1	89221-429-000	0786046
7	WRENCH, HEX, 8MM	2	3	-----	1	89222-371-000	0408724
8	WRENCH, EYE, 10X12	2	3	-----	1	89227-461-000	0918813
9	OPEN END WRENCH, PIN	2	3	-----	1	89230-MB1-000	1250786
10	OPEN END WRENCH, 8	2	3	-----	1	99001-08000	0342766
11	OPEN END WRENCH, 10X12	2	3	-----	1	99001-10120	0187559
12	OPEN END WRENCH, 14X17	2	3	-----	1	99001-14170	0187567
13	PLIERS, 135MM	2	3	-----	1	99002-13500	0069252
14	DRIVER, 2, PHILLIPS SCREW	2	3	-----	1	99003-10000	0052423
15	DRIVER, 2, STRAIGHT SLOT SCREW	2	3	-----	1	99003-30000	0052449
16	GRIP DRIVER	2	3	-----	1	99003-50000	0052464
17	HANDLE, EYE WRENCH, 12MM	2	3	-----	1	99006-12000	0270496
18	WRENCH, EYE, 22MM	2	3	-----	1	99006-22000	0268227

120

1-G 10

VF750C '82 FRAME NO.: CM000033 TO CM027062
VF750C '83 FRAME NO.: DM100011 TO DM:22819

INTENTIONALLY LEFT BLANK

CONTENTS

TITLE	GRID
AIR CLEANER	1-F8
ALTERNATOR	1-B9
BATTERY	1-F7
BRAKE CALIPER, FR	1-E10
BRAKE MASTER CYLINDER, FR	1-E4
BRAKE PANEL, RR	1-F1
BRAKE PEDAL	1-F11
CABLES	1-E3
CAM CHAIN	1-B5
CAMSHAFT	1-B4
CARBURETOR (ASSY LINK)	1-C11
CARBURETOR (COMP PARTS)	1-C12
CLUTCH	1-B7
CLUTCH MASTER CYLINDER	1-E5
CONTROL LEVERS	1-E4
CRANKCASE COVER, L	1-B10
CRANKCASE COVER, R	1-B6
CRANKSHAFT	1-C2
CROSS SHAFT	1-C9
CYLINDER BLOCK	1-C1
CYLINDER HEAD (FRONT)	1-B1
CYLINDER HEAD (REAR)	1-B3
CYLINDER HEAD COVER	1-B1
FENDER, FR	1-E8
FENDER, RR	1-G3
FINAL DRIVEN GEAR	1-F2
FOOTPEGS	1-F12
FRAME BODY	1-G9
FUEL PUMP	1-F7
FUEL TANK	1-F3
GASKET KIT A	1-D1
GASKET KIT B	1-D1
GEARSHIFT DRUM	1-C7
GEARSHIFT PEDAL	1-F11
HANDLEBAR	1-E6
HEADLIGHT	1-E1
HORN	1-E7
IGNITION COIL	1-G7
INSTRUMENTS	1-E2
MAIN STAND	1-G1
MUFFLER	1-F9
OIL FILTER	1-B11
OIL PAN	1-B11
OIL PUMP	1-B11
PISTON	1-C2
PULSER	1-B8
RADIATOR	1-G8
RECTIFIER	1-F5
SEAT	1-F5
SHOCK ABSORBER	1-G3
SHOCK ABSORBER, FR	1-E8
SIDE COVER	1-F5
SIDE STAND	1-G1
SPARK UNIT	1-G3
STARTER MOTOR	1-B11
STARTING CLUTCH	1-B8
STEERING STEM	1-E7
SWINGARM	1-G1
SWITCHES	1-E3
TAILLIGHT	1-G6
TENSIONER	1-B5
THERMOSTAT	1-C8
TOOLS	1-G10
TOP BRIDGE	1-E6
TRANSMISSION	1-C6
TURN SIGNAL	1-G4
VALVE	1-B4
WATER PIPE	1-C8
WATER PUMP	1-B10
WHEEL, FR	1-F12
WHEEL, RR	1-F1
WIRE HARNESS	1-G7

121

GRID NO.

1-G 10

PART NUMBER INDEX

PART NUMBER	GRID	PAGE	PART NUMBER	GRID	PAGE	PART NUMBER	GRID	PAGE
(0)			12211-MBO-771	1-B3	6	13101-MBO-010	1-C3	31
			12211-MBO-772	1-B1	3	13102-MBO-000	1-C3	31
061A1-MBO-000	1-D1	50		1-B3	6	13102-MBO-010	1-C3	31
061A1-MBO-770	1-D1	50	12211-MBO-773	1-B1	3	13103-MBO-000	1-C3	31
061B1-MBO-000	1-D1	51		1-B3	6	13103-MBO-010	1-C3	31
061B1-MBO-770	1-D1	51	12212-MBO-000	1-B1	3	13104-MBO-000	1-C3	31
061B1-MBO-771	1-D1	51		1-B3	6	13104-MBO-010	1-C3	31
061B1-MBO-772	1-D1	51	12212-MBO-010	1-B1	3	13105-MBO-000	1-C3	31
				1-B3	6	13105-MBO-010	1-C3	31
(1)			12212-MBO-770	1-B1	3	13111-GK8-000	1-B8	16
				1-B3	6	13111-MBO-000	1-C3	31
			12212-MBO-771	1-B1	3	13111-122-000	1-B8	16
11000-MBO-000	1-C1	26		1-B3	6	13201-MBO-000	1-C3	31
11000-MBO-770	1-C1	26	12212-MBO-773	1-B1	3	13201-MBO-010	1-C3	31
11105-MBO-000	1-C1	26		1-B3	6	13202-MBO-000	1-C3	31
11140-MBO-000	1-C1	26	12220-MBO-000	1-B3	6	13202-MBO-010	1-C3	31
11207-MBO-000	1-C1	26	12220-MBO-405	1-B3	6	13203-MBO-000	1-C3	31
11210-MBO-000	1-B11	23	12220-MBO-770	1-B3	6	13203-MBO-010	1-C3	31
11210-MBO-010	1-B11	23	12230-MBO-000	1-B1	3	13204-MBO-000	1-C3	31
11210-MK3-000	1-B11	23		1-B3	6	13204-MBO-010	1-C3	31
11315-MBO-000	1-B11	23	12230-MBO-010	1-B1	3	13204-689-004	1-C4	33
	1-D1	51		1-B3	6	13205-MBO-000	1-C3	31
11315-MBO-010	1-B11	23	12240-MBO-000	1-B2	4	13205-MBO-010	1-C3	31
	1-D1	51	12240-MBO-770	1-B2	4	13205-834-010	1-C3	31
11330-MBO-000	1-B6	12	12240-MBO-870	1-B2	4	13206-MBO-000	1-C3	31
11330-MBO-700	1-B6	12	12240-MBO-871	1-B2	4	13206-MBO-010	1-C4	33
11330-MBO-770	1-B6	12	12251-MBO-003	1-B2	4	13207-MBO-000	1-C3	31
11341-MBO-000	1-B10	20		1-B3	6	13207-MBO-010	1-C3	31
11341-MBO-770	1-B10	20		1-D1	50	13208-MBO-000	1-C3	31
11342-MBO-000	1-C9	43	12311-MBO-000	1-B1	2	13208-MBO-010	1-C4	33
11343-MBO-000	1-B10	20	12321-MBO-000	1-B1	2	13209-MBO-000	1-C3	31
11344-MBO-000	1-B10	20	12341-MBO-000	1-B1	2	13209-MBO-010	1-C3	31
11345-MBO-000	1-C9	43	12361-035-000	1-F2	80	13210-MBO-000	1-C3	31
11394-MBO-000	1-B6	12	12361-300-000	1-F2	80		1-C4	33
	1-D1	51	12361-371-980	1-F2	80	13210-MBO-010	1-C4	33
11631-MBO-000	1-B9	18	12391-MBO-000	1-B1	2	13213-422-004	1-C4	33
11631-MBO-505	1-B9	18		1-D1	50	13224-MBO-003	1-C4	33
11636-MBO-000	1-B9	18	12391-MBO-010	1-B1	2	13224-MBO-305	1-C4	33
	1-D1	51		1-D1	50	13224-MBO-891	1-C4	33
11641-MBO-000	1-B9	18	13011-MBO-003	1-C2	29	13224-MBO-892	1-C4	33
11641-MBO-770	1-B9	18	13011-MBO-004	1-C2	29	13225-MBO-003	1-C4	33
11642-MBO-000	1-B9	18	13011-MBO-014	1-C2	29	13225-MBO-891	1-C4	33
	1-D1	51	13011-MBO-771	1-C2	29	13225-MBO-892	1-C4	33
12204-MBO-305	1-B1	3	13021-MBO-003	1-C2	29	13226-MBO-003	1-C4	33
	1-B3	6	13021-MBO-004	1-C2	29	13226-MBO-891	1-C4	33
12204-MBO-405	1-B1	3	13021-MBO-014	1-C2	29	13226-MBO-892	1-C4	33
	1-B3	6	13021-MBO-771	1-C2	29	13227-MBO-003	1-C4	33
12209-422-005	1-B4	8	13031-MBO-003	1-C2	29	13227-MBO-891	1-C4	33
	1-D1	50	13031-MBO-004	1-C2	29	13227-MBO-892	1-C4	33
12210-MBO-000	1-B1	3	13031-MBO-014	1-C2	29	13228-MBO-003	1-C4	33
12210-MBO-305	1-B1	3	13041-MBO-003	1-C2	29	13228-MBO-891	1-C4	33
12210-MBO-405	1-B1	3	13041-MBO-004	1-C2	29	13228-MBO-892	1-C4	33
12210-MBO-770	1-B1	3	13041-MBO-014	1-C2	29	13300-MBO-000	1-C4	33
12211-MBO-000	1-B1	3	13041-MBO-014	1-C2	29	13300-MBO-010	1-C5	35
	1-B3	6	13041-MBO-771	1-C3	31	13300-MBO-020	1-C5	35
12211-MBO-010	1-B1	3	13051-MBO-003	1-C2	29	13300-MBO-030	1-C5	35
	1-B3	6	13051-MBO-004	1-C2	29	13300-MBO-040	1-C5	35
12211-MBO-770	1-B1	3	13051-MBO-014	1-C2	29	13300-MB2-000	1-C5	35
	1-B3	6	13051-MBO-771	1-C3	31	13314-MBO-003	1-C5	35
12211-MBO-771	1-B1	3	13101-MBO-000	1-C3	31	13314-MBO-013	1-C5	35

PART NUMBER INDEX

PART NUMBER	GRID	PAGE	PART NUMBER	GRID	PAGE	PART NUMBER	GRID	PAGE
13315-MBO-003	1-C5	35	14721-MBO-000	1-B4	9	16053-MBO-671	1-C12	48
13315-MBO-013	1-C5	35	14751-422-004	1-B4	9	16080-MBO-671	1-C11	46
13316-MBO-003	1-C5	35	14751-422-005	1-B4	9	16094-MBO-671	1-C11	46
13316-MBO-013	1-C5	35	14761-422-004	1-B4	9	16100-MB1-671	1-C11	46
13317-MBO-003	1-C5	35	14761-422-005	1-B4	9	16100-MB1-672	1-C11	46
13317-MBO-013	1-C5	35	14771-329-000	1-B4	9	16100-MB1-771	1-C11	47
13318-MBO-003	1-C5	35	14775-422-000	1-B4	9	16101-MB1-671	1-C11	47
14111-MBO-000	1-B4	8	14776-MBO-770	1-B4	9	16101-MB1-771	1-C11	47
14111-MBO-770	1-B4	8	14776-422-000	1-B4	9	16102-MB1-671	1-C11	47
14111-MBO-771	1-B4	8	14781-107-003	1-B4	9	16102-MB1-771	1-C11	47
14111-MBO-774	1-B4	8	15100-MBO-000	1-B11	23	16103-MB1-671	1-C11	47
14111-MBO-775	1-B4	8	15100-MBO-010	1-B11	23	16103-MB1-771	1-C11	47
14119-MBO-315	1-B4	8	15131-MBO-000	1-B7	14	16104-MB1-671	1-C11	47
14121-MBO-000	1-B4	8	15134-MBO-000	1-B11	23	16104-MB1-771	1-C11	47
14121-MBO-770	1-B4	8	15134-MBO-010	1-B11	23	16107-MBO-671	1-C12	48
14121-MBO-771	1-B4	8	15136-MBO-003	1-B11	23	16108-ME5-671	1-C12	48
14121-MBO-774	1-B4	8	15151-MBO-000	1-B11	23	16111-MB1-671	1-C12	48
14121-MBO-775	1-B4	8	15153-MBO-000	1-B11	23	16111-MB1-771	1-C12	49
14129-MBO-315	1-B4	8	15154-425-000	1-B11	23	16131-MB1-671	1-C12	49
14131-MBO-000	1-B4	8	15220-MBO-000	1-B11	23	16131-MB1-771	1-C12	49
14131-MBO-770	1-B4	8	15220-MBO-010	1-B11	23	16141-MBO-671	1-C11	47
14131-MBO-771	1-B4	8	15410-MBO-003	1-B11	23	16141-MBO-672	1-C11	47
14131-MBO-774	1-B4	8	15410-MB3-003	1-B11	23	16151-MB1-771	1-C12	49
14131-MBO-775	1-B4	8	15410-MJ0-003	1-B11	23	16165-MBO-671	1-C12	49
14139-MBO-315	1-B4	8	15410-MJ0-004	1-B12	24	16165-MB1-771	1-C12	49
14141-MBO-000	1-B4	8	15511-MBO-000	1-B12	24	16167-MBO-671	1-C12	49
14141-MBO-770	1-B4	9	15611-MBO-000	1-B6	12	16178-MBO-671	1-C11	47
14141-MBO-771	1-B4	9	15650-MBO-770	1-B6	12	16188-MBO-871	1-C11	47
14141-MBO-774	1-B4	9	16010-MBO-671	1-C12	48	16188-MB1-671	1-C11	47
14141-MBO-775	1-B4	9	16010-MBO-871	1-C12	48	16188-MB1-672	1-C11	47
14149-MBO-315	1-B4	9	16011-MBO-671	1-C12	48	16211-MBO-000	1-B2	4
14321-MBO-000	1-B5	10	16011-MB6-671	1-C12	48		1-B3	7
14401-MBO-003	1-B5	10	16013-MBO-671	1-C12	48	16212-MBO-770	1-B2	4
14510-MBO-000	1-B5	10	16015-MBO-671	1-C12	48		1-B3	7
14510-MBO-870	1-B5	10	16016-MBO-671	1-C12	48	16219-MBO-000	1-B2	4
14510-MBO-871	1-B5	10	16016-MB1-771	1-C12	48		1-B3	7
14510-MBO-872	1-B5	10	16016-ME9-004	1-C12	48	16219-MBO-770	1-B2	4
14510-MBO-873	1-B5	10	16016-ME9-671	1-C12	48		1-B3	7
14510-MBO-874	1-B5	10	16017-MBO-671	1-C11	46	16700-MB1-005	1-F7	90
14510-MK3-000	1-B5	10	16017-MBO-672	1-C11	46	16700-MB1-015	1-F7	90
14510-MNO-000	1-B5	10	16018-MBO-671	1-C11	46	16700-MB1-025	1-F7	90
14514-MBO-000	1-B5	10	16018-MK3-771	1-C11	46	16711-605-300	1-F7	90
14515-MBO-000	1-B5	11	16019-MBO-671	1-C11	46	16712-MB1-000	1-F7	90
14515-MBO-010	1-B5	11	16022-MB1-771	1-C11	46	16715-MB1-000	1-F7	90
14520-MBO-000	1-B5	11	16025-MBO-671	1-C11	46	16715-MB1-700	1-F7	90
14521-MBO-000	1-B5	11	16026-MBO-671	1-C11	46	16900-371-004	1-F7	90
14522-MBO-003	1-B5	11	16028-KR3-671	1-C11	46	16950-MB1-005	1-F7	90
14525-MBO-000	1-B5	11	16028-MBO-671	1-C11	46	16955-MB1-000	1-F7	90
14525-MBO-010	1-B5	11	16029-MBO-671	1-C12	48	16955-MB1-701	1-F7	90
14526-MBO-000	1-B5	11	16031-MBO-671	1-C11	46	16956-MBO-000	1-F7	90
14530-MBO-000	1-B5	11	16032-MBO-671	1-C11	46	16957-MBO-000	1-F7	90
14533-MBO-000	1-B5	11	16035-MBO-671	1-C11	46	16958-MB1-000	1-F7	90
14540-MBO-000	1-B5	11	16037-MBO-671	1-C12	48	16959-MB1-000	1-F7	90
14541-MBO-000	1-B5	11	16042-MB1-771	1-C11	46	16959-MB1-700	1-F7	90

PART NUMBER INDEX

PART NUMBER	GRID	PAGE	PART NUMBER	GRID	PAGE	PART NUMBER	GRID	PAGE
17212-KJ9-000	1-F8	92	17611-MB1-000	1-F4	84	19110-MB1-770	1-G8	116
17215-MB1-300	1-F8	92	17612-MB1-000	1-F4	84	19111-MB1-670	1-G8	116
17219-HB3-000	1-F8	92	17620-MB1-003	1-F4	84	19111-MB1-770	1-G8	116
17220-MB1-000	1-F8	92	17620-MB1-013	1-F4	84	19113-MB0-000	1-G8	117
17220-MB1-700	1-F8	92	17620-MB1-023	1-F4	84	19114-MB0-000	1-G8	117
17221-MB1-000	1-F8	92	17620-MB1-033	1-F4	84	19115-MB0-000	1-G8	117
17222-MN4-405	1-F8	92	17910-MB1-000	1-E3	58	19118-MB1-000	1-G8	117
17230-MB1-000	1-F8	92	17920-MB1-000	1-E3	58	19119-MB1-000	1-G8	117
17230-MB1-700	1-F8	92	17950-MB1-000	1-E3	58	19125-MB0-000	1-G9	118
17231-MB1-000	1-F8	92	17950-MB1-700	1-E3	58	19200-MB0-000	1-B10	20
17231-MB2-000	1-F8	92	17950-MB1-701	1-E3	58	19200-MB0-770	1-B10	20
17232-MB1-000	1-F8	92	17962-MB0-000	1-E3	58	19220-MB0-000	1-B10	20
17245-MB1-000	1-F8	92	17962-MB0-010	1-E3	58	19220-MB0-770	1-B10	20
17245-MB1-700	1-F8	92	17962-ME8-000	1-E3	58	19226-MB0-000	1-B10	20
17245-107-010	1-F3	83	17963-MB0-000	1-E5	62	19300-MB0-003	1-C8	40
17247-MB1-000	1-F8	93	17963-MB0-010	1-E5	62	19311-MB1-000	1-C8	40
17251-MB1-000	1-F8	93	17963-ME8-000	1-E5	62	19315-MB0-770	1-C8	40
17251-MB1-700	1-F8	93	17965-MB0-300	1-E5	62	19315-MB1-000	1-C8	40
17251-MB1-701	1-F8	93	18231-MB0-000	1-F9	95	19502-MB0-000	1-C8	40
17252-MB1-700	1-F8	93	18291-216-000	1-D1	50	19504-MB0-000	1-C8	40
17254-MB1-670	1-F8	93				19506-KA4-000	1-C8	40
17255-MB1-000	1-F8	93	18300-MB1-003	1-F9	95	19507-MB0-000	1-C8	40
17256-MB1-000	1-F8	93	18300-MB1-771	1-F9	95	19508-MB0-000	1-C8	40
17258-MB1-010	1-F9	94	18300-MB1-920	1-F9	95	19509-MB0-000	1-C8	40
17259-MB1-000	1-F8	93	18316-MB0-003	1-F9	95	19511-MB1-000	1-C8	40
17260-MB1-000	1-F8	93	18330-MB1-671	1-F9	95	19512-MB0-000	1-C8	40
17349-MB1-000	1-F8	93	18330-MB1-672	1-F9	95	19513-MB0-770	1-C8	41
17359-MA2-000	1-F8	93	18330-MB1-730	1-F9	95	19514-MB0-770	1-C8	40
17370-419-700	1-F8	93	18370-MB0-003	1-F9	95	19520-MB0-000	1-C8	40
175A1-MB1-000ZA	1-F3	83	18373-MB0-003	1-F9	95	19524-MB0-000	1-C8	40
175A1-MB1-000ZB	1-F3	83	18374-MB0-003	1-F9	95	19526-MB1-000	1-C8	40
175A1-MB1-000ZC	1-F3	83	18376-MB0-003	1-F9	95	19530-MB0-000	1-C8	40
175A1-MB1-000ZD	1-F3	83	18377-MB0-003	1-F9	95	19534-MB0-000	1-C8	40
175A1-MB1-010ZA	1-F3	83	18391-313-000	1-F9	95	19536-MB0-000	1-C8	40
175A1-MB1-010ZD	1-F3	83	18391-317-000	1-F9	95			
175A1-MB1-020ZA	1-F3	83	18391-317-010	1-F9	95			
175A1-MB1-020ZB	1-F3	83	18420-MB0-003	1-F10	96			
175A1-MB1-020ZC	1-F3	83	18421-MB0-000	1-F10	96			
175A1-MB1-020ZD	1-F4	84	18422-MB0-000	1-F10	96	21100-MB0-000	1-C9	43
17505-MB1-000	1-F4	84	18430-MB1-671	1-F10	96	21100-MB0-770	1-C9	43
17506-MB1-000	1-F4	84	18430-MB1-672	1-F10	96	21100-MB0-870	1-C9	43
17511-MB1-000	1-F4	84	18430-MB1-730	1-F10	96	21200-MB0-000	1-C9	43
17512-MB1-700	1-F7	90	18534-634-670	1-F8	93	21291-MB0-770	1-C9	43
17513-MB1-000	1-F7	90	19010-MB0-003	1-G8	116			
17519-MB1-000	1-F4	84	19015-MB1-003	1-G8	116	21293-MB0-000	1-D1	51
17531-MB1-000	1-F4	84	19020-MB0-003	1-G8	116			
17532-MB1-000	1-F4	84	19030-MB0-003	1-G8	116	21294-MB0-000	1-C9	43
17532-404-000	1-G8	116	19032-MB1-000	1-G8	116			
17540-MB1-000	1-F4	84	19045-MB0-003	1-G8	116	21295-MB0-000	1-D1	51
17545-MB1-000	1-F4	84	19045-MB0-013	1-G8	116			
17548-MB1-000	1-F4	84	19051-KA4-000	1-G8	116	21296-MB0-000	1-C9	43
17550-MB1-000	1-F4	84	19052-MB0-000	1-C8	116			
17551-MB1-000	1-F8	93	19101-MB1-000	1-G8	116	21297-MB0-000	1-D1	51
17552-MB1-000	1-F4	84	19103-463-000	1-G8	116			
17553-MB1-000	1-F8	93	19104-MB0-000	1-G8	116	21298-MB0-000	1-C9	43
17554-MB0-000	1-C1	26	19105-MB1-000	1-F5	87			
	1-F8	93	19107-MB1-000	1-G8	116	21301-MB0-000	1-D1	51
17555-MB1-000	1-F8	93	19108-MB0-000	1-G8	116			
17559-MB1-000	1-G9	118	19108-MB1-000	1-G8	116	21301-MB0-000	1-C9	43
17559-MB1-010	1-G9	118	19110-MB1-670	1-G8	116	21311-MB0-000	1-C9	43
						21312-MB0-000	1-C9	43
						21313-MB0-000	1-C9	43

PART NUMBER INDEX

PART NUMBER	GRID	PAGE	PART NUMBER	GRID	PAGE	PART NUMBER	GRID	PAGE
21314-MB0-000	1-C9	43	23211-MB0-770	1-C6	36	28120-MB0-770	1-B8	16
21315-MB0-000	1-C9	43	23212-MB0-000	1-C6	36	28125-516-030	1-B8	16
21316-MB0-000	1-C9	43	23212-MB0-010	1-C6	36	28126-415-000	1-B8	16
21321-MB0-770	1-C10	44	23421-MB0-000	1-C6	36			
21322-MB0-770	1-C10	44	23422-MB0-000	1-C6	36			
21323-MB0-770	1-C10	44	23422-MB0-010	1-C6	36	(3)		
21324-MB0-770	1-C10	44	23431-MB0-000	1-C6	36			
21325-MB0-770	1-C10	44	23431-MB0-010	1-C6	36	30300-MB0-154	1-B8	16
21341-MB0-000	1-C10	44	23441-MB0-000	1-C6	36	30300-MB0-174	1-B8	16
21342-MB0-000	1-C10	44	23442-MB0-000	1-C6	36	30301-MB0-000	1-B6	12
21343-MB0-000	1-C10	44	23461-MB0-000	1-C6	36	30301-MB4-010	1-B8	16
21344-MB0-000	1-C10	44	23462-MB0-000	1-C6	36	30310-MB0-154	1-B8	16
21345-MB0-000	1-C10	44	23471-MB0-000	1-C6	36	30320-MB0-154	1-B8	16
21346-MB0-000	1-C10	44	23481-MB0-000	1-C6	36	30400-MB0-004	1-G3	107
21371-MB0-000	1-C10	44	23491-MB0-000	1-C6	37	30400-MB0-005	1-G3	107
21381-MB0-770	1-C10	44	23495-MB0-000	1-C6	37	30400-MB1-701	1-G3	107
21382-MB0-770	1-C10	44	23501-MB0-000	1-C6	37	30410-MB1-701	1-G3	107
21383-MB0-770	1-C10	44	23501-MB0-010	1-C6	37	30410-MB1-702	1-G3	107
21384-MB0-770	1-C10	44	23511-MB0-000	1-C6	37	30410-MB1-703	1-G3	107
21385-MB0-770	1-C10	44	23512-MB0-000	1-C6	37	30501-428-003	1-G7	114
22100-MB0-003	1-B7	14	23521-MB0-000	1-C6	37	30502-428-003	1-G7	114
22100-MB0-770	1-B7	14	23521-MB0-010	1-C6	37	30503-428-003	1-G7	114
22100-MB0-771	1-B7	14	24211-MB0-010	1-C7	38	30506-MA6-003	1-G7	114
22100-MB0-772	1-B7	14	24211-MB0-770	1-C7	38	30506-MB1-000	1-G7	114
22100-MK3-730	1-B7	14	24212-MB0-010	1-C7	38	30507-MB1-000	1-G7	114
22116-MB0-000	1-B7	14	24212-MB0-770	1-C7	38	30507-MB1-700	1-G7	114
22120-MB0-003	1-B7	14	24213-MB0-010	1-C7	38	30510-KA6-003	1-G7	114
22120-MB1-770	1-B7	14	24213-MB0-770	1-C7	38	30510-MA6-013	1-G7	114
22201-MB0-003	1-B7	14	24261-MB0-010	1-C7	38	30731-MB1-153	1-G7	114
22321-283-000	1-B7	14	24300-MB0-000	1-C7	38	30732-MB1-153	1-G7	114
22350-MB0-003	1-B7	14	24302-MB0-000	1-C7	38	30733-MB1-153	1-G7	114
22366-MB0-000	1-B7	14	24305-MB0-003	1-C7	38	30734-MB1-153	1-G7	114
22401-MB0-000	1-B7	14	24320-MB0-000	1-C7	38	31100-MB1-004	1-B9	18
22850-MB0-000	1-B7	14	24321-MB0-000	1-C7	38	31100-MB1-014	1-B9	18
22860-MB0-003	1-B10	20	24420-MB0-000	1-C7	38	31110-MB1-004	1-B9	18
22860-MB0-770	1-B10	20	24430-MB0-000	1-C7	38	31120-MB1-004	1-B9	18
22862-MB0-000	1-B10	20	24432-413-000	1-C7	38	31120-MB1-024	1-B9	18
	1-D2	52	24434-MB0-000	1-C7	38	31130-MB0-000	1-B9	18
22862-MB0-770	1-B10	20	24435-MB0-000	1-C7	38	31200-MB0-008	1-B11	22
	1-D2	52	24436-MB1-000	1-C7	38	31201-KG7-000	1-B11	22
22863-MB0-003	1-B10	20	24610-MB0-000	1-C7	38	31201-MA6-000	1-B11	22
22864-MB0-003	1-B10	20	24641-MB0-000	1-C7	39	31204-MA6-000	1-B11	22
22865-MB0-003	1-B10	20	24641-MB0-010	1-C7	39	31205-MB0-000	1-B11	22
22880-MB1-671	1-E5	62	24651-MB1-000	1-C7	39	31206-KG7-000	1-B11	22
22880-MB1-674	1-E5	62	24652-259-000	1-C7	39	31206-MA6-000	1-B11	22
22884-MB0-006	1-E5	62	24700-MB1-000	1-F11	98	31207-179-711	1-B11	22
22885-MB0-006	1-E5	62	24700-MB1-700	1-F11	98	31211-MB0-000	1-B10	20
22886-MB0-305	1-E5	62	24705-MB0-000	1-F11	98	31500-MB1-671	1-F7	91
22890-MB1-003	1-E5	62	24705-MT6-000	1-F11	98	31500-MB1-672	1-F7	91
22890-MB1-013	1-E5	62	24720-MB1-000	1-F11	98	31600-MB1-008	1-F5	87
22891-MB1-003	1-E5	62	24720-MB1-700	1-F11	98	31700-124-003	1-G7	114
22891-MB1-013	1-E5	62	24721-MB1-000	1-F11	98	31700-124-008	1-G7	114
22891-MB1-701	1-E5	62	24724-422-000	1-F11	98	32100-MB1-000	1-G7	114
22895-MB1-000	1-E5	62	24725-MB1-000	1-F11	98	32100-MB1-700	1-G7	114
23103-MB0-000	1-B7	14	24781-371-000	1-F11	98	32100-MB1-701	1-G7	114
23103-MB0-770	1-B7	14	28101-MB0-000	1-B8	16	32106-MB0-000	1-E7	66
23103-MB0-771	1-B7	14	28110-MB0-000	1-B8	16	32106-MB1-700	1-E7	66
23200-MB0-000	1-C10	44	28110-MB0-010	1-B8	16	32161-MA0-000	1-G7	114
23200-MB0-870	1-C10	44	28115-MB0-000	1-B8	16	32161-404-000	1-E3	58
23211-MB0-000	1-C6	36	28120-MB0-000	1-B8	16	32161-404-610	1-G7	114

PART NUMBER INDEX

PART NUMBER	GRID	PAGE	PART NUMBER	GRID	PAGE	PART NUMBER	GRID	PAGE
32170-443-850	1-F8	93	33709-MB1-003	1-G6	112	36101-MB1-000	1-F7	91
32401-MB1-000	1-F5	87	33718-MB1-003	1-G6	112	36130-MC7-003	1-F5	87
32402-MB0-000	1-F5	87	33720-MB1-671	1-G6	112	37101-MB1-008	1-E2	56
32411-MB0-000	1-F5	87	33721-MB1-671	1-G6	112	37102-MB1-008	1-E2	56
32411-230-000	1-F5	87	33722-MB1-003	1-G6	112	37102-567-009	1-E2	56
32411-253-000	1-F5	87	33722-MB1-013	1-G6	112	37105-MB1-671	1-E2	56
32411-426-830	1-F5	87	33725-MB1-003	1-G6	112	37120-MB1-008	1-E2	56
32412-MB1-000	1-F5	87	33727-MB1-003	1-G6	112	37200-MB1-672	1-E2	56
32601-MB1-000	1-F7	91	33729-MB1-003	1-G6	112	37200-MB1-771	1-E2	56
32906-061-000	1-C1	26	33740-MB0-003	1-G8	117	37202-MB1-008	1-E2	56
33100-MB1-671	1-E1	54	33741-MB0-000	1-G8	117	37203-MB1-000	1-E2	56
33100-ME9-671	1-E1	54	33741-MB0-003	1-G8	117	37204-MB1-008	1-E2	56
33100-MF5-751	1-E1	54	33742-MB1-671	1-G3	107	37220-MB4-671	1-E2	56
33101-MB1-003	1-E1	54	33743-MB1-671	1-G3	107	37237-SA5-003	1-E2	56
33103-346-670	1-E1	54	34616-568-671	1-G6	112	37237-SA5-004	1-E2	56
33107-MB1-671	1-E1	54	34902-500-003	1-G6	112	37250-MB1-018	1-E2	56
33117-415-003	1-E1	54	34905-288-671	1-G5	111	37250-MB1-028	1-E2	56
33119-371-003	1-E1	54	34905-425-671	1-G5	111	37252-MB1-008	1-E2	56
33120-MB1-671	1-E1	54	34906-425-771	1-G6	112	37254-MB1-008	1-E2	56
33120-ME9-670	1-E1	54	34908-GA7-701	1-E2	56	37450-MB1-008	1-E2	57
33120-MF5-751	1-E1	54	34908-MB0-003	1-E2	56	37600-MB1-008	1-E2	57
33128-292-670	1-E1	54	34908-272-000	1-G6	112	37610-MB1-008	1-E2	57
33400-MB1-670	1-G4	109	34909-505-003	1-G6	112	37618-MB1-008	1-E2	57
33400-MB1-671	1-G4	109	34909-505-610	1-G6	112	37640-MB1-701	1-F7	91
	1-G5	110	35010-MB1-000	1-E6	65	37750-PC1-004	1-C8	41
33400-MB1-679	1-G4	109	35010-MB1-010	1-E6	65	37760-MC7-003	1-G8	117
	1-G5	110	35010-MB1-020	1-E6	65	37810-MB1-008	1-F4	84
33400-ME5-670	1-G4	109	35010-MB1-700	1-E6	65	37811-MB1-008	1-F4	85
	1-G5	110	35010-MB1-701	1-E6	65	38102-MB1-003	1-E7	66
33400-ME5-671	1-G4	109	35010-MB1-702	1-E6	65	38110-MB0-004	1-E7	66
	1-G5	110	35100-MB0-007	1-E6	65	38110-MB0-601	1-E7	66
33401-MB1-003	1-G4	109	35101-MA6-007	1-E6	65	38110-MB1-700	1-E7	66
33402-MB1-003	1-G4	109	35121-KW3-771	1-E6	65	38110-MB1-740	1-E7	66
33403-MB1-671	1-G4	109	35121-MA6-811	1-E6	65	38120-MB0-004	1-E7	66
33405-MB1-671	1-G4	109	35122-KW3-771	1-E6	65	38120-MB0-601	1-E7	66
33407-MB1-003	1-G4	109	35122-MA6-811	1-E6	65	38120-MB1-004	1-E7	66
33408-MB1-003	1-G4	109	35130-MB1-305	1-E3	58	38120-MB1-700	1-E7	66
33450-MB1-671	1-G5	110	35130-MB1-671	1-E3	58	38120-MB1-740	1-E7	66
33450-ME5-670	1-G4	109	35130-MB1-672	1-E3	58	38120-MG1-004	1-E7	66
	1-G5	110	35200-MB1-671	1-E3	58	38200-MB1-005	1-G3	107
33450-ME5-671	1-G4	109	35200-MB1-672	1-E3	58	38215-MB1-000	1-G3	107
	1-G5	110	35200-MB1-770	1-E3	59	38301-MB0-004	1-F5	87
33455-MB1-671	1-G5	110	35200-MB1-771	1-E3	59	38306-292-000	1-F5	87
33490-MB1-003	1-G5	110	35330-MB0-003	1-E5	62			
33490-MB1-700	1-G5	110	35340-MA5-671	1-E4	60			
33600-MB1-670	1-G5	111	35350-MB0-000	1-F11	98	(4)		
33600-MB1-671	1-G5	110	35350-ME9-770	1-F11	98			
	1-G5	111	35357-MB1-000	1-F11	98	40200-MB1-003	1-G1	103
33600-MB1-679	1-G5	111	35500-MB9-004	1-C1	26	40200-MB1-013	1-G1	103
33600-ME4-670	1-G5	111	35500-MJ0-004	1-C1	26	40211-MB0-000	1-G1	103
33605-MB1-003	1-G5	111	35500-MJ4-004	1-C1	26	40212-MB0-000	1-G1	103
33650-MB1-671	1-G5	111	35500-MJ4-014	1-C1	26	40213-MB0-000	1-G1	103
33655-MB1-003	1-G5	111	35550-MB1-671	1-G3	107	40213-MB0-010	1-G1	103
33690-MB1-003	1-G5	111	35550-MB1-771	1-G3	107	40214-MB0-000	1-G1	103
33690-MB1-700	1-G5	111	35759-MB1-000	1-B9	18	40214-MB0-010	1-G1	103
33701-MB1-671	1-G6	112	35850-MB0-007	1-F5	87	40215-MB0-003	1-G1	103
33702-MB1-671	1-G6	112	35852-MB0-007	1-F5	87	40216-MB0-000	1-G1	103
33702-MB1-672	1-G6	112	35856-MB0-007	1-F5	87	40217-MB0-000	1-G1	103
33703-MB1-671	1-G6	112	36100-MB1-003	1-F7	91	40217-MB0-010	1-G1	103
33708-MB1-003	1-G6	112	36100-MB1-701	1-F7	91	40218-MB0-000	1-G1	103

PART NUMBER INDEX

PART NUMBER	GRID	PAGE	PART NUMBER	GRID	PAGE	PART NUMBER	GRID	PAGE
40219-MB0-000	1-G1	103	42704-MB0-000	1-F1	79	45109-166-006	1-E11	74
40221-MB0-000	1-G1	103	42705-MB0-000	1-E12	76	45110-ME1-671	1-E11	74
40250-MB1-010	1-G1	103		1-F1	79	45111-MA3-006	1-E11	74
40250-MB1-020	1-G1	103	42706-MB0-000	1-E12	76	45112-445-631	1-E11	74
40515-413-000	1-F12	100		1-F1	79	45113-ME1-670	1-E11	74
41300-MB1-000	1-F2	80	42710-MB1-671	1-F1	79	45114-MB7-610	1-E11	74
41301-MB1-000	1-F2	80	42710-MB1-672	1-F1	79	45124-MB1-003	1-E4	60
41301-MB1-010	1-F2	80	42710-MB1-700	1-F1	79	45124-MB1-013	1-E4	60
41303-463-300	1-F2	80	42710-MB1-772	1-F1	79	45125-MB1-003	1-E4	60
41306-MB0-000	1-F2	80	42753-425-603	1-E12	76	45125-MB1-013	1-E4	60
41306-MB0-010	1-F2	80		1-F1	79	45126-MB1-003	1-E4	60
41306-ME5-305	1-F2	80	42753-425-004	1-E12	76	45126-MB1-013	1-E4	60
41310-MB1-305	1-F2	80		1-F1	79	45127-MB1-000	1-E4	60
41311-MB1-305	1-F2	80	43100-MB0-010	1-F1	78	45128-MB1-000	1-E12	77
41312-MB4-770	1-F2	80	43102-319-000	1-F1	78	45128-ME2-003	1-E12	77
41321-MB0-000	1-F2	80	43106-222-300	1-F1	78	45131-MA3-006	1-E11	74
41321-MB0-010	1-F2	80	43120-415-000	1-F1	78	45133-MA3-006	1-E11	74
41324-MB0-000	1-F2	80	43134-300-000	1-F1	78	45133-166-006	1-E11	74
41324-MB0-010	1-F2	80	43141-MB0-000	1-F1	78	45133-166-018	1-E11	74
41331-MB0-000	1-F2	80	43145-415-000	1-F1	78	45133-329-000	1-F1	78
41332-415-000	1-F2	80	43352-568-003	1-B10	20	45200-MB1-007	1-E11	74
41333-415-000	1-F2	81		1-C8	41	45200-MB1-008	1-E11	74
41410-MB0-000	1-F2	81	43353-461-771	1-B10	21	45200-MB1-701	1-E11	75
41433-MB0-000	1-F2	81		1-C8	41	45200-MB1-702	1-E11	75
41433-MB0-010	1-F2	81		1-E10	73	45201-MA3-006	1-E11	75
41436-MB0-300	1-F2	81	43410-MB1-000	1-F1	78	45209-166-006	1-E11	75
41436-MB0-310	1-F2	81	43451-MB1-000	1-F11	98	45210-MA5-006	1-E11	75
41437-MB0-300	1-F2	81	44301-461-770	1-E12	76	45215-MA3-006	1-E11	75
41437-MB0-310	1-F2	81	44311-461-770	1-E12	76	45217-MA3-006	1-E11	75
41438-MB0-300	1-F2	81	44620-MB0-000	1-E12	76	45251-MB1-000	1-E12	77
41438-MB0-310	1-F2	81	44650-MB1-305	1-E12	76	45251-MB1-700	1-E12	77
41450-MB0-000	1-F2	81	44650-MB1-315	1-E12	76	45351-MB1-000	1-E12	77
41451-MB0-000	1-F2	81	44680-410-000	1-E12	76	45351-MB1-700	1-E12	77
41452-MB0-000	1-F2	81	44710-MB1-671	1-E12	76	45469-399-000	1-F8	93
41453-MB0-000	1-F2	81	44710-MB1-672	1-E12	76	45500-MB1-673	1-E4	60
41454-MB0-000	1-F2	81	44710-MB4-672	1-E12	76	45512-MA6-006	1-E4	60
41455-MB0-000	1-F2	81	44710-MG1-673	1-E12	76		1-E5	63
41456-MB0-000	1-F2	81	44710-MG8-873	1-E12	77	45517-MB0-006	1-E4	60
41460-371-000	1-C6	37	44800-MB0-013	1-E12	77	45518-MB4-671	1-E4	60
41510-MB0-003	1-F2	81	44806-MB0-003	1-E12	77		1-E5	63
41530-MB0-000	1-F2	81	44809-402-000	1-E12	77	45520-MA5-671	1-E4	60
41531-MB0-000	1-F2	81	44830-MB1-000	1-E2	57		1-E5	63
41532-MB0-000	1-F2	81	44831-KM1-000	1-E2	57	45520-MA5-672	1-E4	60
41533-MB0-000	1-F2	81	44831-MB1-300	1-E2	57		1-E5	63
41534-MB0-000	1-F2	81	44831-ME1-670	1-E2	57	45522-422-000	1-E4	60
41535-MB0-000	1-F2	81	44832-MB1-000	1-E10	73		1-E5	63
41536-MB0-000	1-F2	81	45100-MB1-007	1-E10	73	45530-MA5-671	1-E4	60
41537-MB0-000	1-F2	81	45100-MB1-008	1-E10	73	45540-MA6-621	1-E4	60
41538-MB0-000	1-F2	81	45100-MB1-701	1-E10	73		1-E5	63
42301-MB0-000	1-F1	78	45100-MB1-702	1-E10	73	46391-692-003	1-F4	95
42301-MB0-700	1-F1	78	45101-MA3-006	1-E10	73	46500-MB1-000	1-F11	98
42313-MB0-000	1-F1	78	45105-MB0-007	1-E10	73	46500-MB1-700	1-F11	98
42313-MB0-700	1-F1	78	45105-MB0-008	1-E10	73	46513-MB1-000	1-F11	98
42610-MB0-000	1-F1	79	45105-MB1-701	1-E10	73	46514-MB1-000	1-F11	99
42610-MB0-010	1-F1	79	45105-MB1-702	1-E10	73	46514-MB1-020	1-F11	99
42610-MB0-020	1-F1	79	45105-MJ1-672	1-E11	74			
42620-MB0-000	1-F1	79	45105-MJ1-673	1-E11	74	(5)		
42625-MB0-000	1-F2	81	45107-MA3-006	1-E11	74			
42650-MB1-305	1-F1	79	45108-MA3-006	1-E11	74	50100-MB1-000ZA	1-G9	118
42704-MB0-000	1-E12	76						

PART NUMBER INDEX

Table with columns: PART NUMBER, GRID, PAGE, PART NUMBER, GRID, PAGE, PART NUMBER, GRID, PAGE. Rows include various part numbers like 50100-MB1-010ZA, 50710-MB1-003, etc.

PART NUMBER INDEX

Table with columns: PART NUMBER, GRID, PAGE, PART NUMBER, GRID, PAGE, PART NUMBER, GRID, PAGE. Rows are grouped by (6), (7), (8), and (9), including part numbers like 837A0-MB1-700ZC, 90023-428-000, etc.

PART NUMBER INDEX

PART NUMBER	GRID	PAGE	PART NUMBER	GRID	PAGE	PART NUMBER	GRID	PAGE
90145-300-000	1-E5	63	90439-463-000	1-G3	106	90701-MB0-000	1-B12	24
90145-300-010	1-E4	61	90441-MB0-000	1-B2	5	90702-MB0-000	1-B8	17
	1-E5	63		1-B3	7	90703-MB0-000	1-C10	45
90145-961-000	1-E4	61	90441-028-010	1-G9	119	90704-MB0-000	1-B5	11
	1-E5	63	90441-706-000	1-C1	26	90741-413-000	1-C5	35
90151-MB1-000	1-E6	65	90442-MB0-000	1-C1	26	91008-300-008	1-C10	45
90152-MB0-000	1-E7	67		1-C10	45	91008-362-000	1-B7	15
	1-G9	119	90443-035-000	1-C1	26	91011-MB0-003	1-C10	45
90152-MB1-700	1-E9	71		1-C10	45	91011-MB0-004	1-C10	45
90153-MB0-000	1-E9	71	90452-323-000	1-B2	5	91012-MB0-003	1-C10	45
	1-F12	101		1-B3	7	91015-425-831	1-E7	67
90154-MB1-000	1-E6	65	90452-371-000	1-C6	37	91015-425-832	1-E7	67
90157-MB1-000	1-E1	54	90453-MB0-000	1-C6	37	91016-371-000	1-E7	67
	1-F12	101	90453-MB0-770	1-C6	37	91022-MB0-003	1-B8	17
90158-MB0-020	1-G2	104	90454-MB0-000	1-C6	37	91022-MB0-004	1-B8	17
90158-MB1-000	1-F10	96	90454-428-000	1-C6	37	91022-415-008	1-C6	37
90164-460-840	1-E11	75	90455-MB0-770	1-C6	37	91024-MB0-003	1-B7	15
90170-MB0-000	1-F2	81	90456-MB0-770	1-C6	37	91024-MB0-004	1-B7	15
90179-422-000	1-F11	99	90457-MB0-770	1-C6	37	91051-MB0-005	1-F2	81
90180-MA3-006	1-E11	75	90459-MB0-000	1-B7	15	91051-719-003	1-C7	39
90180-MA3-660	1-E11	75	90461-286-000	1-C6	37	91052-MB0-003	1-F3	82
90185-MC7-013	1-E11	75	90461-357-000	1-B2	5	91061-MB0-005	1-F3	82
90201-MB0-770	1-B7	14		1-C1	26	91062-MB0-003	1-F3	82
90201-700-000	1-F11	99	90462-323-000	1-C6	37	91062-MB0-005	1-F3	82
90203-MB0-000	1-B7	15	90468-MB0-770	1-C6	37	91062-MB0-013	1-F3	82
90206-590-000	1-B4	9	90468-ME5-000	1-C6	37	91066-MC7-004	1-G2	104
90208-425-870	1-G9	119	90469-MB0-770	1-C6	37	91101-MB0-003	1-C7	39
90241-MB0-000	1-C10	45	90469-ME5-000	1-C6	37	91101-516-000	1-B8	17
90242-MB0-000	1-C10	45	90471-580-000	1-F2	81	91204-MB0-000	1-C10	45
90301-428-900	1-E7	67	90481-259-000	1-B7	15	91204-MB0-003	1-C10	45
90302-MB1-000	1-F7	91	90485-286-000	1-B5	11	91204-MB0-013	1-C10	45
90302-425-830	1-E7	67	90486-MB0-000	1-B5	11	91204-425-003	1-C1	26
90303-MB1-000	1-E2	57	90487-MB0-000	1-B12	24	91205-MB0-000	1-C10	45
90304-425-000	1-E6	65		1-C7	39	91205-MB0-771	1-C10	45
90304-438-000	1-F10	96	90488-MB0-000	1-C7	39	91205-MG7-003	1-C10	45
90305-MC0-003	1-F2	81	90489-MB0-000	1-C7	39	91209-MB0-003	1-B10	21
90308-357-000	1-G2	104	90502-MB0-000	1-G9	119	91210-MB0-003	1-C1	27
90309-MB1-000	1-G3	106	90503-425-000	1-E6	65	91210-MB0-013	1-C1	27
90310-KA3-711	1-E2	57	90506-425-830	1-E7	67	91252-MC7-003	1-E12	77
90312-MB0-000	1-G2	104	90506-634-000	1-F7	91	91254-461-003	1-E9	71
90313-MB0-000	1-G2	104	90510-107-720	1-B8	16	91254-461-004	1-E9	71
90313-567-000	1-E7	67	90512-300-000	1-F7	91	91255-727-004	1-C1	27
	1-G4	108		1-G4	108	91258-410-003	1-E12	77
90355-469-000	1-G2	104	90521-292-000	1-G3	106	91258-410-006	1-E12	77
90380-MB1-000	1-G5	111	90522-170-700	1-F8	93	91258-410-013	1-E12	77
90380-ME9-000	1-G5	111	90525-001-000	1-C1	26	91261-MB0-003	1-F3	82
90381-MB0-000	1-F2	81	90541-MB0-000	1-B1	2	91261-MB0-005	1-F3	82
90381-MB0-010	1-F2	81	90542-MB0-000	1-B1	2	91265-MB0-003	1-F3	82
90381-MB0-700	1-F2	81	90543-273-000	1-E9	71	91268-463-003	1-G2	104
90401-679-003	1-G8	117	90544-283-000	1-E9	71	91271-MB0-000	1-G2	104
90402-MB0-000	1-F2	81	90545-300-000	1-B2	5	91271-MB0-003	1-G2	104
90402-428-000	1-B4	9		1-D1	50	91271-MB0-004	1-G2	105
90402-679-003	1-G8	117		1-E4	61	91271-MB0-013	1-G2	105
90405-463-000	1-B5	11		1-E5	63	91301-MB0-000	1-C8	41
90407-MB0-000	1-C7	39	90557-MB0-000	1-F10	96		1-D2	52
90425-300-000	1-B10	21	90558-MB0-000	1-C6	37	91301-027-000	1-E2	57
	1-D2	52	90601-300-000	1-C6	37	91301-147-023	1-C8	41
90432-MB0-000	1-B7	15	90651-MA5-671	1-E4	61		1-D2	52
90432-MB0-010	1-B7	15	90651-377-003	1-E5	63	91301-200-000	1-B2	5
90439-MB0-000	1-B10	21	90652-MB1-000	1-F8	93		1-B3	7

PART NUMBER INDEX

PART NUMBER	GRID	PAGE	PART NUMBER	GRID	PAGE	PART NUMBER	GRID	PAGE
91301-250-000	1-B6	12	91352-425-003	1-D2	53	93800-04012-1G	1-E4	61
	1-D2	52	91352-526-000	1-C10	45		1-E5	63
91302-MB0-003	1-B10	21		1-D2	53	93800-06016-0A	1-C6	37
	1-D2	52	91353-MB0-003	1-F3	82		1-C7	39
91302-MB0-013	1-B10	21	91355-MB0-003	1-F3	82	93700-04008-0B	1-E2	57
	1-D2	52	91355-MB0-005	1-F3	82	93700-05020-0G	1-E2	57
91302-MC7-811	1-E11	75	91356-MB0-005	1-F3	82	93891-05030-07	1-E3	59
91302-001-020	1-F3	82	91356-371-000	1-E10	72	93891-05035-07	1-E3	59
91302-415-003	1-C8	41	91357-MB0-000	1-F1	79	93891-05035-17	1-E3	59
	1-D2	53	91358-MB0-000	1-F1	79	93892-04008-08	1-F4	85
91303-MG7-003	1-C8	41	91359-MB0-000	1-F3	82	93892-04010-00	1-C11	47
91303-377-000	1-C8	41	91361-MB0-000	1-G2	105	93892-04012-00	1-F9	94
91303-426-000	1-C8	41	91399-MB0-003	1-E10	72	93892-04014-00	1-C11	47
91305-MC7-003	1-E9	71	91403-663-000	1-F8	93		1-C12	49
91305-422-000	1-C10	45	91455-MB0-000	1-E6	65	93892-04016-00	1-F9	94
	1-D2	53		1-E10	72	93892-05008-08	1-C11	47
91306-MC7-003	1-E10	72	92000-08008-0A	1-E10	72	93892-05012-00	1-C11	47
91306-PJ4-000	1-E2	57	92000-08012	1-F3	82	93892-05032-07	1-E3	59
	1-E10	72	92000-08016-0A	1-F12	101	93893-04012-17	1-E5	63
91307-MB0-003	1-C8	41	92000-08020-0B	1-F11	99	93893-04012-18	1-E4	61
	1-D2	52	92000-08020-02	1-F11	99	93893-05010-08	1-G8	117
91307-PH7-660	1-G8	117	92000-08030-0H	1-F7	91	93893-05012-07	1-G9	119
91307-425-003	1-B6	12	92100-08016-0A	1-F12	101	93901-22180	1-G8	117
	1-D2	52	92101-08008-0A	1-E10	72	93901-32180	1-E2	57
91307-611-000	1-G8	117	92101-08012	1-F3	82	93901-34320	1-G5	111
91308-MB0-003	1-C10	45	92101-08016-0A	1-F12	101	93901-34480	1-E2	57
	1-D2	52	92600-08020-0B	1-F4	85	93901-34610	1-G5	111
91308-MC7-003	1-E9	71	92700-08045	1-B2	5	93901-34710	1-G6	113
91308-283-000	1-B12	24		1-B3	7	93903-35180	1-G8	117
91309-MA6-000	1-B11	22	92700-10050-0E	1-F3	82	94000-06000-0S	1-E2	57
91309-MB0-003	1-B12	24	92800-12000	1-B12	24	94001-05080-0S	1-F9	94
	1-D2	52	92900-08032-0B	1-B2	5		1-G8	117
91310-XE8-003	1-B4	9		1-B3	7	94001-06000	1-E2	57
	1-D1	50	92900-08032-0E	1-B2	5	94001-06000-0S	1-E2	57
91310-MB0-003	1-B4	9		1-B3	7	94001-06008-0S	1-E2	57
	1-D1	50	93200-10035-0B	1-G3	106	94001-06200-0S	1-E2	57
91310-MC7-003	1-E2	57	93401-08025-00	1-B8	17	94001-12000-0S	1-G5	111
	1-E10	72	93491-08025-00	1-B8	17	94002-04000-0S	1-E2	57
91311-MB0-003	1-B12	24	93500-04006-1H	1-F6	89	94002-06020-0S	1-F11	99
	1-D2	52	93500-04010-0A	1-C12	49	94002-06200	1-C7	39
91311-PH7-003	1-E10	72	93500-04010-0H	1-B8	17	94002-10000-0S	1-G3	106
91313-MB0-003	1-B12	24	93500-04020-0G	1-E2	57	94021-04020-0S	1-G6	113
	1-D2	52	93500-05008-0G	1-B2	5	94021-06000	1-F6	89
91313-MG7-004	1-B12	24		1-B3	7	94021-06000-0S	1-F6	89
	1-D2	52	93500-05008-0H	1-E1	54	94021-06020	1-F6	89
91313-393-003	1-B12	24	93500-05010-0A	1-E10	72	94021-06020-0S	1-F6	89
91314-MB0-003	1-C1	27	93500-05010-0G	1-B3	7	94021-06070-0S	1-G6	113
	1-D2	52		1-F8	93	94021-08020-0S	1-E2	57
91314-300-000	1-C10	45	93500-05010-1A	1-E10	72	94021-10000-0S	1-G3	106
	1-D2	52	93500-05016-0B	1-E1	54	94022-06020	1-F6	89
91315-MB0-003	1-C8	41	93500-05016-0G	1-F8	93	94030-06000	1-E2	57
	1-D2	53	93500-05020-0G	1-F9	94	94031-10070	1-G1	102
91315-MB0-013	1-C8	41	93500-05025-0G	1-B2	5	94050-06000	1-E4	61
	1-D2	53		1-B3	7		1-E5	63
91320-MB0-000	1-B11	22	93500-06008-49	1-F10	96		1-F5	86
91335-MB0-003	1-C8	41	93500-08012-0A	1-B9	18		1-F6	89
	1-D2	53		1-F7	91		1-F9	94
91335-567-000	1-C8	41	93500-08022-0A	1-F7	91		1-F10	96
	1-D2	53	93510-05010-0A	1-E10	72		1-G4	108
91352-425-003	1-C10	45	93600-04010-1B	1-E10	72		1-G8	117

PART NUMBER INDEX

PART NUMBER	GRID	PAGE	PART NUMBER	GRID	PAGE	PART NUMBER	GRID	PAGE
94050-06080	1-G7	115	95001-55210-20	1-F7	91	95700-08070-00	1-B12	25
	1-G8	117	95001-55235-20	1-F4	85	95700-08090-00	1-C1	27
94050-08000	1-E10	72		1-F7	91	95700-08100-00	1-C1	27
	1-F10	96	95001-55240-20	1-F7	91	95700-08014-08	1-B8	17
	1-G1	102	95001-55340-20	1-F7	91	95700-08018-07	1-G9	119
C4050-10000	1-G9	119	95001-55820-20	1-F7	91	95700-08020-07	1-E11	75
94050-10080	1-G5	111	95002-01110	1-F7	91	95700-08025-00	1-F1	78
	1-G9	119	95002-01120	1-F4	85	95700-08032-00	1-G2	105
94101-04000	1-E2	57		1-F7	91	95700-08040-00	1-G1	102
94101-05800	1-F9	94	95002-02100	1-F7	91	95700-08050-00	1-C1	27
94101-06000	1-C8	41	95002-02120	1-F7	91		1-E10	72
	1-F10	96	95002-02130	1-F9	94	95700-08055-07	1-G9	119
	1-F12	101	95002-70000	1-F9	94	95700-08065-00	1-C10	45
94101-06080	1-C8	41		1-G8	117	95700-08080-00	1-C1	27
	1-F10	96	95003-23025-31	1-F9	94	95701-08010-00	1-G8	117
	1-F12	101	95003-23030-31	1-F9	94	95701-08010-07	1-E11	75
94101-06200	1-G8	117	95005-70820-30	1-G8	117		1-G9	119
94101-06800	1-C8	41	95011-61000	1-F10	96	95701-08012-00	1-B2	5
	1-F3	82	95014-61100	1-G7	115		1-C1	27
	1-F7	91	95014-61200	1-G7	115		1-G6	113
	1-F10	96	95014-61300	1-G7	115	95701-08012-08	1-G4	108
	1-F12	101	95014-71702	1-G1	102		1-G7	115
94101-08000	1-F12	101	95014-73100	1-F11	99	95701-08014-07	1-E7	67
94101-08800	1-F4	85	95015-32001	1-F11	99	95701-08014-08	1-B12	24
94109-12000	1-B12	24	95015-42000	1-F11	99		1-E8	68
	1-D2	53	95015-52000	1-F11	99		1-F4	85
94111-04000	1-E2	57	95015-83000	1-F12	101		1-F7	91
94111-04800	1-B8	17	95700-06010-00	1-G8	117	95701-08016-00	1-B5	11
	1-F6	89	95700-06010-07	1-E11	75	95701-08020-07	1-F5	86
94111-05000	1-B11	22		1-G9	119		1-G6	113
	1-E1	55	95700-06012-00	1-B2	5	95701-08020-08	1-F4	85
94111-06000	1-E2	57		1-C1	27		1-G7	115
	1-F10	96		1-G6	113	95701-08022-00	1-C8	41
94201-16100	1-F12	101	95700-06012-08	1-G4	108		1-F11	99
94201-16120	1-F11	99		1-G7	115	95701-08025-08	1-F4	85
94201-16150	1-F12	101	95700-06014-07	1-E7	67	95701-08028-00	1-C1	27
94201-16250	1-F12	101	95700-06014-08	1-B12	24	95701-08032-00	1-C1	27
94201-20250	1-B12	24		1-E8	68	95701-08040-00	1-G8	117
94201-20320	1-B12	24		1-F4	85	95701-08045-00	1-B12	25
94201-20350	1-B12	24		1-F7	91		1-C1	27
94201-25200	1-F1	78	95700-06016-00	1-B5	11	95701-08045-07	1-B12	25
94201-25250	1-F1	78	95700-06018-00	1-F9	94		1-C1	27
	1-G1	102	95700-06018-08	1-F10	97	95701-08050-00	1-C1	27
94201-25300	1-F1	78	95700-06020-07	1-F5	86	95701-08060-00	1-C1	27
	1-G1	102		1-G6	113	95701-08070-00	1-B12	25
94251-06000	1-B5	11	95700-06020-08	1-F4	85	95701-08090-00	1-C1	27
94251-08000	1-B5	11		1-G7	115	95701-08100-00	1-C1	27
94251-08400	1-F4	85	95700-06022-00	1-C9	41	95701-08016-07	1-G9	119
94301-08140	1-B2	5		1-F11	99	95701-08025-00	1-F1	78
	1-B3	7	95700-06025-08	1-F4	85	95701-08032-00	1-G2	105
	1-B6	12	95700-06028-00	1-C1	27	95701-08040-00	1-G1	102
	1-B10	21	95700-06032-00	1-C1	27	95701-08050-00	1-C1	27
	1-B12	24	95700-06032-08	1-F7	91		1-E10	72
	1-C1	27		1-F9	94	95701-08065-00	1-C10	45
94301-12200	1-B2	5	95700-06040-00	1-G8	117	95718-08020-08	1-B7	15
	1-B3	7	95700-06045-00	1-B12	24	95800-08032-00	1-C7	39
94601-15000	1-B7	15		1-C1	27	96000-06010-02	1-G8	117
94601-18000	1-C5	35	95700-06045-07	1-C1	27	96000-06010-07	1-G9	119
94608-10000	1-B6	12	95700-06050-00	1-C1	27	96000-06012-00	1-B9	18
95001-55190-20	1-F7	91	95700-06060-00	1-C1	27		1-C1	27

PART NUMBER INDEX

PART NUMBER	GRID	PAGE	PART NUMBER	GRID	PAGE	PART NUMBER	GRID	PAGE
96000-08014-00	1-B5	11	96001-06060-07	1-B10	21			
	1-C8	41	96001-06070-00	1-B10	21			
96000-08016-00	1-C6	37	96001-06070-07	1-B10	21			
	1-C7	39	96100-63040-00	1-C1	27			
	1-C8	41	96100-63050-00	1-C6	37			
96000-08020-00	1-B9	18	96140-63030-10	1-F1	79			
96000-08020-07	1-B9	19	96150-63020-10	1-E12	77			
96000-08022-00	1-B10	21	96211-05000	1-E10	72			
	1-C8	41	96220-60150	1-B8	17			
96000-08022-07	1-C8	41	98069-57916	1-B2	5			
96000-08025-00	1-B11	22		1-B3	7			
	1-C8	41	98069-57926	1-B2	5			
96000-08025-07	1-C8	41		1-B3	7			
	1-G1	102	98069-58916	1-B2	5			
96000-08028-00	1-B6	12		1-B3	7			
	1-B10	21	98069-58926	1-B2	5			
	1-B12	25		1-B3	7			
96000-08028-07	1-C10	45	98069-59916	1-B2	5			
	1-B6	12		1-B3	7			
96000-08032-00	1-B10	21	98069-59926	1-B2	5			
96000-08032-07	1-B6	12		1-B3	7			
96000-08035-00	1-B6	12	98200-21500	1-G4	108			
	1-B9	19	98200-53000	1-F6	89			
96000-08035-07	1-C8	41	99001-08000	1-G10	120			
	1-B6	13	99001-10120	1-G10	120			
	1-C9	42	99001-14170	1-G10	120			
96000-08040-00	1-B9	19	99002-13500	1-G10	120			
96000-08060-00	1-B10	21	99003-10000	1-G10	120			
96000-08070-00	1-B10	21	99003-30000	1-G10	120			
96000-08070-07	1-B10	21	99003-50000	1-G10	120			
96001-08010-07	1-G9	119	99006-12000	1-G10	120			
96001-08012-00	1-B9	18	99006-22000	1-G10	120			
	1-C1	27	99008-02000	1-G10	120			
96001-08014-00	1-B5	11	99101-393-1280	1-C12	49			
	1-C8	41	99101-393-1320	1-C12	49			
96001-08016-00	1-C6	37	99101-393-1380	1-C12	49			
	1-C7	39	99102-393-1280	1-C12	49			
	1-C8	41	99102-393-1380	1-C12	49			
96001-08020-00	1-B9	18	99103-437-0380	1-C12	49			
96001-08020-07	1-B9	19	99103-437-0400	1-C12	49			
96001-08022-00	1-B10	21						
	1-C8	41						
96001-08022-07	1-C8	41						
96001-08025-00	1-B11	22						
	1-C8	41						
96001-08028-00	1-B6	12						
	1-B10	21						
	1-B12	25						
	1-C10	45						
96001-08028-07	1-B6	12						
	1-B10	21						
96001-08032-00	1-B6	12						
96001-08032-07	1-B6	12						
96001-08035-00	1-B6	13						
	1-B9	19						
	1-C8	41						
96001-08035-07	1-B6	13						
	1-C9	42						
96001-08040-00	1-B9	19						

DESCRIPTION INDEX

DESCRIPTION	GRID	PAGE	REF.	DESCRIPTION	GRID	PAGE	REF.
(A)							
ADJUSTER SPRING	1-G3	106	4	BEARING, HEAD PIPE UPPER	1-E7	67	18
ALTERNATOR ASSY	1-B9	18	5	BEARING, NEEDLE 19/16	1-F3	82	32
ARM COMP CAM CHAIN TENSIONER	1-B5	11	15	BEARING, NEEDLE 20MM	1-C6	37	26
ARM COMP GEARSHIFT	1-F11	98	4	BEARING, NEEDLE 30X35X17	1-B8	17	15
ARM COMP NEUTRAL STOPPER	1-C7	38	10	BEARING, NEEDLE 35X42X30	1-B7	15	18
ARM COMP RR BRAKE PEDAL				BEARING, RADIAL BALL 16003	1-B7	15	17
MIDDLE	1-F11	98	12	BEARING, RADIAL BALL 16012C3	1-F2	81	29
ARM COMP SHIFT DRUM STOPPER	1-C7	36	11	BEARING, RADIAL BALL 5206	1-C10	45	23
ARM, RR BRAKE	1-F1	78	9	BEARING, RADIAL BALL 57/34C3	1-F3	82	30
ARM VALVE ROCKER	1-B4	9	6	BEARING, RADIAL BALL 6302UU	1-E12	77	19
AXLE FR WHEEL	1-E12	76	3	BEARING, RADIAL BALL 6303U	1-F1	79	9
AXLE RR WHEEL	1-F1	78	1	BEARING, RADIAL BALL 6304	1-C1	27	32
				BEARING, RADIAL BALL 6305	1-C6	37	29
					1-F3	82	31
(B)							
BAG OWNERS MANUAL	1-F6	88	18	BEARING, 16005	1-C7	39	25
BAG TOOL	1-G10	120	2	BEARING, 30203J	1-G2	104	26
BALL STEEL #5	1-E10	72	66	BLOCK SET, CYLINDER	1-C1	26	1
BAND A1 WIRE	1-G7	115	16	BODY COMP, FRAME	1-G9	118	3
BAND A2 WIRE	1-G7	115	17	BOOT B	1-E11	74	16
BAND A3 WIRE	1-G7	115	18	BOOT, JOINT	1-G2	104	14
BAND B CHAMBER JOINT TUBE	1-F8	93	18	BOOT, MASTER CYLINDER	1-E4	60	12
BAND B1, CABLE	1-E3	58	5		1-E5	63	15
BAND B1, WIRE	1-G7	114	14	BOOT, PIN	1-E11	74	17
BAND FUEL TUBE	1-F4	84	6	BOOT, PISTON CASE	1-E9	70	30
BAND, INSULATOR	1-B2	4	9	BOSS, OIL FILTER	1-B12	24	12
	1-B3	7	8	BOX ASSY, PILOT	1-E2	57	16
BAND L EX PIPE	1-F9	95	8	BOX ASSY, SPEEDOMETER GEAR	1-E12	77	9
BAND L MUFFLER	1-F9	95	10	BOX COMP, BATTERY	1-F7	91	22
BAND R EX PIPE	1-F9	95	7	BOX, TOOL	1-G6	113	15
BAND R MUFFLER	1-F9	95	9	BRACKET A, IGNITION COIL	1-G7	114	4
BAND WIRE	1-G7	114	13	BRACKET ASSY, CAM CHAIN TENSIONER	1-B5	10	3
BAR ASSY, SIDE STAND	1-G1	102	5	BRACKET B, IGNITION COIL	1-G7	114	5
BAR COMP, L FOOTPEG	1-F12	100	10	BRACKET COMP, CAM CHAIN TENSIONER HOLDER	1-B5	11	16
BAR COMP, R FOOTPEG	1-F12	100	3	BRACKET COMP, L FR	1-E11	74	10
BAR, L PILLION FOOTPEG	1-F12	100	16	BRACKET, INSTRUMENT	1-E2	56	6
BAR, R PILLION FOOTPEG	1-F12	100	15	BRACKET, L FOOTPEG	1-F12	100	11
BASE COMP	1-G6	112	8	BRACKET, L GRAB RAIL	1-G3	107	10
BASE COMP CONTACT	1-E6	65	3	BRACKET, LICENSE PLATE	1-G6	113	19
BASE COMP, TAILLIGHT	1-G6	112	3	BRACKET, R FOOTPEG	1-F12	100	4
BASE, AIR CLEANER	1-C11	47	22	BRACKET, R FR	1-E11	75	21
BASE, HEAD COVER	1-B1	2	3	BRACKET, R GRAB RAIL	1-G3	107	9
BASE, TURN SIGNAL	1-G4	109	2	BRACKET, SIDE STAND RUBBER	1-G1	102	9
BATTERY	1-F7	91	16	BRIDGE, CALIPER BRACKET	1-E11	74	13
BEARING A, CONNECTING ROD	1-C4	33	8	BRIDGE, FORK TOP	1-E6	65	7
BEARING A, CRANKSHAFT	1-C5	35	10	BULB, LICENSE LIGHT	1-G6	112	13
BEARING B, CONNECTING ROD	1-C4	33	8	BULB, TAILLIGHT	1-G6	112	14
BEARING B, CRANKSHAFT	1-C5	35	10	BULB, TURN SIGNAL	1-G5	111	16
BEARING C, CONNECTING ROD	1-C4	33	8		1-G5	111	17
BEARING C, CRANKSHAFT	1-C5	35	10	BULB, WEDGE BASE	1-E2	56	1
BEARING D, CONNECTING ROD	1-C4	33	8		1-E2	56	2
BEARING D, CRANKSHAFT	1-C5	35	10	BUSH, GUIDE	1-E8	69	13
BEARING E, CONNECTING ROD	1-C4	33	8	BUSH, SLIDER	1-E8	69	14
BEARING E, CRANKSHAFT	1-C5	35	10		1-E9	70	15
BEARING, BALL 5206	1-C10	45	21	BUSH, UPPER RUBBER	1-G3	106	10
BEARING, BALL 6303	1-C10	45	22	BUSHING	1-E5	62	5
BEARING, HEAD PIPE LOWER	1-E7	67	19				

DESCRIPTION INDEX

DESCRIPTION	GRID	PAGE	REF.	DESCRIPTION	GRID	PAGE	REF.
(C)							
CABLE ASSY, SPEEDOMETER	1-E2	57	19	CASE COMP, R. LOWER	1-E9	70	18
CABLE COMP, A, THROTTLE	1-E3	59	1	CASE COMP, SIDE GEAR	1-C9	43	4
CABLE COMP, B, THROTTLE	1-E3	58	2	CASE, AIR CLEANER	1-F8	92	6
CABLE COMP, CHOKE	1-E3	58	3	CASE, FINAL GEAR	1-F2	80	3
CABLE, BATTERY GROUND	1-F7	91	17		1-F2	80	7
CABLE, INNER	1-E2	57	20	CASE, HEADLIGHT	1-E1	54	9
CABLE, SPEEDOMETER INNER	1-E2	57	20	CASE, L. LOWER	1-E9	71	43
CABLE, STARTER BATTERY	1-F5	87	3	CASE, PILOT UPPER	1-E2	57	17
CABLE, STARTER MOTOR	1-F5	87	4	CASE, RR. SHOCK UPPER	1-G3	106	7
CALIPER ASSY, L. FR	1-E10	73	4	CASE, THERMOSTAT	1-C8	40	2
CALIPER ASSY, R. FR	1-E11	74	18	CENTER, CLUTCH	1-B7	14	4
	1-E11	75	18	CHAIN, CAM	1-B5	10	2
CALIPER COMP, L	1-E10	73	5	CHAIN, OIL PUMP	1-B11	23	5
CALIPER COMP, R	1-E11	75	19	CHAMBER COMP, EX	1-F9	95	3
CAM, DAMPER	1-G1	103	2	CHAMBER SET, FLOAT	1-C12	48	4
CAM, RR BRAKE	1-F1	78	7	CHECK UNIT, PILOT LAMP	1-F7	91	20
CAMSHAFT COMP, FR EX	1-B4	8	4	CIRCLIP	1-E4	61	20
CAMSHAFT COMP, FR IN	1-B4	8	2	CIRCLIP, INTERNAL, 18MM	1-E5	63	21
CAMSHAFT COMP, RR EX	1-B4	8	5	CIRCLIP, INTERNAL, 50MM	1-E9	71	34
	1-B4	9	5	CIRCLIP, 25MM	1-C6	37	25
CAMSHAFT COMP, RR IN	1-B4	8	3	CLAMP A, WATER HOSE	1-C8	41	21
CAP	1-E4	60	8	CLAMP A, WATER PIPE	1-C8	40	13
	1-E5	63	12	CLAMP B, WATER HOSE	1-C8	40	6
CAP A, CONNECTING PIPE	1-C8	40	8	CLAMP B, WATER PIPE	1-C8	40	16
CAP B, CONNECTING PIPE	1-C8	40	9	CLAMP, ALTERNATOR WIRE	1-B9	18	8
CAP COMP, 1, SPARK PLUG	1-G7	114	7	CLAMP, BRAKE HOSE	1-G5	111	18
CAP COMP, 2, SPARK PLUG	1-G7	114	8	CLAMP, CLUTCH HOSE	1-E7	67	9
CAP COMP, 3, SPARK PLUG	1-G7	114	9		1-G5	111	19
CAP COMP, 4, SPARK PLUG	1-G7	114	10	CLAMP, COIL WIRE	1-F8	93	26
CAP COMP, FUEL FILLER	1-F4	84	16	CLAMP, FR. BRAKE HOSE	1-E8	68	2
CAP COMP, RADIATOR	1-G8	116	7	CLAMP, FUEL TUBE	1-F7	90	12
CAP, AIR VALVE	1-E9	71	38	CLAMP, PULSER WIRE	1-B6	12	5
CAP, BLEEDER	1-B10	21	14	CLAMP, SPEEDOMETER CABLE	1-E10	73	3
	1-C8	41	20	CLAMP, STARTER CABLE	1-B10	20	12
	1-E10	73	2	CLAMP, WATER HOSE	1-C8	40	6
CAP, BREATHER	1-F2	80	5		1-C8	41	21
CAP, GRIP RUBBER	1-E3	59	11		1-G8	117	26
CAP, L. LOCK NUT	1-G2	104	24		1-G9	119	11
CAP, MAIN GALLERY	1-C1	26	4	CLAMP, WIRE	1-G9	119	14
CAP, MAIN STAND PIPE	1-G9	119	19	CLIP A11, TUBE	1-F7	91	42
CAP, OIL FILLER	1-B6	12	3	CLIP A12, TUBE	1-F4	85	27
CAP, R. LOCK NUT	1-G2	104	23		1-F7	91	43
CAP, RESERVE TANK	1-G8	116	12	CLIP B10, TUBE	1-F7	91	44
CAP, SCREW	1-G7	114	1	CLIP B12.5, TUBE	1-F9	94	46
CAP, SOCKET BOLT, 8MM	1-E6	65	16	CLIP B12, TUBE	1-F7	91	45
	1-E10	72	60	CLIP C11, TUBE	1-F9	94	47
CAP, STARTER CLUTCH ROLLER					1-G8	117	40
SPRING	1-B8	16	7	CLIP S, BRAKE PIPE	1-F4	85	19
CAP, SWINGARM SIDE	1-G2	104	16	CLIP, AIR HOSE, 16	1-F8	93	25
CAP, VALVE ADJ.	1-F2	80	1	CLIP, BREATHER TUBE	1-C1	26	5
CARBURETOR ASSY	1-C11	46	15		1-F8	93	23
	1-C11	47	15	CLIP, CLUTCH CABLE	1-F8	93	27
CARBURETOR ASSY 1	1-C11	47	16	CLIP, COIL WIRE	1-C1	26	6
CARBURETOR ASSY 2	1-C11	47	17	CLIP, FUEL HOSE	1-F7	90	13
CARBURETOR ASSY 3	1-C11	47	18	CLIP, PISTON PIN 15MM	1-B7	15	19
CARBURETOR ASSY 4	1-C11	47	19	CLIP, PISTON PIN, 18MM	1-C5	35	12
CASE ASSY, L. PISTON	1-E9	71	44	CLIP, PULSER WIRE	1-B8	16	9
CASE ASSY, SIDE GEAR	1-C9	43	3	CLIP, TUBE	1-F8	93	38
				CLIP, WIRE HARNESS	1-F8	93	26
				COIL COMP, IGNITION	1-G7	114	6

DESCRIPTION INDEX

DESCRIPTION	GRID	PAGE	REF.	DESCRIPTION	GRID	PAGE	REF.
HOLDER ASSY B. CAM CHAIN TENSIONER	1-B5	11	13	(J)			
HOLDER ASSY HELMET	1-F5	86	1	JET, MAIN, #128	1-C12	49	21
HOLDER B. CAMSHAFT	1-B1	3	4	JET, MAIN, #132	1-C12	49	22
	1-B3	6	3	JET, MAIN, #138	1-C12	49	21
HOLDER SET. BRUSH	1-B11	22	5	JET, SECONDARY MAIN, #128	1-C12	49	21
HOLDER. BOOT	1-E9	71	33	JET, SECONDARY MAIN, #138	1-C12	49	21
HOLDER. CHOKE LEVER	1-E5	62	1	JET, SLOW, #38	1-C12	49	23
HOLDER. COUNTERSHAFT BEARING	1-C9	43	6	JET, SLOW, #40	1-C12	49	23
HOLDER. CROSS SHAFT BEARING	1-C10	44	9	JOINT B. BRAKE ARM	1-F11	99	21
HOLDER. FR JET NEEDLE	1-C12	49	17	JOINT COMP. UPPER	1-G3	106	8
HOLDER. GREASE	1-E7	67	8	JOINT COMP. YOKE	1-G1	103	1
	1-E9	70	26	JOINT SET A. FUEL	1-C11	46	6
HOLDER. L HANDLEBAR UPPER	1-E6	65	9	JOINT SET B. FUEL	1-C11	46	12
HOLDER. L PILLION FOOTPEG	1-F12	100	14	JOINT SET C. FUEL	1-C11	46	4
HOLDER. L TOOL BOX	1-G6	113	18	JOINT SET D. FUEL	1-C11	46	11
HOLDER. MASTER CYLINDER	1-E4	60	9	JOINT. EX PIPE	1-F9	95	1
HOLDER. O-RING	1-F2	81	14	JOINT. FUEL TUBE	1-F7	90	10
HOLDER. R HANDLEBAR UPPER	1-E6	65	8		1-F7	90	11
HOLDER. R PILLION FOOTPEG	1-F12	100	13	JOINT. PINION	1-F2	81	13
HOLDER. R TOOL BOX	1-G6	113	17	JOINT. TUBE	1-G8	116	11
HOLDER. RR JET NEEDLE	1-C12	49	18	JOINT. TWO WAY	1-E4	60	5
HOLDER. SWINGARM GREASE	1-G2	104	15				
HORN ASSY	1-E7	66	3	(K)			
	1-E7	66	4	KEY SET	1-E6	65	1
HOSE A. CLUTCH	1-E5	62	8	KEY. BLANK	1-E6	65	4
HOSE A. RADIATOR	1-G8	117	20	KEY. WOODRUFF	1-C5	35	11
HOSE B. CLUTCH	1-E5	62	7	NOB. TRIP METER	1-E2	56	11
HOSE B. FR BRAKE	1-E4	60	4				
HOSE B. WATER	1-C8	40	17	(L)			
HOSE. CONNECTING	1-C8	40	4	LABEL A	1-G3	106	11
HOSE. FUEL 5 3X190	1-F7	91	37	LABEL. ACCESSORIES LOADING			
HOSE. FUEL 5 3X210	1-F7	91	37	CAUTION	1-G6	113	20
HOSE. FUEL 5 3X235	1-F4	85	26	LABEL. BATTERY CAUTION	1-G9	119	20
	1-F7	91	38	LABEL. BREAK IN CAUTION	1-E2	57	21
HOSE. FUEL 5 3X240	1-F7	91	39	LABEL. CHOKE	1-E5	62	2
HOSE. FUEL 5 3X340	1-F7	91	40	LABEL. DRIVE CAUTION	1-F4	85	21
HOSE. FUEL 5 3X820	1-F7	91	41	LABEL. FR. SHOCK	1-E9	71	40
HOSE. L FR BRAKE	1-E4	60	2	LABEL. FR. SHOCK CAUTION	1-E6	65	10
HOSE. LOWER WATER	1-G9	119	12	LABEL. FR. SHOCK CAUTION	1-E6	65	10
HOSE. R FR BRAKE	1-E4	60	3	LABEL. FUSE	1-G3	107	7
HOSE. RADIATOR	1-G8	116	13	LABEL. HELMET HOLDER	1-G3	106	14
HOSE. WATER	1-C8	40	14	LABEL. MUFFLER CAUTION	1-G2	104	17
				LABEL. RADIATOR CAUTION	1-F6	89	21
(I)				LABEL. RESERVE TANK	1-F6	89	20
INDICATOR RR BRAKE	1-F1	78	8	LABEL. TIRE CAUTION	1-G2	104	18
INSTRUMENT ASSY. TEMPERATURE	1-E2	57	15	LENS COMP. TAILLIGHT	1-G6	112	2
INSULATOR B. CARBURETOR	1-B2	4	8	LENS. LICENSE	1-G6	112	9
	1-B3	7	7	LENS. TURN SIGNAL	1-G4	109	3
	1-B2	4	8	LEVER SET A. LINK	1-C11	46	1
	1-B3	7	7	LEVER. CHOKE	1-E3	58	4
INSULATOR. CARBURETOR				LID. TOOL BOX	1-G6	113	16
INSULATOR. CLUTCH SLAVE CYLINDER	1-B10	20	8	LIFTER. DAMPER	1-G1	103	3
	1-D2	52	6	LIGHT ASSY. LICENSE	1-G6	112	7
				LINK SET A. STARTER	1-C11	46	2
				LINK SET B. STARTER	1-C11	46	5

DESCRIPTION INDEX

DESCRIPTION	GRID	PAGE	REF.	DESCRIPTION	GRID	PAGE	REF.
LINK SET C. STARTER	1-C11	46	8	PIECE. OIL LOCK	1-E9	70	20
LOCK A. BEARING ADJUSTING	1-F2	80	11	PIN A. DOWEL, 8X14	1-B2	5	25
LOCK B. BEARING ADJUSTING	1-F2	81	12		1-B3	7	21
					1-B6	12	7
					1-B10	21	20
					1-B12	24	22
(M)					1-C1	27	19
MAINSHAFT	1-C6	36	1	PIN A. TENSIONER ARM	1-B5	11	12
MIRROR, L	1-E3	59	13	PIN B. BRAKE ROD JOINT	1-F11	99	23
MIRROR, R	1-E3	59	12	PIN C. PILLION FOOTPEG	1-F12	101	26
MOTOR ASSY. STARTER	1-B11	22	1	PIN. COTTER, 1.6X10	1-F12	101	24
MOTOR, FAN	1-G8	116	5	PIN. COTTER, 1.6X12	1-F11	99	19
MUFFLER COMP. L	1-F10	96	16	PIN. COTTER, 1.6X15	1-F12	101	25
MUFFLER COMP. R	1-F9	95	5	PIN. COTTER, 1.6X25	1-F12	101	25
				PIN. COTTER, 2.0X25	1-B12	24	21
				PIN. COTTER, 2.0X32	1-B12	24	21
				PIN. COTTER, 2.0X35	1-B12	24	21
				PIN. COTTER, 2.5X30	1-F1	78	11
(N)					1-G1	102	14
NEEDLE, FR. JET	1-C12	49	15	PIN. DOWEL, 12X20	1-B2	5	26
NEEDLE, RR. JET	1-C12	49	16		1-B3	7	22
NET COMP. AIR CLEANER BASE	1-F8	93	12		1-B8	17	14
				PIN. DOWEL, 8X8	1-F12	100	2
				PIN. HANGER	1-E11	75	22
				PIN. KNOCK	1-C11	47	21
(O)				PIN. KNOCK, 8X14	1-B12	24	14
O RING, 13X2.5	1-C8	41	26	PIN. LOCK, 6MM	1-B5	11	22
	1-D2	53	20	PIN. LOCK, 8MM	1-B5	11	23
	1-D2	53	21		1-F4	85	25
OIL SEAL, 12.5X25X8	1-C1	26	15	PIN. PARALLEL	1-E9	71	35
OIL SEAL, 14X24X6	1-C1	27	16	PIN. PISTON	1-B8	16	1
OIL SEAL, 25X66X8.5	1-C10	45	25		1-C3	31	3
OIL SEAL, 34X50X7	1-F3	82	33	PIN. PISTON 10X33	1-B8	16	1
OIL SEAL, 47X56X7	1-G2	104	28	PIN. RING GEAR STOPPER	1-F2	81	15
	1-G2	105	28	PIN. SHIFT RETURN SPRING	1-C7	39	19
OIL SEAL, 60X80X8	1-F3	82	34	PIN. SPECIAL LOCK, 6MM	1-B5	11	21
OIL SEAL, 8X18X5	1-B10	21	18	PIN. SPLIT, 2.5X20	1-F1	78	11
OIL SEAL, 8X25X8	1-C10	45	24	PIN. SPLIT, 2.5X25	1-F1	78	11
OPEN END WRENCH, PIN	1-G10	120	9		1-G1	102	14
OPEN END WRENCH, 10X12	1-G10	120	11	PIN, 8X43.2	1-B5	11	10
OPEN END WRENCH, 14X17	1-G10	120	12	PIPE A. OIL PATH	1-B1	3	5
OPEN END WRENCH, 8	1-G10	120	10		1-B3	6	5
ORIFICE, OIL CONTROL	1-C10	45	12	PIPE A. WATER	1-C8	40	12
ORIFICE, PIN, 10X16	1-C10	45	20	PIPE B. OIL PATH	1-B2	4	6
ORIFICE, PLATE	1-C6	37	24	PIPE B. SEAT	1-E9	71	46
OUTER COMP. CLUTCH	1-B7	14	2	PIPE B. WATER	1-C8	40	15
OUTER COMP. STARTER CLUTCH	1-B8	16	5	PIPE COMP. L. FR. SHOCK	1-E9	71	42
				PIPE COMP. R. FR. SHOCK	1-E8	69	10
				PIPE. CLUTCH	1-E5	62	9
				PIPE. CONNECTING	1-C8	40	7
				PIPE. L. RR. EX	1-F10	96	13
PAD COMP.	1-E10	73	6	PIPE. MAIN STAND PIVOT	1-G1	102	3
PAD COMP. FR	1-E10	73	6	PIPE. OIL	1-B12	24	11
	1-E11	74	6	PIPE. OIL STRAINER	1-B11	23	6
PAN. OIL	1-B11	23	1	PIPE. R. RR. EX	1-F9	95	6
PANEL COMP. RR	1-F1	78	3	PIPE. SEAT	1-E9	70	28
PEDAL ASSY. GEARSHIFT	1-F11	98	1	PIPE. THROTTLE GRIP	1-E3	59	8
PEDAL COMP. GEARSHIFT	1-F11	98	3	PIPE. WATER OUTLET CONNECTING	1-C8	40	5
PEDAL COMP. RR. BRAKE	1-F11	98	11		1-C3	31	2
PIECE B. OIL LOCK	1-E9	71	45		1-E9	70	24
PIECE. CLUTCH JOINT	1-B7	14	8				

DESCRIPTION INDEX

DESCRIPTION	GRID	PAGE	REF.	DESCRIPTION	GRID	PAGE	REF.
PISTON	1-E11	74	7	RETAINER, BRACKET	1-E11	74	12
PISTON COMP. VACUUM	1-C12	48	14	RETAINER, GEAR BOX	1-E12	76	7
	1-C12	49	14	RETAINER, VALVE SPRING	1-B4	9	12
PISTON SET CLUTCH MASTER CYLINDER	1-E5	62	6	RIM, HEADLIGHT	1-E1	54	2
PISTON, SLAVE CYLINDER	1-B10	20	9	RING SET, PISTON	1-C2	29	1
PLATE	1-E11	75	23		1-C3	31	1
PLATE A DRUM SETTING	1-C7	38	8	RING, BACK UP	1-E8	69	12
PLATE A HEAT GUARD	1-G9	119	18	RING, DAMPER COVER	1-G1	103	10
PLATE ASSY FUSE	1-G3	107	6	RING, JOINT TUBE	1-F8	93	10
PLATE B CLUTCH	1-B7	14	6	RING, PISTON	1-E9	70	25
PLATE B DRUM SETTING	1-C7	38	9	RING, SEAL	1-B11	22	6
PLATE SET STAY	1-C11	46	10	RING, SPRING STOPPER	1-G1	103	9
PLATE SET VALVE	1-C12	48	7	RING, STOPPER	1-E8	69	8
PLATE BATTERY HOLDER	1-F7	91	24		1-E8	69	9
	1-F7	91	25	ROD ASSY. A. CONNECTING	1-G1	103	11
	1-F7	91	25		1-C3	31	4
PLATE BEARING SETTING	1-C6	36	2		1-C4	33	6
PLATE CHAMBER HEAT GUARD	1-G9	118	2	ROD ASSY. A. FR. CONNECTING	1-C3	31	4
PLATE CLUTCH PRESSURE	1-B7	14	7	ROD ASSY. A. RR. CONNECTING	1-C3	31	6
PLATE DIAPHRAGM	1-E4	60	10	ROD ASSY. B. CONNECTING	1-C3	31	4
	1-E5	63	13		1-C3	31	6
	1-C7	38	7	ROD ASSY. B. FR. CONNECTING	1-C3	31	4
PLATE DUST GUARD	1-F2	80	9	ROD ASSY. B. RR. CONNECTING	1-C3	31	6
PLATE FUEL TANK HEAT GUARD	1-G9	118	4	ROD ASSY. C. CONNECTING	1-C3	31	4
PLATE L SEAT LOCK	1-F5	86	4		1-C4	33	6
PLATE MAIN STAND SPRING	1-G1	102	2	ROD ASSY. C. FR. CONNECTING	1-C3	31	4
PLATE OIL SEPARATE	1-C1	26	3	ROD ASSY. C. RR. CONNECTING	1-C3	31	6
PLATE R FR ENGINE HANGER	1-G9	119	10	ROD ASSY. D. CONNECTING	1-C3	31	4
PLATE R SEAT LOCK	1-F5	86	3		1-C3	31	6
PLATE RR ENGINE HANGER	1-G9	119	13	ROD ASSY. D. FR. CONNECTING	1-C3	31	4
PLATE SETTING	1-C11	46	14	ROD ASSY. D. RR. CONNECTING	1-C3	31	6
PLIERS, 135MM	1-G10	120	13	ROD ASSY. E. CONNECTING	1-C3	31	4
PLUG BREATHER TUBE	1-F8	93	20		1-C4	33	6
PLUG RR FENDER	1-G4	108	12	ROD ASSY. E. FR. CONNECTING	1-C3	31	4
PLUG SEAL 32MM	1-C1	27	17	ROD ASSY. E. RR. CONNECTING	1-C3	31	6
PLUG SPARK	1-B2	5	28		1-C4	33	6
	1-B3	7	23	ROD SET A. STARTER LINK	1-C11	46	3
PROTECTOR	1-E4	60	7	ROD SET B. STARTER LINK	1-C11	46	9
	1-E5	63	11	ROD, ADJUSTING	1-E9	70	21
PROTECTOR RR EX PIPE	1-F9	95	4	ROD, CLUTCH LIFTER	1-B7	14	10
PUMP ASSY FUEL	1-F7	90	1	ROD, PUSH	1-E5	62	4
PUMP ASSY OIL	1-B11	23	3	ROD, RR. BRAKE	1-F11	98	10
PUMP COMP WATER	1-B10	20	4	ROLLER, 15X13	1-B8	17	16
				ROLLER, 4X13 8	1-C7	39	26
				ROLLER, 6X15	1-B8	17	21
				ROTOR COMP	1-B9	18	6
(R)				RUBBER A. MOUNTING	1-G9	118	5
RADIATOR COMF	1-G8	116	2	RUBBER B. MOUNTING	1-G9	118	6
RAIL RR GRAB	1-G3	107	8	RUBBER C. MOUNTING	1-G9	118	7
RECTIFIER ASSY	1-G7	114	11	RUBBER D. MOUNTING	1-G9	118	8
RECTIFIER ASSY, REGULATE	1-F5	87	2	RUBBER, AIR CLEANER CASE MOUNTING	1-F3	83	1
REFLECTOR L FR REFLEX	1-G8	117	24	RUBBER, BATTERY HOLDER	1-F7	91	27
REFLECTOR L RR REFLEX	1-G3	107	4	RUBBER, FUEL PUMP MOUNTING	1-F7	90	2
REFLECTOR R FR REFLEX	1-G8	117	23	RUBBER, FUEL TANK FR	1-F4	84	14
REFLECTOR R RR REFLEX	1-G3	107	3	RUBBER, FUEL TANK MOUNTING	1-F4	84	13
REFLECTOR, TURN SIGNAL	1-G4	109	4	RUBBER, GEARSHIFT PEDAL	1-F11	98	7
RELAY COMP MAIN	1-F5	87	12	RUBBER, INSTRUMENT SETTING	1-E2	56	3
RELAY COMP, TURN SIGNAL	1-F5	87	13	RUBBER, MAGNETIC SHOCK	1-F5	87	11
RELAY, FUEL CUT	1-F7	91	18	RUBBER, MAIN FOOTPEG	1-F12	100	12
RETAINER, BEARING	1-F2	80	10				

DESCRIPTION INDEX

DESCRIPTION	GRID	PAGE	REF.	DESCRIPTION	GRID	PAGE	REF.
RUBBER, MAIN STAND STOPPER	1-F10	96	26	SHOCK ABSORBER ASSY, L RR	1-G3	106	12
RUBBER, MOUNTING	1-B1	2	7	SHOCK ABSORBER ASSY, R FR	1-E8	69	1
RUBBER, MUFFLER MOUNTING	1-F10	96	14	SHOCK ABSORBER ASSY, R RR	1-G3	106	1
RUBBER, PILLION FOOTPEG	1-F12	101	17	SHOE COMP, RR BRAKE	1-F1	78	5
RUBBER, RADIATOR MOUNTING	1-G8	116	8	SHROUD COMP	1-G8	116	3
	1-G8	117	18	SLEEVE	1-E11	74	11
RUBBER, RR EMBLEM MOUNT	1-E7	67	12	SLEEVE, FR CALIPER BRACKET	1-E11	74	14
RUBBER, STAND	1-G1	102	7	SLIDER, FOOTPEG	1-F12	100	6
RUBBER, STOPPER	1-E9	70	29	SOCKET COMP	1-E2	56	5
	1-G3	106	13		1-E2	56	9
				SPACER A. RING GEAR	1-F2	81	19
(S)				SPACER B. RING GEAR	1-F2	81	19
SEAL A. WATER PIPE	1-C8	41	26	SPACER C. RING GEAR	1-F2	81	19
	1-D2	53	20	SPACER D. RING GEAR	1-F2	81	19
SEAL SET, FR SHOCK	1-E9	71	39	SPACER E. RING GEAR	1-F2	81	19
SEAL, AIR CLEANER BASE	1-F8	92	8	SPACER F. RING GEAR	1-F2	81	19
SEAL, AIR CLEANER CASE	1-F8	92	7	SPACER G. RING GEAR	1-F2	81	19
SEAL, AIR CLEANER COVER	1-F8	92	7	SPACER H. RING GEAR	1-F2	81	19
SEAL, PISTON	1-E11	75	20	SPACER I. RING GEAR	1-F2	81	19
SEAL, RUBBER	1-G7	114	2	SPARK UNIT	1-G3	107	1
SEAL, VALVE STEM	1-B4	8	1		1-G3	107	2
	1-D1	50	1	SPEEDOMETER ASSY	1-E2	56	7
SEAL, WATER PIPE	1-C8	41	25	SPINDLE COMP, GEARSHIFT	1-C7	38	16
	1-D2	53	19	SPRING	1-C12	48	11
SEAT ASSY, DOUBLE	1-F5	86	2		1-C12	48	12
SEAT, FUEL TANK	1-G9	118	1	SPRING A. BRAKE ROD	1-F11	99	20
SEAT, SPRING	1-E8	69	4	SPRING G. MAIN STAND	1-G1	102	15
	1-E8	69	7	SPRING, BEAM ADJUSTING	1-E1	54	4
SEAT, SPRING UNDER	1-G3	106	6	SPRING, BRUSH	1-B11	22	3
SEAT, VALVE SPRING	1-B4	9	13	SPRING, CLICK	1-E9	70	22
	1-B4	9	14	SPRING, CLUTCH	1-B7	14	9
SEAT, VALVE SPRING INNER	1-B4	9	14	SPRING, DAMPER CAM	1-G1	103	4
SENDING UNIT, WATER TEMPERATURE	1-C8	41	18	SPRING, DRIVE SHAFT	1-G1	103	6
SENSOR, FUEL RESERVE	1-F4	84	17	SPRING, FOOTPEG RETURN	1-F12	100	5
SENSOR, STOP & TAILLIGHT	1-G3	107	5	SPRING, FR BRAKE SHOE	1-F1	78	10
SHAFT ASSY, DRIVE	1-G1	103	12	SPRING, FR SHOCK	1-E8	69	2
SHAFT COMP, GEARSHIFT FORK	1-C7	38	4	SPRING, FR SHOCK REBOUND	1-E8	69	11
SHAFT SET, CROSS	1-C10	44	10	SPRING, FR VACUUM PISTON	1-C12	48	9
SHAFT, FUEL TANK PIVOT	1-F4	84	3	SPRING, FUEL TUBE COVER	1-F7	90	4
SHAFT, SHIFT DRUM STOPPER				SPRING, GEARSHIFT ARM	1-C7	39	17
PIVOT	1-C7	38	13	SPRING, GEARSHIFT RETURN	1-C7	39	18
SHAFT, VALVE ROCKER ARM	1-B4	9	7	SPRING, NEUTRAL STOPPER	1-C7	38	15
SHIM A. PINION GEAR	1-F2	81	17	SPRING, OIL LOCK VALVE	1-E8	69	6
SHIM A. STOPPER PIN	1-F2	81	16	SPRING, OVERFLOW TUBE COVER	1-G8	116	1
SHIM B. PINION GEAR	1-F2	81	17	SPRING, PAD	1-E11	74	8
SHIM B. STOPPER PIN	1-F2	81	16	SPRING, PISTON	1-E9	70	17
SHIM C. PINION GEAR	1-F2	81	17	SPRING, RR BRAKE	1-F11	99	13
SHIM D. PINION GEAR	1-F2	81	17	SPRING, RR SHOCK	1-G3	106	2
SHIM E. PINION GEAR	1-F2	81	17	SPRING, RR VACUUM PISTON	1-C12	48	10
SHIM F. PINION GEAR	1-F2	81	17	SPRING, SHIFT DRUM STOPPER	1-C7	38	14
SHIM G. PINION GEAR	1-F2	81	17	SPRING, SIDE STAND	1-G1	102	6
SHIM, COUNTERSHAFT	1-C9	43	7	SPRING, SLAVE CYLINDER	1-B10	20	10
	1-C10	44	7	SPRING, STARTER CLUTCH ROLLER	1-B8	16	6
SHIM, CROSS SHAFT	1-C10	44	8	SPRING, STOP SWITCH	1-F11	98	9
SHIM, DAMPING	1-E12	77	12	SPRING, TENSIONER	1-B5	10	4
	1-E12	77	13	SPRING, VALVE INNER	1-B4	9	11
SHOCK ABSORBER ASSY, L FR	1-E9	71	41	SPRING, VALVE OUTER	1-B4	9	10
				SPROCKET, CAM	1-B5	10	1
				SPROCKET, OIL PUMP DRIVE	1-B7	14	1
				SPROCKET, OIL PUMP DRIVEN	1-B11	23	4

DESCRIPTION INDEX

DESCRIPTION	GRID	PAGE	REF.	DESCRIPTION	GRID	PAGE	REF.
STABILIZER, FR SHOCK	1-E9	71	47	THREAD COMP., STEERING HEAD UPPER	1-E7	67	7
STAND COMP., MAIN	1-G1	102	1	TIRE ASSY., FR	1-E12	76	8
STATOR COMP	1-B9	18	7		1-E12	77	8
STAY A, PULSE GENERATOR	1-B8	16	10	TIRE ASSY., RR	1-F1	79	5
STAY B, PULSE GENERATOR	1-B8	16	11	TOOL SET	1-G10	120	1
STAY CUSHION LOWER	1-F2	80	4	TOP COMP	1-C12	48	13
STAY, FR TURN SIGNAL	1-G5	110	10	TUBE A, BREATHER	1-C1	26	2
STAY, FUEL TANK PIVOT	1-F4	84	10	TUBE A, FUEL	1-F4	84	5
STAY, FUEL TANK SUPPORT	1-F4	84	9	TUBE B, FUEL	1-F7	90	14
STAY, FUEL VALVE	1-F7	91	28	TUBE C, FUEL	1-F7	90	7
STAY, HORN	1-E7	66	2	TUBE U, FUEL	1-F7	90	9
STAY, L HEADLIGHT	1-E1	54	11	TUBE, AIR CLEANER	1-F8	93	16
STAY, R HEADLIGHT	1-E1	54	10	TUBE, BATTERY	1-F7	91	21
STAY, RESERVE TANK SETTING	1-F5	87	1	TUBE, BREATHER	1-F8	93	22
STAY, RR COVER	1-C9	43	1	TUBE, CHAMBER JOINT	1-F8	92	9
STAY, RR TURN SIGNAL	1-G5	111	15	TUBE, DRAIN	1-F8	93	19
STAY, TURN SIGNAL RELAY	1-F7	91	23	TUBE, FUEL	1-F7	90	15
STEM COMP., STEERING	1-E7	66	5	TUBE, FUEL, 5.3X185	1-F7	90	7
STOPPER, FOOTPEG RUBBER	1-F12	100	7	TUBE, FUEL, 7.3X220	1-F7	90	8
STOPPER, SPRING	1-G1	103	7	TUBE, LEVEL	1-G8	116	14
STOPPER, SPRING ADJUSTING	1-G3	106	5	TUBE, OVER FLOW	1-G8	116	15
STRAINER COMP., FUEL	1-F7	90	5	TUBE, RETURN	1-F8	93	24
STRAINER, OIL	1-B11	23	7	TUBE, TENSIONER SPRING	1-B5	11	9
SUB FRAME COMP	1-G9	118	9	TUBE, VINYL, 8X12X250	1-F9	94	48
	1-G9	119	9	TUBE, VINYL, 8X12X300	1-F9	94	48
SUB HARNESS, HORN	1-E7	66	1	TUBE, 7X820	1-G8	117	41
SUB TANK, FUEL	1-F4	84	12	TURN SIGNAL ASSY., L. FR	1-G4	109	8
SUSPENSION, FUEL CUT RELAY	1-F7	91	19		1-G5	110	8
SUSPENSION, TURN SIGNAL RELAY	1-F5	87	14	TURN SIGNAL ASSY., L. RR	1-G5	111	13
SWINGARM ASSY., RR	1-G1	103	13		1-G4	109	
	1-G2	104	13	TURN SIGNAL ASSY., R. FR	1-G5	110	8
SWITCH ASSY., CHANGE	1-B9	18	9		1-G5	110	11
SWITCH ASSY., CLUTCH	1-E5	62	10	TURN SIGNAL ASSY., R. RR	1-G5	111	11
SWITCH ASSY., COMBINATION & LOCK	1-E6	65	2		1-G5	111	13
SWITCH ASSY., FR STOP	1-E4	60	1				
SWITCH ASSY., OIL PRESSURE	1-C1	26	7	(V)			
SWITCH ASSY., RR STOP	1-F11	98	8	VALVE ASSY., FUEL	1-F7	90	6
SWITCH ASSY., STARTER MAGNETIC	1-F5	87	9	VALVE ASSY., RELIEF	1-B11	23	9
SWITCH ASSY., STARTER/ENGINE				VALVE COMP., AIR	1-E9	71	37
STOP	1-E3	58	6	VALVE SET, FLOAT	1-C12	48	2
SWITCH ASSY., TURN SIGNAL	1-E3	58	7	VALVE SET, STARTER	1-C12	48	8
	1-E3	59	7	VALVE, EX	1-B4	9	9
				VALVE, IN	1-B4	9	8
(T)				VALVE, OIL LOCK	1-E8	69	5
TACHOMETER ASSY	1-E2	56	12	VALVE, RIM	1-E12	76	2
TAILLIGHT UNIT	1-G6	112	1		1-F1	79	6
TANK COMP., FUEL	1-F3	83	2				
	1-F4	84	2	(W)			
TANK, RESERVE	1-G8	116	10	WEIGHT, BALANCE	1-E12	76	1
TANK, STORAGE	1-F8	93	21		1-F1	79	4
TENSIONER, CAM CHAIN	1-B5	11	5	WHEEL COMP., FR	1-E12	76	6
TERMINAL SET, BRUSH	1-B11	22	2	WHEEL COMP., RR	1-F1	79	3
THERMOSTAT	1-C8	40	1	WIRE A, GUARD	1-C8	40	10
THERMOSWITCH ASSY	1-G8	117	25	WIRE B, GUARD	1-C8	40	11
THREAD B, STEERING HEAD UPPER	1-E7	67	15	WIRE COMP., L. TURN SIGNAL	1-G5	110	9
THREAD COMP., STEERING HANDLE TOP	1-E7	66	7				

DESCRIPTION INDEX

DESCRIPTION	GRID	PAGE	REF.	DESCRIPTION	GRID	PAGE	REF.
WIRE COMP., L. TURN SIGNAL	1-G5	111	14				
WIRE COMP., LICENSE LIGHT	1-G6	112	10				
WIRE COMP., R. TURN SIGNAL	1-G4	109	5				
	1-G5	111	12				
WIRE COMP., TAILLIGHT	1-G6	112	4				
WRENCH, EYE, 10X12	1-G10	120	8				
WRENCH, EYE, 22MM	1-G10	120	18				
WRENCH, HEX., 5MM	1-G10	120	6				
WRENCH, HEX., 6MM	1-G10	120	5				
WRENCH, HEX., 8MM	1-G10	120	7				
WRENCH, PLUG	1-G10	120	4				